


Exam
Room View



Click and drag mouse over image to pan around the room



Control
Room View



Standard Room

Magnetic Resonance Video



Play



Stop

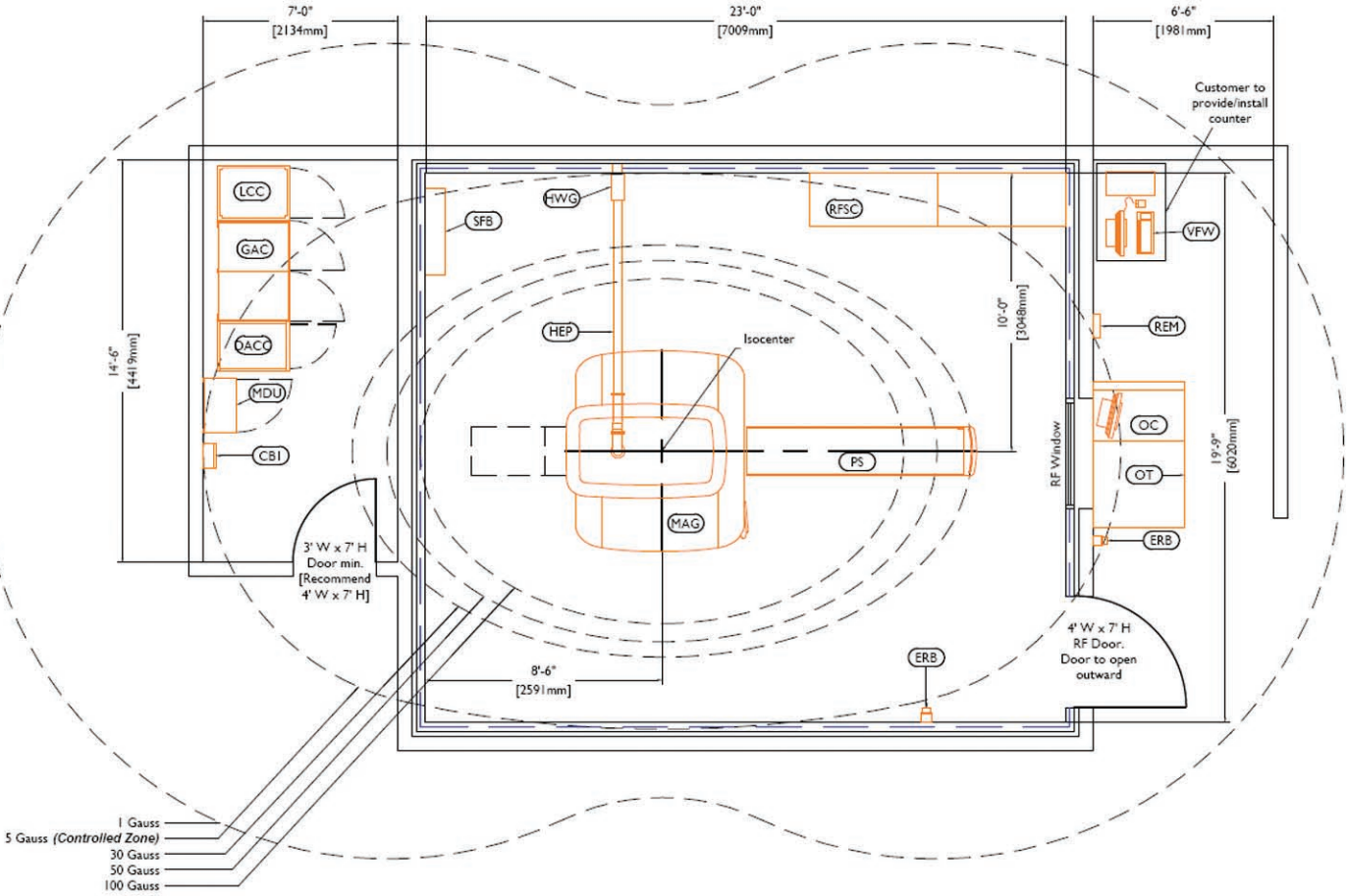
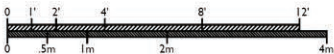


Achieva Quasar Dual 3.0T
Exclusively by Philips Healthcare

Helium Exhaust Pipe Verification
Customer's architect/contractor to provide plan and elevation details of helium exhaust pipe design for verification that specifications are being met, prior to installation. (Refer to sheet MP2 of Final Drawing Package for details)

Equipment Layout

Ceiling Height Guide			
Equipment Room:	10' - 6"	(3200 mm)	Recommended
	8' - 6 3/8"	(2600 mm)	Minimum
Exam Room Suspended Ceiling:	8' - 3 3/16"	(2520mm)	Required
Exam Room RF Ceiling:	10' - 6"	(3200 mm)	Recommended
	9' - 6 1/4"	(2900 mm)	Minimum
Control Room:	9' - 10"	(3000 mm)	Recommended
	7' - 3"	(2200mm)	Minimum



Equipment Legend				
A. Provided and installed by Philips B. Provided by customer/contractor and installed by customer/contractor C. Installed by customer/contractor D. Provided by Philips and installed by contractor E. Existing F. Future G. Optional room furnished by Philips				
Equipment Designation				
	Description	Max. Gauss	Weight Lbs [kg]	Heat Load Btu/hr [W]
A	OC Operator's Console	30	145 [65]	1700 [498]
G	OT Operator's Table	---	220 [100]	0
A	VFW Viewforum Workstation	10	125 [57]	1000 [293]
D	ERB Emergency Run-Down Button (Qty. = 2)	---	3 [1]	0
J	MAG Magnet Assembly	---	12850 [5830]	6800 [1993]
A	PS Patient Support (MT)	---	365 [165]	0
A	HEP Helium Gas Exhaust Pipe (exam room only)	---	4ft [6m]	0
C	HWG Helium Gas Exhaust Wave Guide	---	10 [5]	0
A	GAC Gradient Amplifier 787 Double Cabinet	150	2015 [914]	27900 [8177]
A	DAC Data Acquisition and Control Cabinet	50	585 [265]	23900 [7004]
D	LCC Liquid Cooling Cabinet	150	660 [300]	3400 [996]
D	MDU Mains Distribution Unit	150	605 [275]	1700 [498]
A	SFB System Filter Box with Covers	70	200 [90]	0
G	RFSC RF Coil Storage Cabinet	---	1320 [600]	0
B	CBI Circuit Breaker (for system)	50	t.b.d.	t.b.d.
B	CBI Circuit Breaker (for Chiller) [not shown]	50	t.b.d.	t.b.d.
D	CH Dimplex MEDKOOL 15000 AC Chiller [not shown]	10	2600 [1180]	188000 [55097]
D	REM Chiller Remote Controller	10	1 [0.5]	0

General System Requirements

Environmental

- Examination Room:
 - Operating Temperature: 68° - 75° F (20° - 24° C)
 - Relative Humidity: 40% to 60%, non-condensing
 - Air Conditioning Capacity: 6800 btu/hr (2 kW)
- Equipment Room:
 - Operating Temperature: 59° - 75° F (15° - 24° C)
 - Relative Humidity: 30% to 70%, non-condensing
 - Air Conditioning Capacity (standby): 6800 btu/hr (2 kW)
- Control Room:
 - Operating Temperature: 64° - 75° F (18° - 24° C)
 - Relative Humidity: 30% to 70%, non-condensing
 - Air Conditioning Capacity 1700 btu/hr (0.5 kW)

Primary Coolant

- Quality: Potable Tap Water
- pH: 6.0 - 8.0
- CaCO3: < 250 ppm
- Chlorine: < 200 ppm
- Suspended Matter: < 10 mg/L, < 100 micron particle size
- Cooling Liquid Inlet: 43° - 59° F (6° - 15° C)
- Maximum Flow Allowed: 23.8 GPM (90L/min)
- Maximum Primary Cooling Liquid Pressure: 87 PSI (6 Bar)
- Temperature Stability: +/- 3.6° F (+/- 2° C)
- Ethylene Glycol Concentration: 35% Recommended
- Heat dissipation: 23,900 - 136,600 btu/hr (7 - 40 kW)

Controlled Zone

Exclusion zone for persons with cardiac pacemakers or other electrical implants - Magnetic field exceeds 5 Gauss (0.5 mT).

Power

- Supply Configuration: 3 phase, 3-wire power, and ground
- Nominal Line Voltage: 208, 240, 480 VAC, 60 Hz
- Branch Power Requirement: 80 kVA
- Circuit Breaker: 3 pole, 100A (480 VAC)

Remote Service Diagnostics

Medical Imaging equipment to be installed by Philips is equipped with a service diagnostic feature which allows for remote and on-site service diagnostics. To establish this feature, a RJ45 type Ethernet 10/100/1000 Mbit network connector must be installed. Access to customer's network via their remote access server is needed for Remote Service Network (RSN) connectivity. All costs with this feature are the responsibility of the customer.