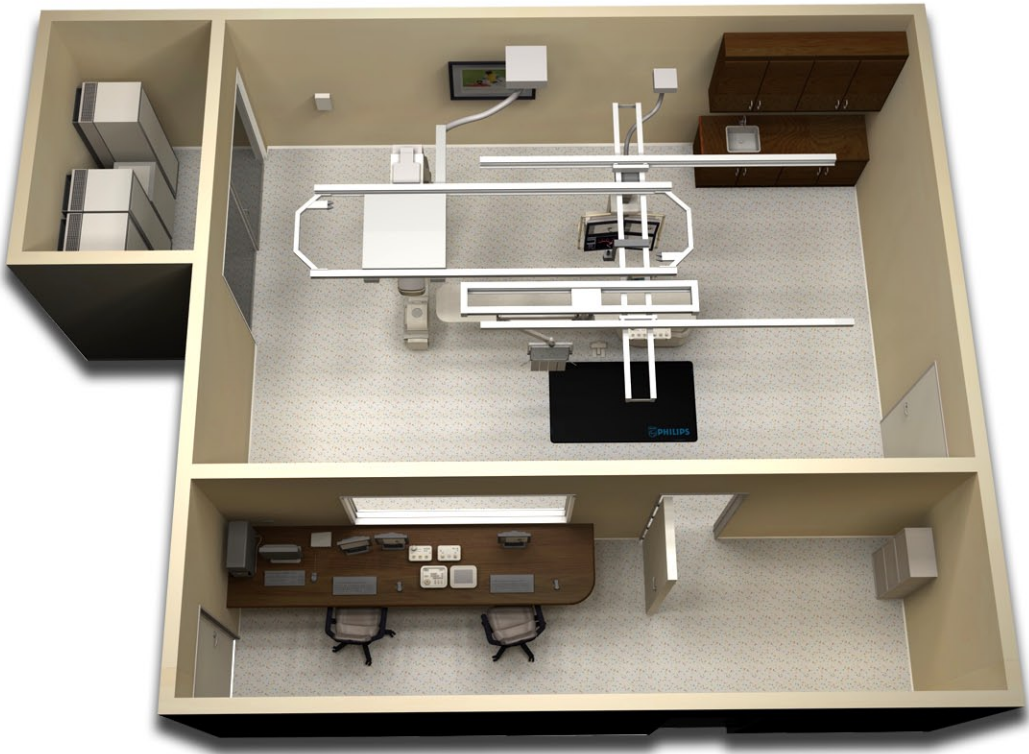
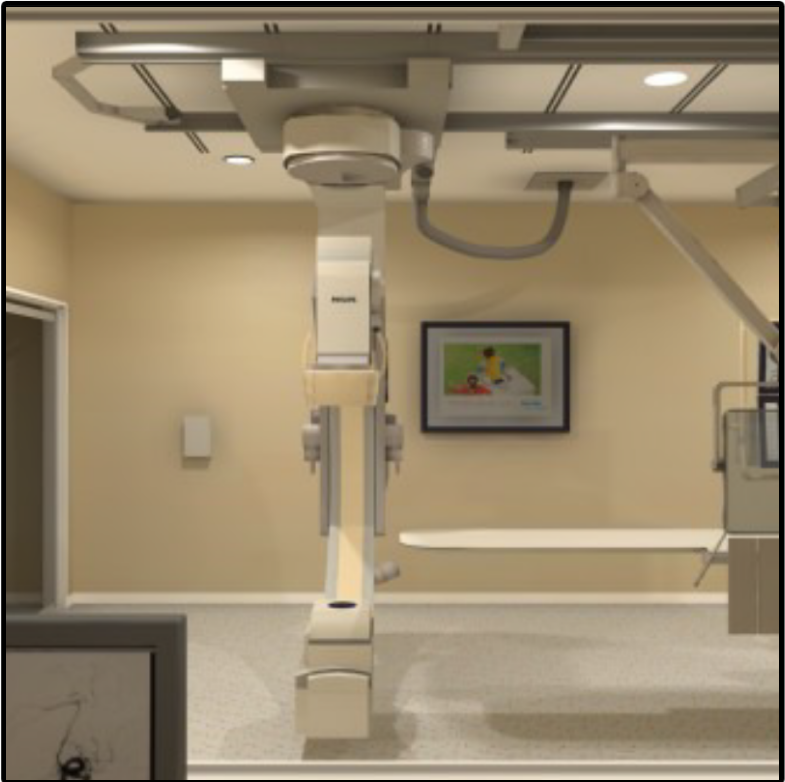


Exam
Room View



Click and drag mouse over image to pan around the room

Control
Room View



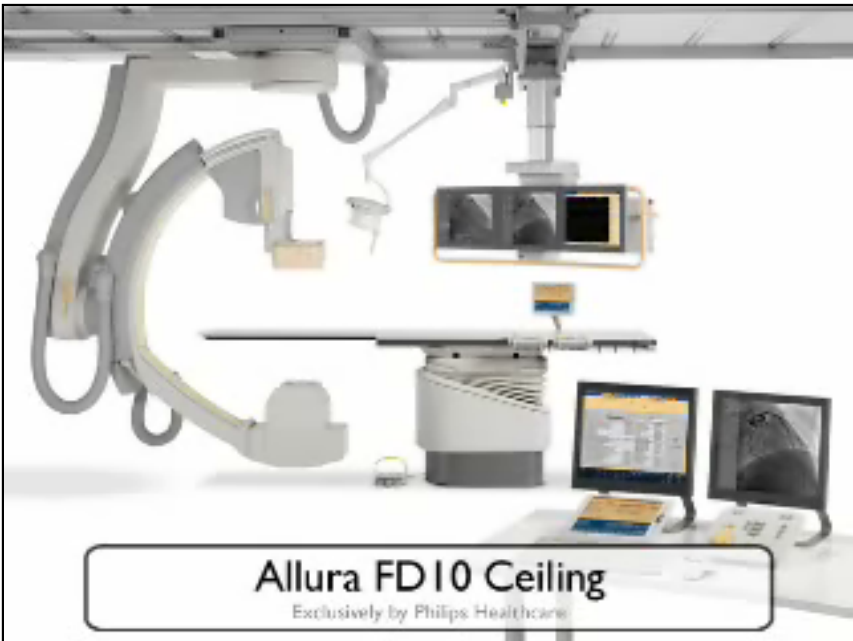
Cardiovascular X-Ray Video

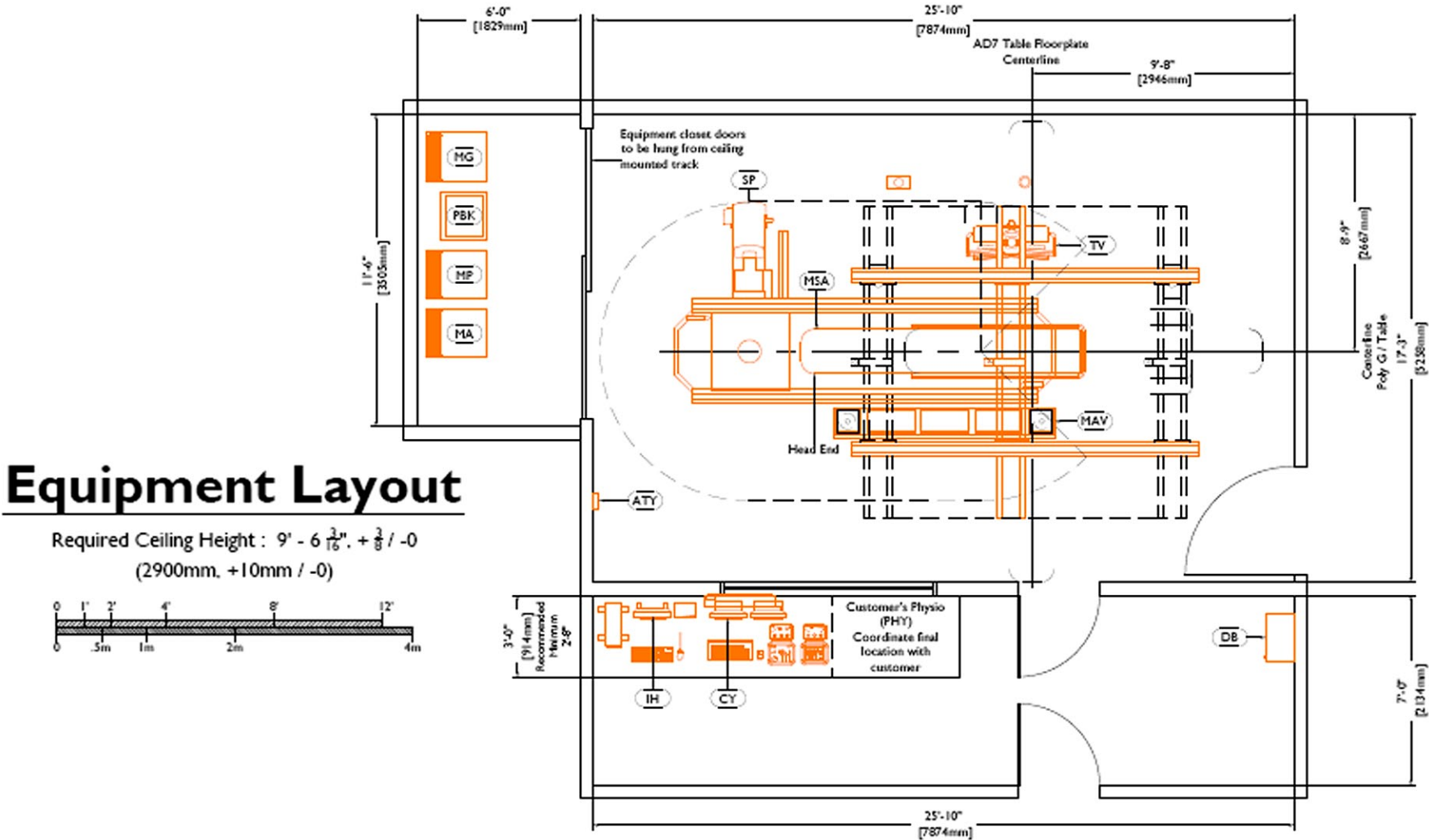


Play



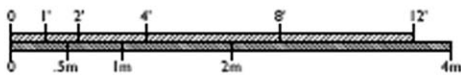
Stop





Equipment Layout

Required Ceiling Height : 9' - 6 3/16" + 3/8" / -0
(2900mm, +10mm / -0)



Equipment Legend			
A	Furnished and installed by Philips		
B	Furnished by customer/contractor and installed by customer/contractor		
C	Installed by customer/contractor		
D	Furnished by Philips and installed by contractor		
E	Existing		
F	Future		
G	Optional item furnished by Philips		
Equipment Designation			
	Description	Weight lbs [kg]	Heat Load Btu/hr [W]
A	SP Poly G Stand (Ceiling Version)	2387 [1083]	1195 [350]
A	MSA Angio Diagnost 7	1693 [768]	- [-]
A	MG Velara Generator 40E Cabinet	510 [231]	2971 [870]
A	MP Peripheral 40E Cabinet	510 [231]	2049 [600]
A	PBK PDU 4000/UPS	860 [390]	2450 [717]
A	MA Mains 40E Cabinet	710 [322]	4439 [1300]
A	CY Viewing / Control	126 [58]	567 [166]
A	DB Documentation Box - Mounted on Wheels (Final location to be coordinated with customer and/or local Philips Service.)	176 [80]	- [-]
A	ATY Exam Room Auxiliary Box	7 [3]	1.7 [50]
A	TV Four LCD Monitor Suspension	597 [271]	680 [199]
G	MAV Mavig Ceiling Track w/ Radiation Shield	167 [76]	350 [102]
G	IH Interventional Hardware	73 [33]	2424 [710]

General System Requirements

Environmental

Heating, ventilation, and air conditioning requirement for general equipment locations must maintain temperature at 72° +/- 5° Fahrenheit (22° +/- 3° Celsius) and non-condensing relative humidity at 20 - 80%.

Equipment's designed airflow is from bottom to top and front to back. Please design the air handling in the rack cabinet equipment area accordingly.

Power

Velara Generator with PDU 4000

Power Output: 100kW

Supply Configuration:

3-Phase, 3-Wire Power and Ground, Delta or Wye

3-Phase, 4-Wire Power with Neutral + Ground, Wye.

Nominal Line Voltage: 380, 400, 440, 460 or 480 VAC, 60 Hz.

Branch Power Requirement: 225 KVA

Circuit Breaker: 3 pole, 125 A

Remote Service Diagnostics

Medical Imaging equipment to be installed by Philips is equipped with a service diagnostic feature which allows for remote and on-site service diagnostics. To establish this feature, a FJ45 type Ethernet 10/100/1000 Mbit network connector must be installed. Access to customer's network via their remote access server is needed for Remote Service Network (RSN) connectivity. All costs with this feature are the responsibility of the customer.