

DICOM Conformance Statement

IntelliSpace Cardiovascular 2.2



Issued by:

Philips Medical Systems Nederland BV, a Philips Healthcare company,
P.O. Box 10.000
5680 DA Best
The Netherlands

Email: dicom@philips.com

Internet: www.philips.com/dicom

Document Number: ICAP-PF.0028909

Date: 17-Mar-2017

1. DICOM Conformance Statement Overview

IntelliSpace Cardiovascular is the Philips Cardiology multi-modality image and information management solution that allows images, information and reports to be reviewed, stored and distributed throughout the cardiology department and beyond. IntelliSpace Cardiovascular is intended to: a) Review the high quality medical study data provided by modalities, and b) Serve as a permanent archive for such data. As such, the IntelliSpace Cardiovascular system consists of a central image and database server and several connected viewer workspots capable of running various viewer applications (also called review station). The IntelliSpace Cardiovascular is designed with the concerns for the system as: data integrity, performance, image quality, serviceability, and large number of users. Added with ease of use, privacy/confidentiality, flexibility and expandability. Data is imported from the image acquisition system through a vendor provided DICOM port. This port is provided as a safe and reliable way to access the clinical data. In addition to DICOM, IntelliSpace Cardiovascular also maintains compatibility with the installed base of Philips Sonos US image acquisition system in supporting the proprietary DSR-TIFF format. The system also offers DICOM ports such that external systems (viewers, other PACS systems and etc) can access the data. Data can also be imported from and exported to CD or DVD. The primary point of user contact with the system is the viewer workspot, consisting of several clinical tools, e.g. for Cath, Echo, CT and MR, including tools like QLAB. These programs use the common Windows GUI metaphors for selecting items or entering information in the common patient and study search window. A network based on standard technology, connects the IntelliSpace Cardiovascular server, the viewer workspots and external DICOM nodes, such as Cath labs, Ultrasound labs, EP labs and other acquisition systems, DICOM archives, DICOM viewers etc.

MWL SCP and MPPS SCU & SCP is a highly programmable interface engine to connect the IntelliSpace Cardiovascular Image Management System (IMS) and DICOM competent (imaging) modalities to the Hospital Information Systems (HIS) and/or the Cardiology Information System (CIS).

Prime objective of the interface engine is to match the HL7 domain of the hospital information management systems (HIS, CIS, EMR) to the DICOM domain of Imaging modalities, IntelliSpace Cardiovascular Image Management system and its connected (diagnostic) viewing workstations.

MWL SCP and MPPS SCU & SCP support DICOM Modality Worklist Management (MWLM) as a Service Class provider (SCP) and DICOM Modality Performed Procedure Step (MPPS) both as a Service Class Provider (SCP) and Service Class User (SCU).

The SCU role of MPPS is required to support the IHE requirements on Cardiology workflow. IntelliSpace Cardiovascular Connect, on behalf of IntelliSpace Cardiovascular IMS, may propagate the MPPS data from the DICOM modalities to an IHE compliant Order Filler system.

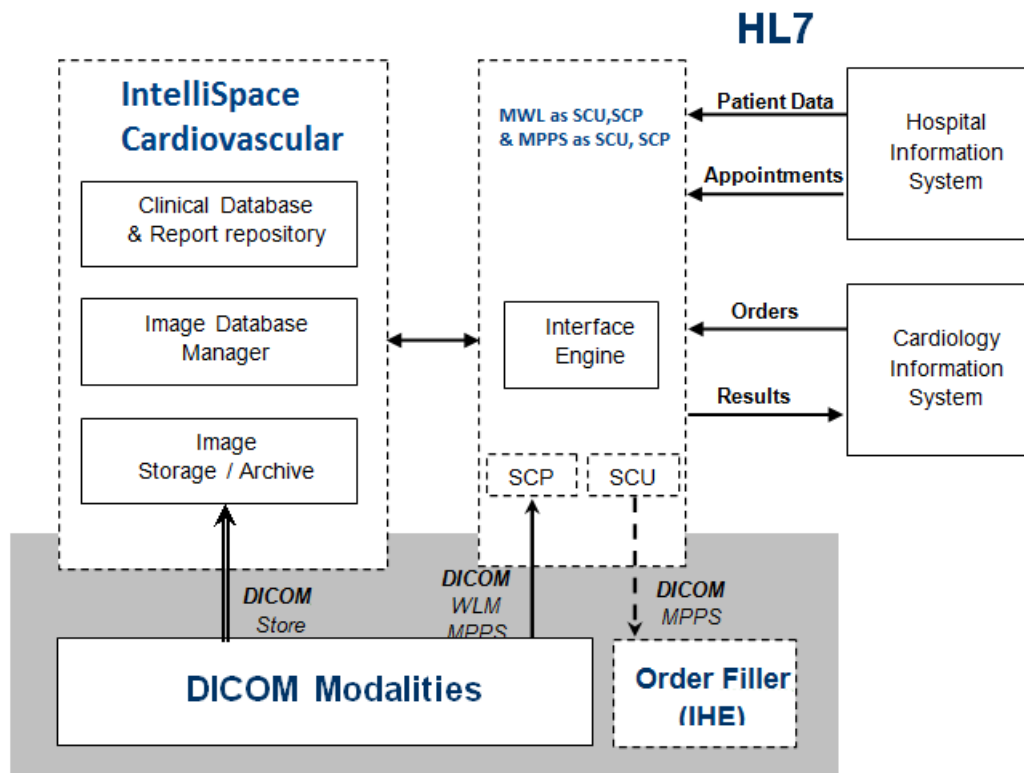


Figure 1: IntelliSpace Cardiovascular Data flow in Network

Table 1: Network Services

SOP Class		User of Service (SCU)	Provider of Service (SCP)
Name	UID		
Other			
Verification SOP Class*	1.2.840.10008.1.1	Yes	Yes
Print Management			
Print Job SOP Class	1.2.840.10008.5.1.1.14	Yes	No
Basic Annotation Box SOP Class	1.2.840.10008.5.1.1.15	Yes	No
Stored Print Storage SOP Class (Retired)	1.2.840.10008.5.1.1.27	Yes	No
Basic Grayscale Print Management Meta SOP Class	1.2.840.10008.5.1.1.9	Yes	No
>Basic Film Session SOP Class	1.2.840.10008.5.1.1.1	Yes	No
>Basic Film Box SOP Class	1.2.840.10008.5.1.1.2	Yes	No
>Basic Grayscale Image Box SOP Class	1.2.840.10008.5.1.1.4	Yes	No
>Printer SOP Class	1.2.840.10008.5.1.1.16	Yes	No
Query/Retrieve			
Study Root QR Information Model - MOVE SOP Class	1.2.840.10008.5.1.4.1.2.2.2	Yes	Yes
Patient Root QR Information Model - FIND SOP Class	1.2.840.10008.5.1.4.1.2.1.1	No	Yes
Study Root QR Information Model - FIND SOP Class	1.2.840.10008.5.1.4.1.2.2.1	Yes	Yes
PatientStudy Only QR Info. Model - FIND SOP Class (Retired)	1.2.840.10008.5.1.4.1.2.3.1	No	Yes
Patient Root QR Information Model - MOVE SOP Class	1.2.840.10008.5.1.4.1.2.1.2	No	Yes

SOP Class		User of Service (SCU)	Provider of Service (SCP)
Name	UID		
PatientStudy Only QR Info. Model - MOVE SOP Class (Retired)	1.2.840.10008.5.1.4.1.2.3.2	No	Yes
Transfer			
Hardcopy Grayscale Image Storage (Retired)	1.2.840.10008.5.1.1.29	Yes	Yes
Hardcopy Color Image Storage (Retired)	1.2.840.10008.5.1.1.30	Yes	Yes
Computed Radiography Image Storage SOP Class	1.2.840.10008.5.1.4.1.1.1	Yes	Yes
Digital X-Ray Image Storage - For Pres. SOP	1.2.840.10008.5.1.4.1.1.1.1	Yes	Yes
Digital X-Ray Image Storage - For Proc. SOP	1.2.840.10008.5.1.4.1.1.1.1.1	Yes	Yes
Digital Mammography X-Ray Image Storage - Pres. SOP	1.2.840.10008.5.1.4.1.1.1.2	Yes	Yes
Digital Mammography X-Ray Image Storage - Proc. SOP	1.2.840.10008.5.1.4.1.1.1.2.1	Yes	Yes
Digital Intra-oral X-Ray Image Storage - Pres. SOP	1.2.840.10008.5.1.4.1.1.1.3	Yes	Yes
Digital Intra-oral X-Ray Image Storage - Proc. SOP	1.2.840.10008.5.1.4.1.1.1.3.1	Yes	Yes
Standalone Modality LUT Storage (Retired)	1.2.840.10008.5.1.4.1.1.10	Yes	Yes
Encapsulated PDF Storage	1.2.840.10008.5.1.4.1.1.104.1	Yes	Yes
Standalone VOI LUT Storage SOP Class (Retired)	1.2.840.10008.5.1.4.1.1.11	Yes	Yes
Grayscale Softcopy Presentation State Storage SOP Class	1.2.840.10008.5.1.4.1.1.11.1	Yes	Yes
X-Ray Angiographic Image Storage SOP Class	1.2.840.10008.5.1.4.1.1.12.1	Yes	Yes
X-Ray Radiofluoroscopic Image Storage SOP Class	1.2.840.10008.5.1.4.1.1.12.2	Yes	Yes
X-Ray Angiographic Bi-Plane Image Storage SOP Class (Retired)	1.2.840.10008.5.1.4.1.1.12.3	Yes	Yes
Positron Emission Tomography Image Storage SOP Class	1.2.840.10008.5.1.4.1.1.128	Yes	Yes
Standalone PET Curve Storage SOP Class (Retired)	1.2.840.10008.5.1.4.1.1.129	Yes	Yes
CT Image Storage SOP Class	1.2.840.10008.5.1.4.1.1.2	Yes	Yes
Nuclear Medicine Image Storage SOP Class	1.2.840.10008.5.1.4.1.1.20	Yes	Yes
Ultrasound Multi-frame Image Storage (Retired)	1.2.840.10008.5.1.4.1.1.3	Yes	Yes
Ultrasound Multi-frame Image Storage SOP Class	1.2.840.10008.5.1.4.1.1.3.1	Yes	Yes
MR Image Storage SOP Class	1.2.840.10008.5.1.4.1.1.4	Yes	Yes
RT Image Storage SOP Class	1.2.840.10008.5.1.4.1.1.481.1	Yes	Yes
RT Dose Storage SOP Class	1.2.840.10008.5.1.4.1.1.481.2	Yes	Yes
RT Structure Set Storage SOP Class	1.2.840.10008.5.1.4.1.1.481.3	Yes	Yes
RT Plan Storage SOP Class	1.2.840.10008.5.1.4.1.1.481.5	Yes	Yes
Ultrasound Image Storage (Retired)	1.2.840.10008.5.1.4.1.1.6	Yes	Yes
Ultrasound Image Storage SOP Class	1.2.840.10008.5.1.4.1.1.6.1	Yes	Yes
Raw Data Storage SOP Class	1.2.840.10008.5.1.4.1.1.66	Yes	Yes
Secondary Capture Image Storage SOP Class	1.2.840.10008.5.1.4.1.1.7	Yes	Yes
Multi-frame Single Bit Secondary Capture Image Storage SOP Class	1.2.840.10008.5.1.4.1.1.7.1	Yes	Yes
Multi-frame Grayscale Byte SC Image Storage SOP Class	1.2.840.10008.5.1.4.1.1.7.2	Yes	Yes
Multi-frame Grayscale Word SC Image Storage SOP Class	1.2.840.10008.5.1.4.1.1.7.3	Yes	Yes
Multi-frame True Color Secondary Capture Image Storage	1.2.840.10008.5.1.4.1.1.7.4	Yes	Yes
Standalone Overlay Storage SOP Class (Retired)	1.2.840.10008.5.1.4.1.1.8	Yes	Yes
Basic Text SR SOP Class	1.2.840.10008.5.1.4.1.1.88.11	Yes	Yes
Enhanced SR SOP Class	1.2.840.10008.5.1.4.1.1.88.22	Yes	Yes
Detail SR Storage - Trial (Retired)	1.2.840.10008.5.1.4.1.1.88.3	Yes	Yes
Comprehensive SR SOP Class	1.2.840.10008.5.1.4.1.1.88.33	Yes	Yes

SOP Class		User of Service (SCU)	Provider of Service (SCP)
Name	UID		
X-Ray Radiation Dose SR SOP Class	1.2.840.10008.5.1.4.1.1.88.67	Yes	Yes
Standalone Curve Storage SOP Class (Retired)	1.2.840.10008.5.1.4.1.1.9	Yes	Yes
12-lead ECG Waveform Storage	1.2.840.10008.5.1.4.1.1.9.1.1	Yes	Yes
General ECG Waveform Storage SOP Class	1.2.840.10008.5.1.4.1.1.9.1.2	Yes	Yes
Standard Hemodynamic Waveform Storage SOP Class	1.2.840.10008.5.1.4.1.1.9.2.1	Yes	Yes
Procedure Log Storage SOP Class	1.2.840.10008.5.1.4.1.1.88.40	Yes	Yes
Key Object Selection Document Storage SOP Class	1.2.840.10008.5.1.4.1.1.88.59	Yes	Yes
Philips Private X-Ray Image Storage	1.3.46.670589.2.3.1.1	Yes	Yes
Philips Private Reconstructed X-ray Storage	1.3.46.670589.2.4.1.1	Yes	Yes
Philips Private IE33 3D NEO Presentation State Subpage Storage	1.3.46.670589.2.5.1.1	Yes	Yes
Philips Private ViewForum 3D Volume New Storage	1.3.46.670589.5.0.1.1	Yes	Yes
Philips Private ViewForum MR Synthetic Image Storage	1.3.46.670589.5.0.10	Yes	Yes
Philips Private ViewForum MR Cardio Analysis New Storage	1.3.46.670589.5.0.11.1	Yes	Yes
Philips Private ViewForum CX Synthetic Image Storage	1.3.46.670589.5.0.12	Yes	Yes
Philips Private ViewForum Perfusion Storage	1.3.46.670589.5.0.13	Yes	Yes
Philips Private ViewForum Perfusion Analysis Storage	1.3.46.670589.5.0.14	Yes	Yes
Philips Private ViewForum 3D Volume Object New Storage	1.3.46.670589.5.0.2.1	Yes	Yes
Philips Private ViewForum Surface New Storage	1.3.46.670589.5.0.3.1	Yes	Yes
Philips Private ViewForum MR Cardio New Storage	1.3.46.670589.5.0.8.1	Yes	Yes
Philips Private ViewForum CT Synthetic Image Storage	1.3.46.670589.5.0.9	Yes	Yes
Color Softcopy Presentation State Storage SOP Class	1.2.840.10008.5.1.4.1.1.11.2	Yes	No
Workflow Management			
Modality Performed Procedure Step SOP Class	1.2.840.10008.3.1.2.3.3	Yes	Yes
Modality Worklist Information Model - FIND SOP Class	1.2.840.10008.5.1.4.31	Yes	Yes
Storage Commitment Push Model SOP Class	1.2.840.10008.1.20.1	Yes	Yes

* Verification SOP Class as SCU is not supported for MWL AE and MPPS AE.

This service can be specified as an SCU or SCP which means that it is either configurable or that it can be purchased separately.

Table 2 shows the Supported Media Storage Application Profiles (with roles).

Table 2: Media Services

Media Storage Application Profile	File-set Creator (FSC)	File-set Updater (FSU)	File-set Reader (FSR)
Compact Disk-Recordable			
1024 X-Ray Angiographic Studies on CD-R	Yes	No	Yes
Basic Cardiac X-RAY Angiographic Studies on CD-R	Yes	No	Yes
CT/MR Studies on CD-R	Yes	No	Yes
General Purpose CD-R Interchange	Yes	No	Yes
Image Display (Ultrasound {SF MF})	Yes	No	Yes
DVD			
CT/MR Studies on DVD Media	Yes	No	Yes
General Purpose DVD Interchange with JPEG	Yes	No	Yes

2. Table of Contents

1.	DICOM CONFORMANCE STATEMENT OVERVIEW	3
2.	TABLE OF CONTENTS	7
3.	INTRODUCTION	14
3.1.	REVISION HISTORY	14
3.2.	AUDIENCE	14
3.3.	REMARKS	14
3.4.	DEFINITIONS, TERMS AND ABBREVIATIONS.....	15
3.5.	REFERENCES.....	16
4.	NETWORKING	17
4.1.	IMPLEMENTATION MODEL	17
4.1.1.	Application Data Flow IntelliSpace Cardiovascular	17
4.1.2.	Application Data Flow MWL SCP and MPPS SCU & SCP	19
4.1.3.	Functional Definition of AE's	20
4.1.3.1.	Functional Definition of Archive AE	20
4.1.3.2.	Functional Definition of Auto Export AE	20
4.1.3.3.	Functional Definition of Image Import AE	20
4.1.3.4.	Functional Definition of Print AE	21
4.1.3.5.	Functional Definition of Query Retrieve as SCP AE	21
4.1.3.6.	Functional Definition of Query Retrieve as SCU AE	21
4.1.3.7.	Functional Definition of Send AE	21
4.1.3.8.	Functional Definition of Storage Commitment AE	21
4.1.3.9.	Functional Definition of MWL AE and MPPS AE	21
4.1.4.	Sequencing of Real World Activities	21
4.2.	AE SPECIFICATIONS	22
4.2.1.	Archive AE	22
4.2.1.1.	SOP Classes	22
4.2.1.2.	Association Policies.....	24
4.2.1.2.1.	General.....	24
4.2.1.2.2.	Number of Associations.....	24
4.2.1.2.3.	Asynchronous Nature	24
4.2.1.2.4.	Implementation Identifying Information.....	24
4.2.1.2.5.	Communication Failure Handling	24
4.2.1.3.	Association Initiation Policy	25
4.2.1.3.1.	(Real-World) Activity – Verification as SCU.....	26
4.2.1.3.2.	(Real-World) Activity – MOVE as SCU.....	27
4.2.1.3.3.	(Real-World) Activity – Image Export	29
4.2.1.3.4.	(Real-World) Activity – Storage Commitment Push Model AS SCU.....	38
4.2.1.4.	Association Acceptance Policy	42
4.2.1.4.1.	(Real-World) Activity – Image Import	42
4.2.2.	Auto Export AE.....	48
4.2.2.1.	SOP Classes	48
4.2.2.2.	Association Policies.....	49
4.2.2.2.1.	General.....	49
4.2.2.2.2.	Number of Associations.....	50
4.2.2.2.3.	Asynchronous Nature	50
4.2.2.2.4.	Implementation Identifying Information.....	50
4.2.2.2.5.	Communication Failure Handling	50
4.2.2.3.	Association Initiation Policy	50
4.2.2.3.1.	(Real-World) Activity – Verification as SCU.....	51
4.2.2.3.2.	(Real-World) Activity – Image Export	53
4.2.2.4.	Association Acceptance Policy	62
4.2.3.	Image Import AE	63

4.2.3.1.	SOP Classes	63
4.2.3.2.	Association Policies.....	64
4.2.3.2.1.	General.....	64
4.2.3.2.2.	Number of Associations.....	65
4.2.3.2.3.	Asynchronous Nature	65
4.2.3.2.4.	Implementation Identifying Information.....	65
4.2.3.2.5.	Communication Failure Handling	65
4.2.3.3.	Association Initiation Policy	65
4.2.3.4.	Association Acceptance Policy	66
4.2.3.4.1.	(Real-World) Activity – Verification as SCP	67
4.2.3.4.2.	(Real-World) Activity – Image Import	68
4.2.3.4.3.	(Real-World) Activity – Storage Commitment Push Model AS SCP	76
4.2.4.	Print AE	80
4.2.4.1.	SOP Classes	80
4.2.4.2.	Association Policies.....	80
4.2.4.2.1.	General.....	80
4.2.4.2.2.	Number of Associations.....	80
4.2.4.2.3.	Asynchronous Nature	81
4.2.4.2.4.	Implementation Identifying Information.....	81
4.2.4.2.5.	Communication Failure Handling	81
4.2.4.3.	Association Initiation Policy	81
4.2.4.3.1.	(Real-World) Activity – Print Management as SCU	82
4.2.4.4.	Association Acceptance Policy	92
4.2.5.	Query Retrieve as SCP AE	93
4.2.5.1.	SOP Classes	93
4.2.5.2.	Association Policies.....	94
4.2.5.2.1.	General.....	95
4.2.5.2.2.	Number of Associations.....	95
4.2.5.2.3.	Asynchronous Nature	95
4.2.5.2.4.	Implementation Identifying Information.....	95
4.2.5.2.5.	Communication Failure Handling	96
4.2.5.3.	Association Initiation Policy	96
4.2.5.3.1.	(Real-World) Activity – Image Export	97
4.2.5.4.	Association Acceptance Policy	107
4.2.5.4.1.	(Real-World) Activity – Verification as SCP	108
4.2.5.4.2.	(Real-World) Activity – FIND as SCP	109
4.2.5.4.3.	(Real-World) Activity – MOVE as SCP	114
4.2.6.	Query Retrieve as SCU AE	119
4.2.6.1.	SOP Classes	119
4.2.6.2.	Association Policies.....	119
4.2.6.2.1.	General.....	119
4.2.6.2.2.	Number of Associations.....	119
4.2.6.2.3.	Asynchronous Nature	119
4.2.6.2.4.	Implementation Identifying Information.....	120
4.2.6.2.5.	Communication Failure Handling	120
4.2.6.3.	Association Initiation Policy	120
4.2.6.3.1.	(Real-World) Activity – Verification as SCU	121
4.2.6.3.2.	(Real-World) Activity – FIND as SCU	122
4.2.6.3.3.	(Real-World) Activity – MOVE as SCU	126
4.2.6.4.	Association Acceptance Policy	128
4.2.7.	Send AE	129
4.2.7.1.	SOP Classes	129
4.2.7.2.	Association Policies.....	130
4.2.7.2.1.	General.....	130
4.2.7.2.2.	Number of Associations.....	131
4.2.7.2.3.	Asynchronous Nature	131

4.2.7.2.4.	Implementation Identifying Information.....	131
4.2.7.2.5.	Communication Failure Handling	131
4.2.7.3.	Association Initiation Policy	131
4.2.7.3.1.	(Real-World) Activity – Verification as SCU.....	132
4.2.7.3.2.	(Real-World) Activity – Image Export	133
4.2.7.4.	Association Acceptance Policy	143
4.2.8.	Storage Commitment AE	144
4.2.8.1.	SOP Classes	144
4.2.8.2.	Association Policies.....	144
4.2.8.2.1.	General.....	144
4.2.8.2.2.	Number of Associations.....	144
4.2.8.2.3.	Asynchronous Nature	144
4.2.8.2.4.	Implementation Identifying Information.....	145
4.2.8.2.5.	Communication Failure Handling	145
4.2.8.3.	Association Initiation Policy	145
4.2.8.4.	Association Acceptance Policy	146
4.2.8.4.1.	(Real-World) Activity – Verification as SCP	147
4.2.8.4.2.	(Real-World) Activity – Storage Commitment Push Model AS SCP	148
4.2.9.	PDF_REPORT AE	152
4.2.9.1.	SOP Classes	152
4.2.9.2.	Association Policies.....	152
4.2.9.2.1.	General.....	152
4.2.9.2.2.	Number of Associations.....	152
4.2.9.2.3.	Asynchronous Nature	152
4.2.9.2.4.	Implementation Identifying Information.....	153
4.2.9.2.5.	Communication Failure Handling	153
4.2.9.3.	Association Initiation Policy	153
4.2.9.3.1.	(Real-World) Activity – Image Export	154
4.2.9.4.	Association Acceptance Policy	156
4.2.10.	MWL AE	156
4.2.10.1.	SOP Classes	156
4.2.10.2.	Association Policies.....	156
4.2.10.2.1.	General.....	156
4.2.10.2.2.	Number of Associations.....	156
4.2.10.2.3.	Asynchronous Nature	156
4.2.10.2.4.	Implementation Identifying Information.....	157
4.2.10.2.5.	Communication Failure Handling	157
4.2.10.3.	Association Initiation Policy	157
4.2.10.3.1.	(Real-World) Activity – Verification as SCP	158
4.2.10.3.2.	(Real-World) Activity – Modality Worklist as SCP	159
4.2.11.	MPPS AE.....	163
4.2.11.1.	SOP Classes	163
4.2.11.2.	Association Policies.....	163
4.2.11.2.1.	General.....	163
4.2.11.2.2.	Number of Associations.....	163
4.2.11.2.3.	Asynchronous Nature	164
4.2.11.2.4.	Implementation Identifying Information.....	164
4.2.11.2.5.	Communication Failure Handling	164
4.2.11.3.	Association Initiation Policy	164
4.2.11.3.1.	(Real-World) Activity – Modality Performed Procedure Step as SCU	165
4.2.11.3.2.	(Real-World) Activity – Verification as SCP	165
4.2.11.3.3.	(Real-World) Activity – Modality Performed Procedure Step as SCP	167
4.3.	NETWORK INTERFACES	169
4.3.1.	Physical Network Interfaces	169
4.3.2.	Additional Protocols	169

4.4.	CONFIGURATION	169
4.4.1.	AE Title/Presentation Address Mapping	169
4.4.1.1.	Local AE Titles.....	169
4.4.1.2.	Remote AE Title/Presentation Address Mapping	170
4.4.2.	Parameters	172
5.	MEDIA INTERCHANGE	174
5.1.	IMPLEMENTATION MODEL	174
5.1.1.	Application Data Flow Diagram	174
5.1.2.	Functional Definitions of AE's	174
5.1.3.	Sequencing of Real World Activities	174
5.2.	AE SPECIFICATIONS	175
5.2.1.	Media AE Media - Specification	176
5.2.1.1.	File Meta Information for the Media AE	176
5.2.1.2.	Real-World Activities	176
5.2.1.2.1.	RWA - Read File-set	176
5.2.1.2.2.	RWA - Create File-set	177
5.3.	AUGMENTED AND PRIVATE APPLICATION PROFILES	179
5.4.	MEDIA CONFIGURATION.....	179
6.	SUPPORT OF CHARACTER SETS.....	180
7.	SECURITY.....	181
7.1.	SECURITY PROFILES	181
7.1.1.	Security use Profiles	181
7.1.2.	Security Transport Connection Profiles.....	181
7.1.3.	Digital Signature Profiles.....	181
7.1.4.	Media Storage Security Profiles.....	181
7.1.5.	Attribute Confidentiality Profiles	181
7.1.6.	Network Address Management Profiles	182
7.1.7.	Time Synchronization Profiles.....	182
7.1.8.	Application Configuration Management Profiles	182
7.1.9.	Audit Trail Profiles	182
7.2.	ASSOCIATION LEVEL SECURITY	182
7.3.	APPLICATION LEVEL SECURITY	182
8.	ANNEXES OF APPLICATION "CATH ANALYSIS PACKAGE (CAAS2000)"	183
8.1.	IOD CONTENTS	183
8.1.1.	Created SOP Instance	183
8.1.1.1.	List of created SOP Classes.....	183
8.1.1.2.	Secondary Capture Image Storage SOP Class.....	183
8.1.2.	Usage of Attributes from Received IOD	186
8.1.2.1.	Usage of the Functionality CAAS 2000	186
8.1.3.	Attribute Mapping	186
8.1.4.	Coerced/Modified fields.....	186
8.2.	DATA DICTIONARY OF PRIVATE ATTRIBUTES	186
8.3.	CODED TERMINOLOGY AND TEMPLATES	186
8.3.1.	Context Groups	186
8.3.2.	Template Specifications	187
8.3.3.	Private code definitions	187
8.4.	GRAYSCALE IMAGE CONSISTENCY	187
8.5.	STANDARD EXTENDED/SPECIALIZED/PRIVATE SOPS.....	187
8.6.	PRIVATE TRANSFER SYNTAXES	187
9.	ANNEXES OF APPLICATION "CATH VIEWER"	188
9.1.	IOD CONTENTS	188
9.1.1.	Created SOP Instance	188
9.1.1.1.	List of created SOP Classes.....	188
9.1.1.2.	Secondary Capture Image Storage SOP Class.....	188
9.1.2.	Usage of Attributes from Received IOD	191

9.1.2.1.	Usage of the Functionality Cath Viewer	191
9.1.3.	Attribute Mapping	192
9.1.4.	Coerced/Modified fields	192
9.2.	DATA DICTIONARY OF PRIVATE ATTRIBUTES	192
9.3.	CODED TERMINOLOGY AND TEMPLATES	192
9.3.1.	Context Groups	192
9.3.2.	Template Specifications	192
9.3.3.	Private code definitions	192
9.4.	GRAYSCALE IMAGE CONSISTENCY	192
9.5.	STANDARD EXTENDED/SPECIALIZED/PRIVATE SOPS	192
9.5.1.	Secondary Capture Image Storage SOP Class	192
9.6.	PRIVATE TRANSFER SYNTAXES	193
10.	ANNEXES OF APPLICATION "NUCLEAR MEDICINE VIEWER"	194
10.1.	IOD CONTENTS	194
10.1.1.	Created SOP Instance	194
10.1.1.1.	List of created SOP Classes	194
10.1.1.2.	Secondary Capture Image Storage SOP Class	194
10.1.2.	Usage of Attributes from Received IOD	197
10.1.2.1.	Usage of the Functionality AutoQuant	197
10.1.3.	Attribute Mapping	197
10.1.4.	Coerced/Modified fields	197
10.2.	DATA DICTIONARY OF PRIVATE ATTRIBUTES	198
10.3.	CODED TERMINOLOGY AND TEMPLATES	198
10.3.1.	Context Groups	198
10.3.2.	Template Specifications	198
10.3.3.	Private code definitions	198
10.4.	GRAYSCALE IMAGE CONSISTENCY	198
10.5.	STANDARD EXTENDED/SPECIALIZED/PRIVATE SOPS	198
10.5.1.	Standard Extended/Specialized/Private SOP Instance	198
10.5.1.1.	Secondary Capture Image Storage SOP Class	198
10.6.	PRIVATE TRANSFER SYNTAXES	198
11.	ANNEXES OF APPLICATION "ULTRASOUND ANALYSIS PACKAGE (QLAB)"	199
11.1.	IOD CONTENTS	199
11.1.1.	Created SOP Instance	199
11.1.1.1.	List of created SOP Classes	199
11.1.1.2.	Comprehensive SR SOP Class	199
11.1.1.3.	Ultrasound Image Storage SOP Class	201
11.1.1.4.	Ultrasound Multi-frame Image Storage SOP Class	204
11.1.2.	Usage of Attributes from Received IOD	208
11.1.2.1.	Usage of the Functionality QLab	208
11.1.3.	Attribute Mapping	208
11.1.4.	Coerced/Modified fields	208
11.2.	DATA DICTIONARY OF PRIVATE ATTRIBUTES	208
11.3.	CODED TERMINOLOGY AND TEMPLATES	208
11.3.1.	Context Groups	208
11.3.2.	Template Specifications	208
11.3.3.	Private code definitions	208
11.4.	GRAYSCALE IMAGE CONSISTENCY	209
11.5.	STANDARD EXTENDED/SPECIALIZED/PRIVATE SOPS	209
11.5.1.	Standard Extended/Specialized/Private SOP Instance	209
11.5.1.1.	Comprehensive SR SOP Class	209
11.5.1.2.	Ultrasound Image Storage SOP Class	209
11.5.1.3.	Ultrasound Multi-frame Image Storage SOP Class	209
11.6.	PRIVATE TRANSFER SYNTAXES	210
12.	ANNEXES OF APPLICATION "ULTRASOUND VIEWER"	211

12.1. IOD CONTENTS	211
12.1.1. Created SOP Instance.....	211
12.1.2. Usage of Attributes from Received IOD	211
12.1.2.1. Usage of the Functionality Ultrasound Viewer.....	211
12.1.3. Attribute Mapping	211
12.1.4. Coerced/Modified fields	211
12.2. DATA DICTIONARY OF PRIVATE ATTRIBUTES	211
12.3. CODED TERMINOLOGY AND TEMPLATES	212
12.3.1. Context Groups	212
12.3.2. Template Specifications	212
12.3.3. Private code definitions	212
12.4. GRAYSCALE IMAGE CONSISTENCY	212
12.5. STANDARD EXTENDED/SPECIALIZED/PRIVATE SOPS.....	212
12.6. PRIVATE TRANSFER SYNTAXES	212
13. ANNEXES OF APPLICATION "VIEWFORUM"	213
13.1. IOD CONTENTS	213
13.1.1. Created SOP Instance.....	213
13.1.1.1. List of created SOP Classes.....	213
13.1.1.2. Computed Radiography Image Storage SOP Class.....	214
13.1.1.3. CT Image Storage SOP Class.....	216
13.1.1.4. Grayscale Softcopy Presentation State Storage SOP Class.....	220
13.1.1.5. Secondary Capture Image Storage SOP Class.....	224
13.1.1.6. X-Ray Angiographic Image Storage SOP Class.....	227
13.1.1.7. X-Ray Radiofluoroscopic Image Storage SOP Class	229
13.1.1.8. MR Image Storage SOP Class	232
13.1.2. Usage of Attributes from Received IOD	235
13.1.2.1. Usage of the Functionality IVE	235
13.1.3. Attribute Mapping	236
13.1.4. Coerced/Modified fields	236
13.2. DATA DICTIONARY OF PRIVATE ATTRIBUTES	236
13.3. CODED TERMINOLOGY AND TEMPLATES	236
13.3.1. Context Groups	236
13.3.2. Template Specifications	236
13.3.3. Private code definitions	236
13.4. GRAYSCALE IMAGE CONSISTENCY	236
13.5. STANDARD EXTENDED/SPECIALIZED/PRIVATE SOPS.....	236
13.5.1. Standard Extended/Specialized/Private SOP Instance	237
13.5.1.1. Computed Radiography Image Storage SOP Class.....	237
13.5.1.2. CT Image Storage SOP Class.....	237
13.5.1.3. Grayscale Softcopy Presentation State Storage SOP Class.....	238
13.5.1.4. Secondary Capture Image Storage SOP Class.....	238
13.5.1.5. X-Ray Angiographic Image Storage SOP Class.....	238
13.5.1.6. X-Ray Radiofluoroscopic Image Storage SOP Class	238
13.5.1.7. MR Image Storage SOP Class	239
13.6. PRIVATE TRANSFER SYNTAXES	239
14. ANNEXES OF APPLICATION "PDF_REPORT"	240
14.1. IOD CONTENTS	240
14.1.1. Created SOP Instance.....	240
14.1.1.1. List of created SOP Classes.....	240
14.1.1.2. Encapsulated PDF Storage SOP Class	240
14.1.2. Usage of Attributes from Received IOD	242
14.1.3. Attribute Mapping	242
14.1.4. Coerced/Modified fields	242

14.2.	DATA DICTIONARY OF PRIVATE ATTRIBUTES	242
14.3.	CODED TERMINOLOGY AND TEMPLATES	242
14.3.1.	Context Groups	243
14.3.2.	Template Specifications	243
14.3.3.	Private code definitions	243
14.4.	GRAYSCALE IMAGE CONSISTENCY	243
14.5.	STANDARD EXTENDED/SPECIALIZED/PRIVATE SOPS	243
14.5.1.1.	Encapsulated PDF Storage SOP Class	243
14.6.	PRIVATE TRANSFER SYNTAXES	243

3. Introduction

The introduction specifies product and relevant disclaimers as well as any general information that the vendor feels is appropriate.

3.1. Revision History

The revision history provides dates and differences of the different releases.

Table 3: Revision History

Document Version	Date of Issue	Status	Description
00	17-Mar-2017	Authorized	Final Version

3.2. Audience

This Conformance Statement is intended for:

- (Potential) customers
- System integrators of medical equipment
- Marketing staff interested in system functionality
- Software designers implementing DICOM interfaces

It is assumed that the reader is familiar with the DICOM standard.

3.3. Remarks

The DICOM Conformance Statement is contained in chapter 4 through 8 and follows the contents and structuring requirements of DICOM PS 3.2.

This DICOM Conformance Statement by itself does not guarantee successful interoperability of Philips equipment with non-Philips equipment. The user (or user's agent) should be aware of the following issues:

- **Interoperability**
Interoperability refers to the ability of application functions, distributed over two or more systems, to work successfully together. The integration of medical devices into an IT environment may require application functions that are not specified within the scope of DICOM. Consequently, using only the information provided by this Conformance Statement does not guarantee interoperability of Philips equipment with non-Philips equipment.
It is the user's responsibility to analyze thoroughly the application requirements and to specify a solution that integrates Philips equipment with non-Philips equipment.
- **Validation**
Philips equipment has been carefully tested to assure that the actual implementation of the DICOM interface corresponds with this Conformance Statement.
Where Philips equipment is linked to non-Philips equipment, the first step is to compare the relevant Conformance Statements. If the Conformance Statements indicate that successful information exchange should be possible, additional validation tests will be necessary to ensure the functionality, performance, accuracy and stability of image and image related data. It is the responsibility of the user (or user's agent) to specify the appropriate test suite and to carry out the additional validation tests.
- **New versions of the DICOM Standard**
The DICOM Standard will evolve in future to meet the user's growing requirements and to incorporate new features and technologies. Philips is actively involved in this evolution and plans to adapt its equipment to future versions of the DICOM Standard. In order to do so, Philips reserves the right to make changes to its products or to discontinue its delivery. The user should ensure that any non-Philips provider linking to Philips equipment also adapts to future versions of the DICOM Standard. If not, the incorporation of DICOM enhancements into Philips equipment may lead to loss of connectivity (in case of networking) and incompatibility (in case of media).

3.4. Definitions, Terms and Abbreviations

Table 4: Definitions, Terms and Abbreviations

Abbreviation/Term	Explanation
AE	Application Entity
ANSI	American National Standard Institute
AP	Application Profile
CD	Compact Disc
CD-R	CD-Recordable
CD-M	CD-Medical
CR	Computed Radiography
CT	Computed Tomography
DCR	Dynamic Cardio Review
DICOM	Digital Imaging and Communications in Medicine
DIMSE	DICOM Message Service Element
DIMSE-C	DIMSE-Composite
DIMSE-N	DIMSE-Normalized
DVD	Digital Versatile Disc.
DX	Digital X-Ray
EBE	DICOM Explicit VR Big Endian
ELE	DICOM Explicit VR Little Endian
FSC	File-set Creator
FSR	File-set Reader
FSU	File-set Updater
GUI	Graphic User Interface
HIS	Hospital Information System
HL7	Health Level Seven
ILE	DICOM Implicit VR Little Endian
IOD	Information Object Definition
ISIS	Information System - Imaging System
MPPS	Modality Performed Procedure Step
MR	Magnetic Resonance
MRN	Medical Record Number
NEMA	National Electrical Manufacturers Association
NM	Nuclear Medicine
PDU	Protocol Data Unit
RF	X-Ray Radiofluoroscopic
RIS	Radiology Information System
RT	Radiotherapy
RWA	Real-World Activity
SC	Secondary Capture
SCM	Study Component Management
SCP	Service Class Provider
SCU	Service Class User

Abbreviation/Term	Explanation
SOP	Service Object Pair
TCP/IP	Transmission Control Protocol/Internet Protocol
UID	Unique Identifier
US	Ultrasound
USMF	Ultrasound Multi-frame
WLM	Worklist Management
XA	X-Ray Angiographic

3.5. References

[DICOM] Digital Imaging and Communications in Medicine, Parts 1 - 20 (NEMA PS 3.1- PS 3.20), National Electrical Manufacturers Association (NEMA) Publication Sales 1300 N. 17th Street, Suite 1752 Rosslyn, Virginia. 22209, United States of America Internet: <http://medical.nema.org/> .

4. Networking

This section contains the networking related services (vs. the media related ones).

4.1. Implementation model

The implementation model consists of three sections:

- The application data flow diagram, specifying the relationship between the Application Entities and the "external world" or Real-World Activities,
- A functional description of each Application Entity, and
- The sequencing constraints among them.

4.1.1. Application Data Flow IntelliSpace Cardiovascular

As part of the implementation model, an application data flow diagram is included. This diagram represents all of the Application Entities present in an implementation, and graphically depicts the relationship of the AE's use of DICOM to Real-World Activities as well as any applicable user interaction.

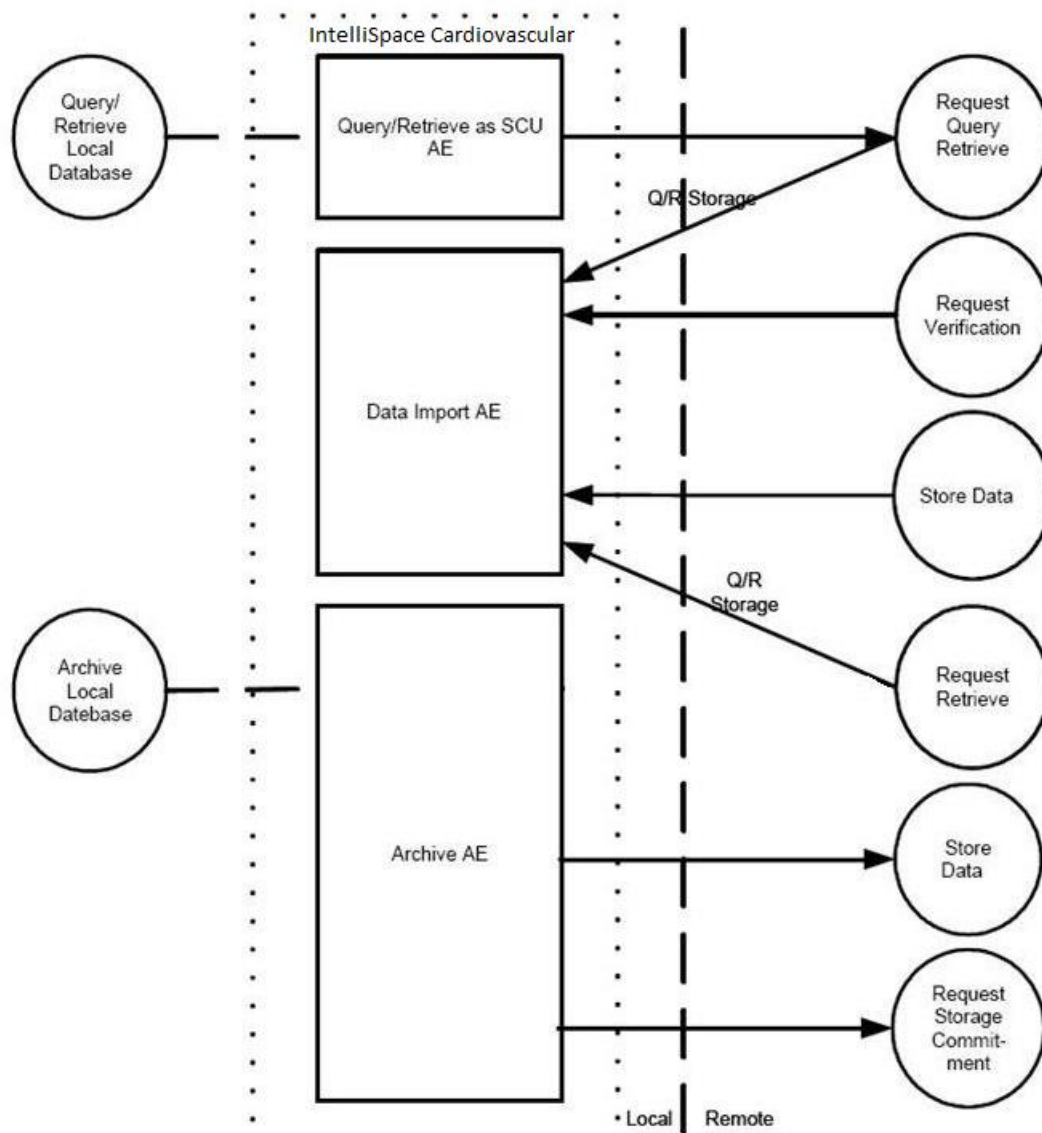


Figure 2: Application Data Flow Diagram (1)

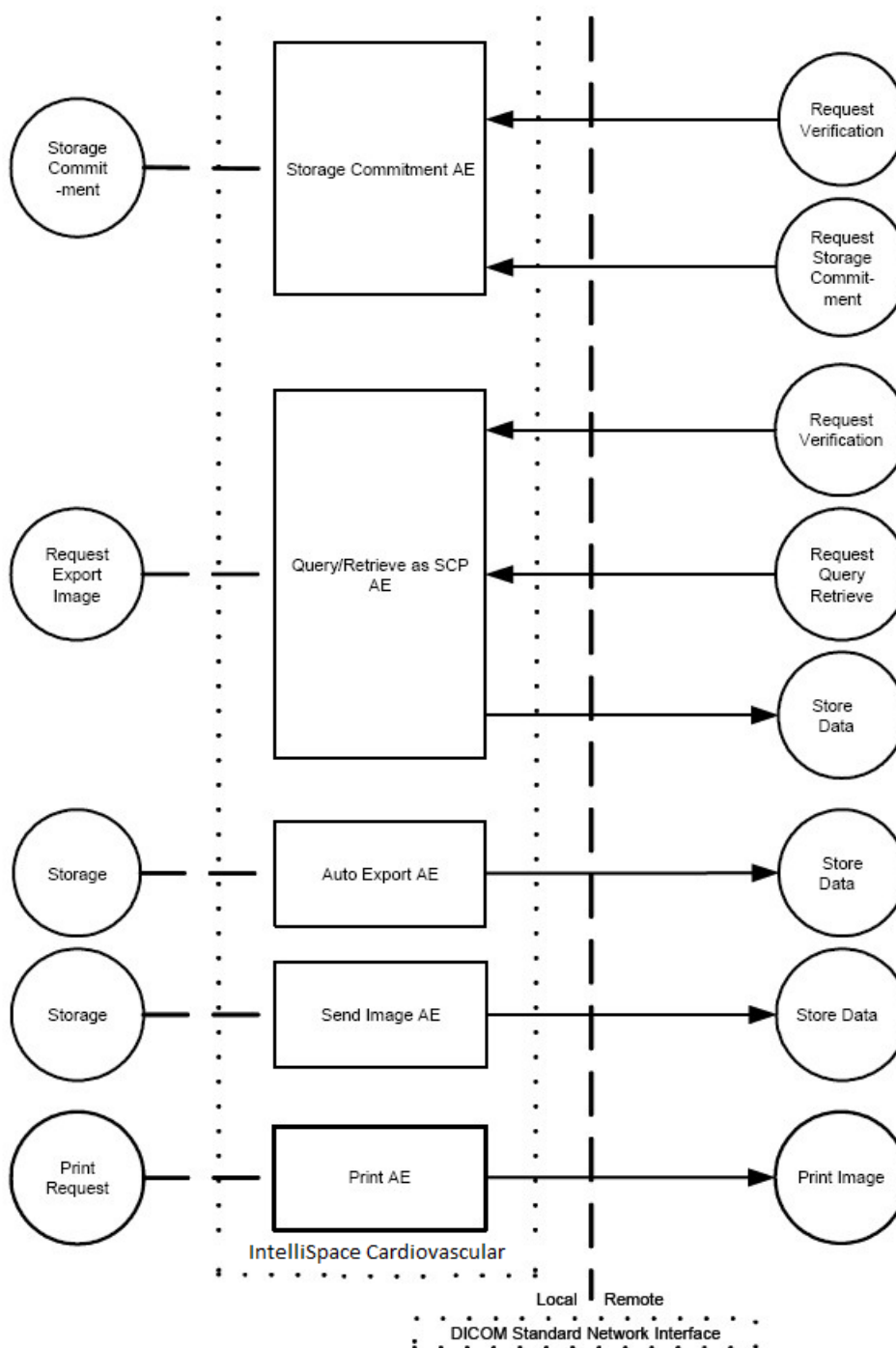


Figure 3: Application Data Flow Diagram (2)

4.1.2. Application Data Flow MWL SCP and MPPS SCU & SCP

As part of the implementation model, an application data flow diagram is included. This diagram represents all of the Application Entities present in an implementation and graphically depicts the relationship of the AE's use of DICOM to Real-World Activities (RWA) as well as any applicable user interaction.

The related Implementation Model (for a single AE) is shown in Figure below.

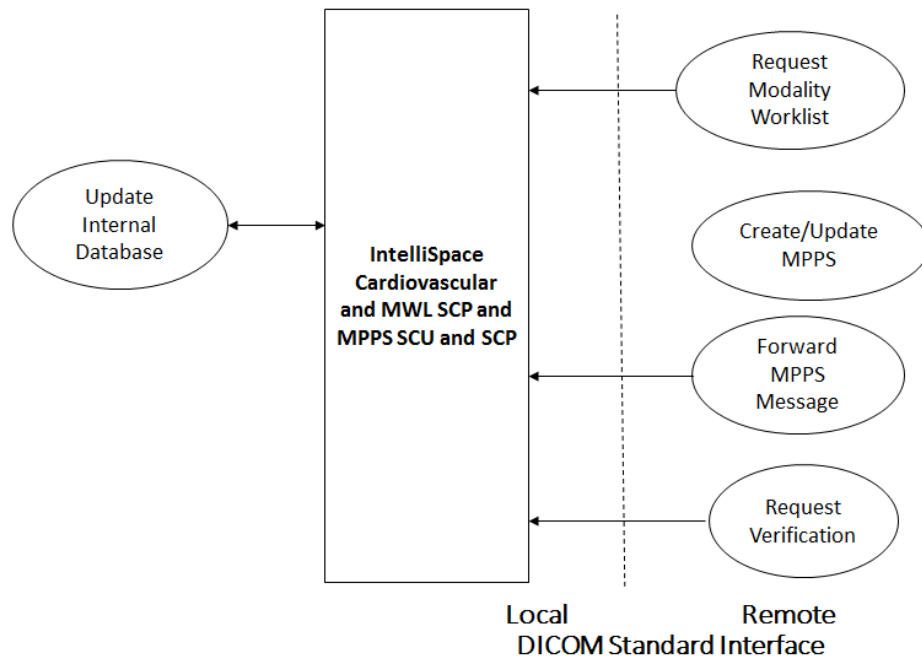


Figure 4: (Real World) Activity – Application Data flow Diagram

MWL SCP, MPPS SCU & SCP can accept associations in order to receive worklist requests from modalities for an up-to-date Worklist. The Worklist management application of MWL SCP and MPPS SCU & SCP will interpret the modalities requests, retrieve the requested modality worklist data from its internal database and send the detailed worklist contents to the modalities. MWL SCP and MPPS SCU & SCP will also accept associations related to start and completion of (performed) procedures (i.e. examinations). The MPPS message will be interpreted by the relevant application in MWL SCP and MPPS SCU & SCP and stored in its internal database.

If required, MWL SCP and MPPS SCU & SCP can receive/queue the MPPS messages from the modalities and forward these to an external, MPPS Manager, acting as a DICOM SCU.

MWL SCP and MPPS SCU & SCP also support DICOM Verification requests from the remote modalities.

4.1.3. Functional Definition of AE's

This section contains a functional definition for each individual local Application Entity.

4.1.3.1. Functional Definition of Archive AE

The Archive AE handles the communication between IntelliSpace Cardiovascular and the DICOM Archive. For storing instances to an archive, an automatic function, Storage with Storage Commitment will be used. To pull the instance from an archive, a C-MOVE with Study Instance UID handles this action. The study/instance will be retrieved via the Import AE.

4.1.3.2. Functional Definition of Auto Export AE

IntelliSpace Cardiovascular (SCU) automatically initiates an association with a remote DICOM AE (SCP) to send a storage request and the applicable instance data. (DICOM Storage Service Class)

This Auto export behavior of IntelliSpace Cardiovascular, when configured, happens for all imported studies. It is also possible to auto export only studies from an import AE-Title.

4.1.3.3. Functional Definition of Image Import AE

IntelliSpace Cardiovascular (SCP) accepts an association with a remote DICOM AE (SCU) to receive a storage request and the applicable instance data. (DICOM Storage Service Class)

4.1.3.4. Functional Definition of Print AE

The Print AE in IntelliSpace Cardiovascular supports the functionality for basic grayscale print management, basic annotation box, and print job. On demand, IntelliSpace Cardiovascular (SCU) initiates an association with a printer (SCP) and sends a create requests to the printer (DICOM Print Management SOP class).

4.1.3.5. Functional Definition of Query Retrieve as SCP AE

IntelliSpace Cardiovascular Query/Retrieve as SCP AE consists of two functions. IntelliSpace Cardiovascular (SCP) accepts an association from a remote DICOM AE (SCU) to receive a Query/Retrieve request. (DICOM Query/Retrieve Service Class). - When a retrieve of an instance is requested, IntelliSpace Cardiovascular sends that requested instance through Store SCU AE (DICOM Storage Service Class)

4.1.3.6. Functional Definition of Query Retrieve as SCU AE

IntelliSpace Cardiovascular (SCU) initiates an association on event, initiated by the user, with a remote DICOM AE (SCP) to send a Query/Retrieve request (DICOM Storage Service Class).

4.1.3.7. Functional Definition of Send AE

When the Send function in IntelliSpace Cardiovascular is addressed, IntelliSpace Cardiovascular (SCU) initiates an association on event, initiated by the user, with a remote DICOM AE (SCP) to send a storage request and the applicable instance data. (DICOM Storage Service Class)

4.1.3.8. Functional Definition of Storage Commitment AE

IntelliSpace Cardiovascular (SCP) accepts an association from a remote DICOM AE (SCU) to receive a storage commitment request. After handling the requested storage commitment, IntelliSpace Cardiovascular initiates an association with the SCU to report the status of the storage commitment (DICOM Storage Commitment Service Class)

4.1.3.9. Functional Definition of MWL AE and MPPS AE

MWL SCP and MPPS SCU & SCP implements a DICOM Service Class Provider (SCP) for the Verification, Basic Worklist Management and for the Modality Performed Procedure Step SOP Class. These SCP's entire are contained within a single Application Entity. The same Application Entity can also act as DICOM Service Class Users (SCU) for the Modality Performed Procedure Step SOP Class (MPPS Forwarding).

4.1.4. Sequencing of Real World Activities

All Real-World Activities as specified in the Functional Definition of Application Entities may occur independently from each other. MWL SCP and MPPS SCU & SCP does not require any specific sequence of activities.

Modalities are setup in such a way that the requests for MWLM updates are issued at regular intervals. Moreover, the user may press a button on the modality console to refresh the modality worklist instantaneously.

Regarding the MPPS service, the modality has to comply with the normal sequence as defined in the DICOM standard. An MPPS-Created message should be followed by an MPPS-In Progress and/or a MPPS-Completed/Discontinued message type.

4.2. AE Specifications

This section in the DICOM Conformance Statement is a set of Application Entity specifications. There are as many of these subsections as there are different AE's in the implementation.

4.2.1. Archive AE

Detail of this specific Application Entity is specified in this section.

4.2.1.1. SOP Classes

Archive AE is used for archiving the patient studies either in IntelliSpace Cardiovascular Server (IntelliSpace Cardiovascular DICOM Archive) or in external DICOM Archive.

Archive AE is intended to do the functioning of storing the patient studies in the DICOM Archive, Sending the Storage Commitment to the DICOM Archive and Retrieving studies from the DICOM Archive whenever they are needed. These functions are undertaken automatically.

Archive AE, for its functioning, makes use of following DICOM functions:

- Verification as SCU, which uses C-ECHO service element.
- Image Storage as SCU, which uses C-STORE as service element.
- Storage Commitment as SCU, which uses N-ACTION, N-EVENT-REPORT service elements.
- Retrieve as SCU, which uses C-MOVE as service element.
- Patient / Study are always updates with the latest information in the DICOM Archive. (Refer to the tables in section 4.2.1.3.3.3 for the list of updated patient and study attributes.)

Separate Application Entities need to be configured for Storage, Storage Commitment and Fetch (Retrieve) functionalities.

These DICOM functionalities are described here.

This Application Entity provides Standard Conformance to the following SOP Classes.

Table 5: SOP Classes for Archive AE

SOP Class Name	SOP Class UID	SCU	SCP
Verification SOP Class	1.2.840.10008.1.1	Yes	No
Storage Commitment Push Model SOP Class	1.2.840.10008.1.20.1	Yes	No
Hardcopy Grayscale Image Storage (Retired)	1.2.840.10008.5.1.1.29	Yes	Yes
Hardcopy Color Image Storage (Retired)	1.2.840.10008.5.1.1.30	Yes	Yes
Computed Radiography Image Storage SOP Class	1.2.840.10008.5.1.4.1.1.1	Yes	Yes
Digital X-Ray Image Storage - For Pres. SOP	1.2.840.10008.5.1.4.1.1.1.1	Yes	Yes
Digital X-Ray Image Storage - For Proc. SOP	1.2.840.10008.5.1.4.1.1.1.1.1	Yes	Yes
Digital Mammography X-Ray Image Storage - Pres. SOP	1.2.840.10008.5.1.4.1.1.1.2	Yes	Yes
Digital Mammography X-Ray Image Storage - Proc. SOP	1.2.840.10008.5.1.4.1.1.1.2.1	Yes	Yes
Digital Intra-oral X-Ray Image Storage - Pres. SOP	1.2.840.10008.5.1.4.1.1.1.3	Yes	Yes
Digital Intra-oral X-Ray Image Storage - Proc. SOP	1.2.840.10008.5.1.4.1.1.1.3.1	Yes	Yes
Standalone Modality LUT Storage (Retired)	1.2.840.10008.5.1.4.1.1.10	Yes	Yes
Encapsulated PDF Storage	1.2.840.10008.5.1.4.1.1.104.1	Yes	Yes
Standalone VOI LUT Storage SOP Class (Retired)	1.2.840.10008.5.1.4.1.1.11	Yes	Yes
Grayscale Softcopy Presentation State Storage SOP Class	1.2.840.10008.5.1.4.1.1.11.1	Yes	Yes
X-Ray Angiographic Image Storage SOP Class	1.2.840.10008.5.1.4.1.1.12.1	Yes	Yes
X-Ray Radiofluoroscopic Image Storage SOP Class	1.2.840.10008.5.1.4.1.1.12.2	Yes	Yes

SOP Class Name	SOP Class UID	SCU	SCP
X-Ray Angiographic Bi-Plane Image Storage SOP Class (Retired)	1.2.840.10008.5.1.4.1.1.12.3	Yes	Yes
Positron Emission Tomography Image Storage SOP Class	1.2.840.10008.5.1.4.1.1.128	Yes	Yes
Standalone PET Curve Storage SOP Class (Retired)	1.2.840.10008.5.1.4.1.1.129	Yes	Yes
CT Image Storage SOP Class	1.2.840.10008.5.1.4.1.1.2	Yes	Yes
Nuclear Medicine Image Storage SOP Class	1.2.840.10008.5.1.4.1.1.20	Yes	Yes
Ultrasound Multi-frame Image Storage (Retired)	1.2.840.10008.5.1.4.1.1.3	Yes	Yes
Ultrasound Multi-frame Image Storage SOP Class	1.2.840.10008.5.1.4.1.1.3.1	Yes	Yes
MR Image Storage SOP Class	1.2.840.10008.5.1.4.1.1.4	Yes	Yes
RT Image Storage SOP Class	1.2.840.10008.5.1.4.1.1.481.1	Yes	Yes
RT Dose Storage SOP Class	1.2.840.10008.5.1.4.1.1.481.2	Yes	Yes
RT Structure Set Storage SOP Class	1.2.840.10008.5.1.4.1.1.481.3	Yes	Yes
RT Plan Storage SOP Class	1.2.840.10008.5.1.4.1.1.481.5	Yes	Yes
Ultrasound Image Storage (Retired)	1.2.840.10008.5.1.4.1.1.6	Yes	Yes
Ultrasound Image Storage SOP Class	1.2.840.10008.5.1.4.1.1.6.1	Yes	Yes
Raw Data Storage SOP Class	1.2.840.10008.5.1.4.1.1.66	Yes	Yes
Secondary Capture Image Storage SOP Class	1.2.840.10008.5.1.4.1.1.7	Yes	Yes
Multi-frame Single Bit Secondary Capture Image Storage SOP Class	1.2.840.10008.5.1.4.1.1.7.1	Yes	Yes
Multi-frame Grayscale Byte SC Image Storage SOP Class	1.2.840.10008.5.1.4.1.1.7.2	Yes	Yes
Multi-frame Grayscale Word SC Image Storage SOP Class	1.2.840.10008.5.1.4.1.1.7.3	Yes	Yes
Multi-frame True Color Secondary Capture Image Storage	1.2.840.10008.5.1.4.1.1.7.4	Yes	Yes
Standalone Overlay Storage SOP Class (Retired)	1.2.840.10008.5.1.4.1.1.8	Yes	Yes
Basic Text SR SOP Class	1.2.840.10008.5.1.4.1.1.88.11	Yes	Yes
Enhanced SR SOP Class	1.2.840.10008.5.1.4.1.1.88.22	Yes	Yes
Detail SR Storage - Trial (Retired)	1.2.840.10008.5.1.4.1.1.88.3	Yes	Yes
Comprehensive SR SOP Class	1.2.840.10008.5.1.4.1.1.88.33	Yes	Yes
X-Ray Radiation Dose SR SOP Class	1.2.840.10008.5.1.4.1.1.88.67	Yes	Yes
Standalone Curve Storage SOP Class (Retired)	1.2.840.10008.5.1.4.1.1.9	Yes	Yes
General ECG Waveform Storage SOP Class	1.2.840.10008.5.1.4.1.1.9.1.2	Yes	Yes
Standard Hemodynamic Waveform Storage SOP Class	1.2.840.10008.5.1.4.1.1.9.2.1	Yes	Yes
Procedure Log Storage SOP Class	1.2.840.10008.5.1.4.1.1.88.40	Yes	Yes
Key Object Selection Document Storage SOP Class	1.2.840.10008.5.1.4.1.1.88.59	Yes	Yes
Study Root QR Information Model - MOVE SOP Class	1.2.840.10008.5.1.4.1.2.2.2	Yes	No
Philips Private X-Ray Image Storage	1.3.46.670589.2.3.1.1	Yes	Yes
Philips Private Reconstructed X-ray Storage	1.3.46.670589.2.4.1.1	Yes	Yes
Philips Private iE33 3D NEO Presentation State Subpage Storage	1.3.46.670589.2.5.1.1	Yes	Yes
Philips Private ViewForum 3D Volume New Storage	1.3.46.670589.5.0.1.1	Yes	Yes
Philips Private ViewForum MR Synthetic Image Storage	1.3.46.670589.5.0.10	Yes	Yes
Philips Private ViewForum MR Cardio Analysis New Storage	1.3.46.670589.5.0.11.1	Yes	Yes
Philips Private ViewForum CX Synthetic Image Storage	1.3.46.670589.5.0.12	Yes	Yes
Philips Private ViewForum Perfusion Storage	1.3.46.670589.5.0.13	Yes	Yes
Philips Private ViewForum Perfusion Analysis Storage	1.3.46.670589.5.0.14	Yes	Yes
Philips Private ViewForum 3D Volume Object New Storage	1.3.46.670589.5.0.2.1	Yes	Yes
Philips Private ViewForum Surface New Storage	1.3.46.670589.5.0.3.1	Yes	Yes
Philips Private ViewForum MR Cardio New Storage	1.3.46.670589.5.0.8.1	Yes	Yes

SOP Class Name	SOP Class UID	SCU	SCP
Philips Private ViewForum CT Synthetic Image Storage	1.3.46.670589.5.0.9	Yes	Yes

Note: Any SOP class specific behavior is documented later in this conformance statement in the applicable SOP class specific conformance section.

4.2.1.2. Association Policies

Each AE specification contains a description of the general association establishment and acceptance policies of the AE.

4.2.1.2.1. General

The DICOM standard application context is specified below.

Table 6: DICOM Application Context

Description	Value
Application Context Name	1.2.840.10008.3.1.1.1

4.2.1.2.2. Number of Associations

The number of simultaneous associations that an Application Entity may support as an Initiator or Acceptor is specified here.

Table 7: Number of associations as an Association Initiator for this AE

Description	Value
Maximum number of simultaneous associations	1

4.2.1.2.3. Asynchronous Nature

The implementation supports negotiation of multiple outstanding transactions, along with the maximum number of outstanding transactions supported.

Table 8: Asynchronous nature as an Association Initiator for this AE

Description	Value
Maximum number of outstanding asynchronous transactions	No Enforced limit

4.2.1.2.4. Implementation Identifying Information

The value supplied for Implementation Class UID and version name are documented here.

Table 9: DICOM Implementation Class and Version for Archive AE

Implementation Class UID	1.3.46.670589.58.2.2.0
Implementation Version Name	ISCV 2.2.0

4.2.1.2.5. Communication Failure Handling

The behavior of the AE during communication failure is summarized in the next table.

Table 10: Communication Failure Behavior

Exception	Behavior
ARTIM Timeout	The association is closed and the reason is logged.

4.2.1.3. Association Initiation Policy

The Application Entity will respond on a received reject Association attempt as shown in next table.

Table 11: Association Rejection response

Result	Source	Reason/Diagnosis	Explanation
1 - rejected-permanent	1 - DICOM UL service-user	1 - no-reason-given	The user is informed. Details are logged in central log file.
		2 - application-context-name-not-supported	The user is informed. Details are logged in central log file.
		3 - calling-AE-title-not-recognized	The user is informed. Details are logged in central log file.
		7 - called-AE-title-not-recognized	The user is informed. Details are logged in central log file.
	2 - DICOM UL service-provider (ACSE related function)	1 - no-reason-given	The user is informed. Details are logged in central log file.
		2 - protocol-version-not-supported	The user is informed. Details are logged in central log file.
	3 - DICOM UL service-provider (Presentation related function)	1 - temporary-congestion	The user is informed. Details are logged in central log file.
		2 - local-limit-exceeded	The user is informed. Details are logged in central log file.
2 - rejected-transient	1 - DICOM UL service-user	1 - no-reason-given	The user is informed. Details are logged in central log file.
		2 - application-context-name-not-supported	The user is informed. Details are logged in central log file.
		3 - calling-AE-title-not-recognized	The user is informed. Details are logged in central log file.
		7 - called-AE-title-not-recognized	The user is informed. Details are logged in central log file.
	2 - DICOM UL service-provider (ACSE related function)	1 - no-reason-given	The user is informed. Details are logged in central log file.
		2 - protocol-version-not-supported	The user is informed. Details are logged in central log file.
	3 - DICOM UL service-provider (Presentation related function)	1 - temporary-congestion	The user is informed. Details are logged in central log file.
		2 - local-limit-exceeded	The user is informed. Details are logged in central log file.

The behavior of the AE on receiving an association abort is summarized in the next table.

Table 12: Association Abort Handling

Source	Reason/Diagnosis	Behavior
0 - DICOM UL service-user (initiated abort)	0 - reason-not-specified	When received, terminates the connection and logs the event.

Source	Reason/Diagnosis	Behavior
2 - DICOM UL service-provider (initiated abort)	0 - reason-not-specified	When received, terminates the connection and logs the event.
	1 - unrecognized-PDU	When received, terminates the connection and logs the event.
	2 - unexpected-PDU	When received, terminates the connection and logs the event.
	4 - unrecognized-PDU-parameter	When received, terminates the connection and logs the event.
	5 - unexpected-PDU-parameter	When received, terminates the connection and logs the event.
	6 - invalid-PDU-parameter-value	When received, terminates the connection and logs the event.

4.2.1.3.1. (Real-World) Activity – Verification as SCU

4.2.1.3.1.1. Description and Sequencing of Activities

The Archive AE sends associations to systems to verify application level communication using the C-ECHO command.

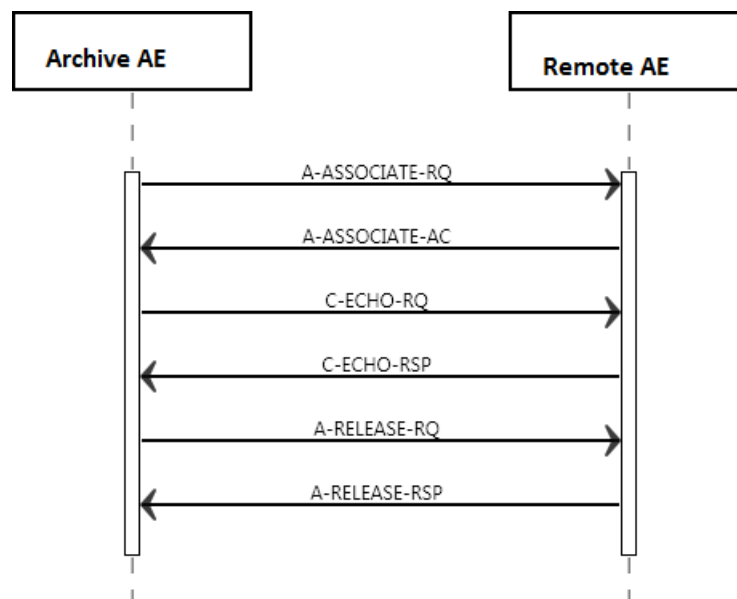


Figure 5: (Real World) Activity - Verification as SCU

4.2.1.3.1.2. Proposed Presentation Contexts

The Archive AE proposes the following presentation contexts to the remote AE during the association request before sending the C-ECHO.

Table 13: Proposed Presentation Contexts for (Real-World) Activity – Verification as SCU

Presentation Context Table					
Abstract Syntax		Transfer Syntax		Role	Extended Negotiation
Name	UID	Name List	UID List		
Verification SOP Class	1.2.840.10008.1.1	Explicit VR Big Endian	1.2.840.10008.1.2.2	SCU	None
		Explicit VR Little Endian	1.2.840.10008.1.2.1		
		Implicit VR Little Endian	1.2.840.10008.1.2		

4.2.1.3.1.3. SOP Specific Conformance for Verification SOP Class

The Archive AE provides standard conformance to Verification SOP Class.

4.2.1.3.1.3.1. Dataset Specific Conformance for Verification C-ECHO SCU

Detail regarding the Dataset Specific response behavior will be reported in this section.

This part of the section includes the dataset specific behavior, i.e. error codes, error and exception handling, time-outs, etc.

Table 14: Status Response

Service Status	Error Code	Further Meaning	Behavior
Success	0000	Confirmation	the SCU has successfully send C-ECHO
Other than success	<xxxx>	Problems with sending the C-ECHO	Reason is logged

4.2.1.3.2. (Real-World) Activity – MOVE as SCU

4.2.1.3.2.1. Description and Sequencing of Activities

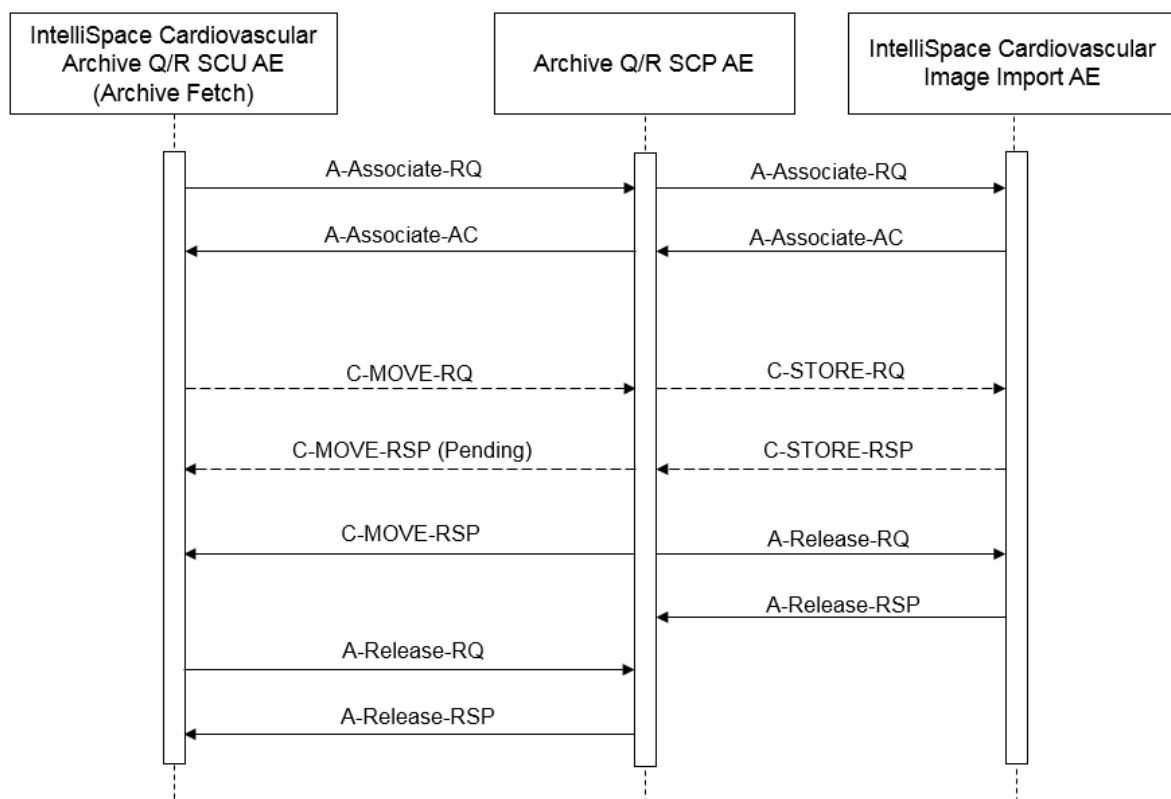


Figure 6: (Real World) Activity - MOVE As SCU (Archive Fetch)

Steps in fetch from DICOM Archive:

1. Send a DICOM C-MOVE (using Study UID from the database as identifier) request to the DICOM archive for each study to be fetched.
2. In response to the C-MOVE, DICOM Archive performs a C-STORE to IntelliSpace Cardiovascular data Import AE.

4.2.1.3.2.2. Proposed Presentation Contexts

The presentation contexts proposed by Archive QR SCU AE for (Real-World) Activity – C-MOVE are defined in next table.

Table 15: Proposed Presentation Contexts for (Real-World) Activity – MOVE As SCU

Presentation Context Table					
Abstract Syntax		Transfer Syntax		Role	Extended Negotiation
Name	UID	Name List	UID List		
Study Root QR Information Model - MOVE SOP Class	1.2.840.10008.5.1.4.1.2.2.2	Explicit VR Big Endian	1.2.840.10008.1.2.2	SCU	None
		Explicit VR Little Endian	1.2.840.10008.1.2.1		
		Implicit VR Little Endian	1.2.840.10008.1.2		

4.2.1.3.2.3. SOP Specific Conformance for Study Root QR Information Model - MOVE SOP Class

Only Study level queries are supported.

The Archive QR SCU AE supports queries based on the combination of the following (Study level) attributes and attribute matching types (as defined in [DICOM] PS 3.4).

Exceptions:

1. If after setting up the connection and sending the move request, if no data is received from the external DICOM node before a (user configurable) time out has passed; the QR SCU AE aborts the connection.
2. If an error occurs on the external DICOM node while setting up the connection, the QR SCU AE will abort all actions related to the connection and report errors.
3. If no agreement between the two parties can be reached concerning communication parameters the connection will be closed and no query communications will take place.
4. If an error occurs on the DICOM Archive server during query communications, the DICOM Archive server will abort the connection.

4.2.1.3.2.3.1. Dataset Specific Conformance for Study Root QR Information Model - MOVE SOP Class C-MOVE-SCU

Detail regarding the Dataset Specific response behavior will be reported in this section.

Table 16: Identifiers for MOVE Study Root Information Model as SCU

Study Root Information Model			
Attribute Name	Tag	VR	Comment
Query/Retrieve Level	0008,0052	CS	STUDY
Q/R Study level			
Study Instance UID	0020,000D	UI	Universal Matching.

C-MOVE-SCU acts on the possible Status Responses with are shown in the next Table.

Table 17: DICOM Command response status handling behavior

Service Status	Error Code	Further Meaning	Behavior
Success	0000	Sub-operations complete – No failures	The Retrieve job is marked as Completed at the queue manager. The association is released.
Failed	A900	Identifier does not match SOP class	The Retrieve job is marked as Failed at the queue manager. The association is released. The reason is logged.
	Cxxx	Unable to process	The Retrieve job is marked as Failed at the queue manager. The association is released. The reason is logged.
Refused	A701	Out of resources – Unable to calculate number of matches	The Retrieve job is marked as Failed at the queue manager. The association is released. The reason is logged.
	A702	Out of resources – Unable to perform sub-operations	The Retrieve job is marked as Failed at the queue manager. The association is released. The reason is logged.

Service Status	Error Code	Further Meaning	Behavior
	A801	Destination unknown	The Retrieve job is marked as Failed at the queue manager. The association is released. The reason is logged.
Pending	FF00	Sub-operations are continuing	The Retrieve job continues.
Warning	B000	Sub-operations complete – One or more failures	The Retrieve job is marked as Completed at the queue manager. The association is released. The reason is logged.
Cancel	FE00	Sub-operations terminated due to Cancel indication	The Retrieve job is marked as Failed at the queue manager. The association is released. The reason is logged.
	When no status match		The Retrieve job is marked as Failed at the queue manager. The association is released. The reason is logged.

The possible Communication Failures are listed here.

Table 18: DICOM Command Communication Failure Behavior

Exception	Behavior
Reply Time-out	The job fails and the association is aborted. The reason is logged and reported to the user.
Association Time-out SCU	N/A
Association Aborted	The job fails. The reason is logged and reported to the user.

4.2.1.3.3. (Real-World) Activity – Image Export

4.2.1.3.3.1. Description and Sequencing of Activities

In this chapter the Export of Instance (Archive Storage SCU) behavior of the IntelliSpace Cardiovascular will be described.

Normal flow of events for Image Export (Archive Storage SCU):

1. when the condition for Archiving of study/studies is met (based on the Archive Configuration settings); IntelliSpace Cardiovascular sets up a store connection and negotiates communication parameters with this Archive DICOM node. Connection setup is executed according to DICOM Store protocols, with IntelliSpace Cardiovascular acting as DICOM Store SCU.
2. After this connection is setup, IntelliSpace Cardiovascular send study/studies to the external DICOM node. Upon completion of this, the connection is closed. Start and end of the connection and data transfer are logged.

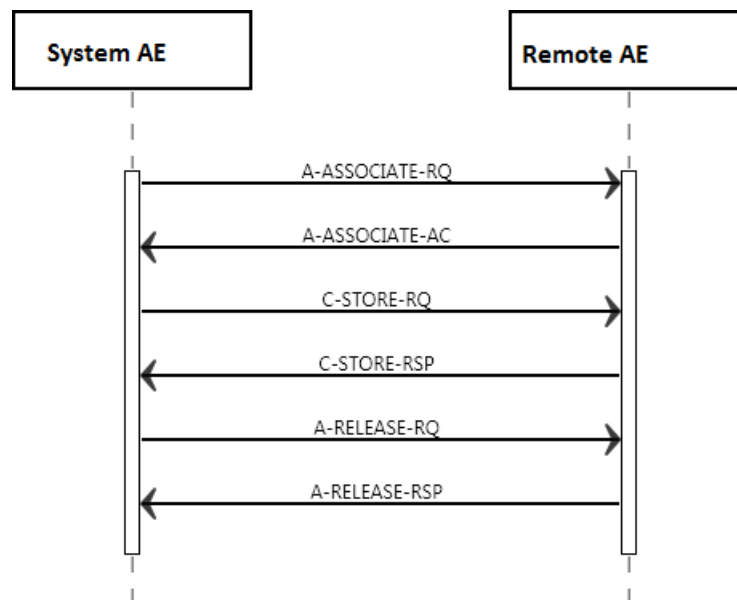


Figure 7: (Real World) Activity – Export of Instances (Archive Storage SCU)

4.2.1.3.3.2. Proposed Presentation Contexts

The presentation contexts for the Export Instances are defined in the next table.

Table 19: Proposed Presentation Contexts for (Real-World) Activity – Image Export

Presentation Context Table					
Abstract Syntax		Transfer Syntax		Role	Extended Negotiation
Name	UID	Name List	UID List		
Hardcopy Grayscale Image Storage (Retired)	1.2.840.10008.5.1.1.29	Explicit VR Big Endian	1.2.840.10008.1.2.2	SCU	None
		Explicit VR Little Endian	1.2.840.10008.1.2.1		
		Implicit VR Little Endian	1.2.840.10008.1.2		
Hardcopy Color Image Storage (Retired)	1.2.840.10008.5.1.1.30	Explicit VR Big Endian	1.2.840.10008.1.2.2	SCU	None
		Explicit VR Little Endian	1.2.840.10008.1.2.1		
		Implicit VR Little Endian	1.2.840.10008.1.2		
Computed Radiography Image Storage SOP Class	1.2.840.10008.5.1.4.1.1.1	Explicit VR Big Endian	1.2.840.10008.1.2.2	SCU	None
		Explicit VR Little Endian	1.2.840.10008.1.2.1		
		Implicit VR Little Endian	1.2.840.10008.1.2		
Digital X-Ray Image Storage - For Pres. SOP	1.2.840.10008.5.1.4.1.1.1.1	Explicit VR Big Endian	1.2.840.10008.1.2.2	SCU	None
		Explicit VR Little Endian	1.2.840.10008.1.2.1		
		Implicit VR Little Endian	1.2.840.10008.1.2		
Digital X-Ray Image Storage - For Proc. SOP	1.2.840.10008.5.1.4.1.1.1.1.1	Explicit VR Big Endian	1.2.840.10008.1.2.2	SCU	None
		Explicit VR Little Endian	1.2.840.10008.1.2.1		
		Implicit VR Little Endian	1.2.840.10008.1.2		
Digital Mammography X-Ray Image Storage - Pres. SOP	1.2.840.10008.5.1.4.1.1.1.2	Explicit VR Big Endian	1.2.840.10008.1.2.2	SCU	None
		Explicit VR Little Endian	1.2.840.10008.1.2.1		
		Implicit VR Little Endian	1.2.840.10008.1.2		
Digital Mammography X-Ray Image Storage - Proc. SOP	1.2.840.10008.5.1.4.1.1.1.2.1	Explicit VR Big Endian	1.2.840.10008.1.2.2	SCU	None
		Explicit VR Little Endian	1.2.840.10008.1.2.1		

Presentation Context Table					
Abstract Syntax		Transfer Syntax		Role	Extended Negotiation
Name	UID	Name List	UID List		
Digital Intra-oral X-Ray Image Storage - Pres. SOP	1.2.840.10008.5.1.4.1.1.1.3	Implicit VR Little Endian	1.2.840.10008.1.2	SCU	None
		Explicit VR Big Endian	1.2.840.10008.1.2.2		
		Explicit VR Little Endian	1.2.840.10008.1.2.1		
		Implicit VR Little Endian	1.2.840.10008.1.2		
Digital Intra-oral X-Ray Image Storage - Proc. SOP	1.2.840.10008.5.1.4.1.1.1.3.1	Explicit VR Big Endian	1.2.840.10008.1.2.2	SCU	None
		Explicit VR Little Endian	1.2.840.10008.1.2.1		
		Implicit VR Little Endian	1.2.840.10008.1.2		
Standalone Modality LUT Storage (Retired)	1.2.840.10008.5.1.4.1.1.10	Explicit VR Big Endian	1.2.840.10008.1.2.2	SCU	None
		Explicit VR Little Endian	1.2.840.10008.1.2.1		
		Implicit VR Little Endian	1.2.840.10008.1.2		
Encapsulated PDF Storage	1.2.840.10008.5.1.4.1.1.104.1	Explicit VR Big Endian	1.2.840.10008.1.2.2	SCU	None
		Explicit VR Little Endian	1.2.840.10008.1.2.1		
		Implicit VR Little Endian	1.2.840.10008.1.2		
Standalone VOI LUT Storage SOP Class (Retired)	1.2.840.10008.5.1.4.1.1.11	Explicit VR Big Endian	1.2.840.10008.1.2.2	SCU	None
		Explicit VR Little Endian	1.2.840.10008.1.2.1		
		Implicit VR Little Endian	1.2.840.10008.1.2		
Grayscale Softcopy Presentation State Storage SOP Class	1.2.840.10008.5.1.4.1.1.11.1	Explicit VR Big Endian	1.2.840.10008.1.2.2	SCU	None
		Explicit VR Little Endian	1.2.840.10008.1.2.1		
		Implicit VR Little Endian	1.2.840.10008.1.2		
X-Ray Angiographic Image Storage SOP Class	1.2.840.10008.5.1.4.1.1.12.1	JPEG Lossless, Non-Hierarchical, FOP (Process 14)	1.2.840.10008.1.2.4.70	SCU	None
		JPEG Baseline (Process 1)	1.2.840.10008.1.2.4.50		
		Explicit VR Big Endian	1.2.840.10008.1.2.2		
		Explicit VR Little Endian	1.2.840.10008.1.2.1		
		Implicit VR Little Endian	1.2.840.10008.1.2		
X-Ray Radiofluoroscopic Image Storage SOP Class	1.2.840.10008.5.1.4.1.1.12.2	Explicit VR Big Endian	1.2.840.10008.1.2.2	SCU	None
		Explicit VR Little Endian	1.2.840.10008.1.2.1		
		Implicit VR Little Endian	1.2.840.10008.1.2		
X-Ray Angiographic Bi-Plane Image Storage SOP Class (Retired)	1.2.840.10008.5.1.4.1.1.12.3	JPEG Baseline (Process 1)	1.2.840.10008.1.2.4.50	SCU	None
		Explicit VR Big Endian	1.2.840.10008.1.2.2		
		Explicit VR Little Endian	1.2.840.10008.1.2.1		
		Implicit VR Little Endian	1.2.840.10008.1.2		
		JPEG Lossless, Non-Hierarchical, FOP (Process 14)	1.2.840.10008.1.2.4.70		
Positron Emission Tomography Image Storage SOP Class	1.2.840.10008.5.1.4.1.1.128	Explicit VR Big Endian	1.2.840.10008.1.2.2	SCU	None
		Explicit VR Little Endian	1.2.840.10008.1.2.1		
		Implicit VR Little Endian	1.2.840.10008.1.2		
Standalone PET Curve Storage	1.2.840.10008.5.1.4.1.1.129	Explicit VR Big Endian	1.2.840.10008.1.2.2	SCU	None

Presentation Context Table					
Abstract Syntax		Transfer Syntax		Role	Extended Negotiation
Name	UID	Name List	UID List		
SOP Class (Retired)		Explicit VR Little Endian	1.2.840.10008.1.2.1		
		Implicit VR Little Endian	1.2.840.10008.1.2		
CT Image Storage SOP Class	1.2.840.10008.5.1.4.1.1.2	Explicit VR Big Endian	1.2.840.10008.1.2.2	SCU	None
		Explicit VR Little Endian	1.2.840.10008.1.2.1		
		Implicit VR Little Endian	1.2.840.10008.1.2		
Nuclear Medicine Image Storage SOP Class	1.2.840.10008.5.1.4.1.1.20	Explicit VR Big Endian	1.2.840.10008.1.2.2	SCU	None
		Explicit VR Little Endian	1.2.840.10008.1.2.1		
		Implicit VR Little Endian	1.2.840.10008.1.2		
Ultrasound Multi-frame Image Storage (Retired)	1.2.840.10008.5.1.4.1.1.3	JPEG Baseline (Process 1)	1.2.840.10008.1.2.4.5.0	SCU	None
		RLE Lossless	1.2.840.10008.1.2.5		
		Explicit VR Big Endian	1.2.840.10008.1.2.2		
		Explicit VR Little Endian	1.2.840.10008.1.2.1		
		Implicit VR Little Endian	1.2.840.10008.1.2		
		JPEG Lossless, Non-Hierarchical, FOP (Process 14)	1.2.840.10008.1.2.4.7.0		
Ultrasound Multi-frame Image Storage SOP Class	1.2.840.10008.5.1.4.1.1.3.1	JPEG Baseline (Process 1)	1.2.840.10008.1.2.4.5.0	SCU	None
		RLE Lossless	1.2.840.10008.1.2.5		
		Explicit VR Big Endian	1.2.840.10008.1.2.2		
		Explicit VR Little Endian	1.2.840.10008.1.2.1		
		Implicit VR Little Endian	1.2.840.10008.1.2		
		JPEG Lossless, Non-Hierarchical, FOP (Process 14)	1.2.840.10008.1.2.4.7.0		
MR Image Storage SOP Class	1.2.840.10008.5.1.4.1.1.4	Explicit VR Big Endian	1.2.840.10008.1.2.2	SCU	None
		Explicit VR Little Endian	1.2.840.10008.1.2.1		
		Implicit VR Little Endian	1.2.840.10008.1.2		
RT Image Storage SOP Class	1.2.840.10008.5.1.4.1.1.481.1	Explicit VR Big Endian	1.2.840.10008.1.2.2	SCU	None
		Explicit VR Little Endian	1.2.840.10008.1.2.1		
		Implicit VR Little Endian	1.2.840.10008.1.2		
RT Dose Storage SOP Class	1.2.840.10008.5.1.4.1.1.481.2	Explicit VR Big Endian	1.2.840.10008.1.2.2	SCU	None
		Explicit VR Little Endian	1.2.840.10008.1.2.1		
		Implicit VR Little Endian	1.2.840.10008.1.2		
RT Structure Set Storage SOP Class	1.2.840.10008.5.1.4.1.1.481.3	Explicit VR Big Endian	1.2.840.10008.1.2.2	SCU	None
		Explicit VR Little Endian	1.2.840.10008.1.2.1		
		Implicit VR Little Endian	1.2.840.10008.1.2		
Ultrasound Image Storage (Retired)	1.2.840.10008.5.1.4.1.1.6	JPEG Baseline (Process 1)	1.2.840.10008.1.2.4.5.0	SCU	None
		RLE Lossless	1.2.840.10008.1.2.5		
		Explicit VR Big Endian	1.2.840.10008.1.2.2		

Presentation Context Table					
Abstract Syntax		Transfer Syntax		Role	Extended Negotiation
Name	UID	Name List	UID List		
		Explicit VR Little Endian	1.2.840.10008.1.2.1		
		Implicit VR Little Endian	1.2.840.10008.1.2		
		JPEG Lossless, Non-Hierarchical, FOP (Process 14)	1.2.840.10008.1.2.4.7 0		
Ultrasound Image Storage SOP Class	1.2.840.10008.5.1.4.1.1.6.1	JPEG Baseline (Process 1)	1.2.840.10008.1.2.4.5 0	SCU	None
		RLE Lossless	1.2.840.10008.1.2.5		
		Explicit VR Big Endian	1.2.840.10008.1.2.2		
		Explicit VR Little Endian	1.2.840.10008.1.2.1		
		Implicit VR Little Endian	1.2.840.10008.1.2		
		JPEG Lossless, Non-Hierarchical, FOP (Process 14)	1.2.840.10008.1.2.4.7 0		
Raw Data Storage SOP Class	1.2.840.10008.5.1.4.1.1.66	Explicit VR Big Endian	1.2.840.10008.1.2.2	SCU	None
		Explicit VR Little Endian	1.2.840.10008.1.2.1		
		Implicit VR Little Endian	1.2.840.10008.1.2		
Secondary Capture Image Storage SOP Class	1.2.840.10008.5.1.4.1.1.7	JPEG Baseline (Process 1)	1.2.840.10008.1.2.4.5 0	SCU	None
		Explicit VR Big Endian	1.2.840.10008.1.2.2		
		Explicit VR Little Endian	1.2.840.10008.1.2.1		
		Implicit VR Little Endian	1.2.840.10008.1.2		
		JPEG Lossless, Non-Hierarchical, FOP (Process 14)	1.2.840.10008.1.2.4.7 0		
Multi-frame Single Bit Secondary Capture Image Storage SOP Class	1.2.840.10008.5.1.4.1.1.7.1	JPEG Baseline (Process 1)	1.2.840.10008.1.2.4.5 0	SCU	None
		JPEG Lossless, Non-Hierarchical, FOP (Process 14)	1.2.840.10008.1.2.4.7 0		
		Explicit VR Big Endian	1.2.840.10008.1.2.2		
		Explicit VR Little Endian	1.2.840.10008.1.2.1		
		Implicit VR Little Endian	1.2.840.10008.1.2		
Multi-frame Grayscale Byte SC Image Storage SOP Class	1.2.840.10008.5.1.4.1.1.7.2	JPEG Baseline (Process 1)	1.2.840.10008.1.2.4.5 0	SCU	None
		JPEG Lossless, Non-Hierarchical, FOP (Process 14)	1.2.840.10008.1.2.4.7 0		
		Explicit VR Big Endian	1.2.840.10008.1.2.2		
		Explicit VR Little Endian	1.2.840.10008.1.2.1		
		Implicit VR Little Endian	1.2.840.10008.1.2		
Multi-frame Grayscale Word SC Image Storage SOP Class	1.2.840.10008.5.1.4.1.1.7.3	JPEG Baseline (Process 1)	1.2.840.10008.1.2.4.5 0	SCU	None

Presentation Context Table					
Abstract Syntax		Transfer Syntax		Role	Extended Negotiation
Name	UID	Name List	UID List		
		JPEG Lossless, Non-Hierarchical, FOP (Process 14)	1.2.840.10008.1.2.4.70		
		Explicit VR Big Endian	1.2.840.10008.1.2.2		
		Explicit VR Little Endian	1.2.840.10008.1.2.1		
		Implicit VR Little Endian	1.2.840.10008.1.2		
Multi-frame True Color Secondary Capture Image Storage	1.2.840.10008.5.1.4.1.1.7.4	JPEG Baseline (Process 1)	1.2.840.10008.1.2.4.50	SCU	None
		JPEG Lossless, Non-Hierarchical, FOP (Process 14)	1.2.840.10008.1.2.4.70		
		Explicit VR Big Endian	1.2.840.10008.1.2.2		
		Explicit VR Little Endian	1.2.840.10008.1.2.1		
		Implicit VR Little Endian	1.2.840.10008.1.2		
Standalone Overlay Storage SOP Class (Retired)	1.2.840.10008.5.1.4.1.1.8	Explicit VR Big Endian	1.2.840.10008.1.2.2	SCU	None
		Explicit VR Little Endian	1.2.840.10008.1.2.1		
		Implicit VR Little Endian	1.2.840.10008.1.2		
Basic Text SR SOP Class	1.2.840.10008.5.1.4.1.1.88.11	Explicit VR Big Endian	1.2.840.10008.1.2.2	SCU	None
		Explicit VR Little Endian	1.2.840.10008.1.2.1		
		Implicit VR Little Endian	1.2.840.10008.1.2		
Enhanced SR SOP Class	1.2.840.10008.5.1.4.1.1.88.22	Explicit VR Big Endian	1.2.840.10008.1.2.2	SCU	None
		Explicit VR Little Endian	1.2.840.10008.1.2.1		
		Implicit VR Little Endian	1.2.840.10008.1.2		
Detail SR Storage - Trial (Retired)	1.2.840.10008.5.1.4.1.1.88.3	Explicit VR Big Endian	1.2.840.10008.1.2.2	SCU	None
		Explicit VR Little Endian	1.2.840.10008.1.2.1		
		Implicit VR Little Endian	1.2.840.10008.1.2		
Comprehensive SR SOP Class	1.2.840.10008.5.1.4.1.1.88.33	Explicit VR Big Endian	1.2.840.10008.1.2.2	SCU	None
		Explicit VR Little Endian	1.2.840.10008.1.2.1		
		Implicit VR Little Endian	1.2.840.10008.1.2		
X-Ray Radiation Dose SR SOP Class	1.2.840.10008.5.1.4.1.1.88.67	Explicit VR Big Endian	1.2.840.10008.1.2.2	SCU	None
		Explicit VR Little Endian	1.2.840.10008.1.2.1		
		Implicit VR Little Endian	1.2.840.10008.1.2		
Standalone Curve Storage SOP Class (Retired)	1.2.840.10008.5.1.4.1.1.9	Explicit VR Big Endian	1.2.840.10008.1.2.2	SCU	None
		Explicit VR Little Endian	1.2.840.10008.1.2.1		
		Implicit VR Little Endian	1.2.840.10008.1.2		
General ECG Waveform Storage SOP Class	1.2.840.10008.5.1.4.1.1.9.1.2	Explicit VR Big Endian	1.2.840.10008.1.2.2	SCU	None
		Explicit VR Little Endian	1.2.840.10008.1.2.1		
		Implicit VR Little Endian	1.2.840.10008.1.2		
Standard Hemodynamic Waveform Storage SOP Class	1.2.840.10008.5.1.4.1.1.9.2.1	Explicit VR Big Endian	1.2.840.10008.1.2.2	SCU	None
		Explicit VR Little Endian	1.2.840.10008.1.2.1		
		Implicit VR Little Endian	1.2.840.10008.1.2		
Procedure Log Storage SOP Class	1.2.840.10008.5.1.4.1.1.88.40	Explicit VR Big Endian	1.2.840.10008.1.2.2	SCU	None

Presentation Context Table					
Abstract Syntax		Transfer Syntax		Role	Extended Negotiation
Name	UID	Name List	UID List		
		Explicit VR Little Endian	1.2.840.10008.1.2.1		
		Implicit VR Little Endian	1.2.840.10008.1.2		
Key Object Selection Document Storage SOP Class	1.2.840.10008.5.1.4.1.1.88.59	Explicit VR Big Endian	1.2.840.10008.1.2.2	SCU	None
		Explicit VR Little Endian	1.2.840.10008.1.2.1		
		Implicit VR Little Endian	1.2.840.10008.1.2		
Philips Private X-Ray Image Storage	1.3.46.670589.2.3.1.1	Explicit VR Big Endian	1.2.840.10008.1.2.2	SCU	None
		Explicit VR Little Endian	1.2.840.10008.1.2.1		
		Implicit VR Little Endian	1.2.840.10008.1.2		
Philips Private Reconstructed X-ray Storage	1.3.46.670589.2.4.1.1	Explicit VR Big Endian	1.2.840.10008.1.2.2	SCU	None
		Explicit VR Little Endian	1.2.840.10008.1.2.1		
		Implicit VR Little Endian	1.2.840.10008.1.2		
Philips Private iE33 3D NEO Presentation State Subpage Storage	1.3.46.670589.2.5.1.1	Explicit VR Big Endian	1.2.840.10008.1.2.2	SCU	None
		Explicit VR Little Endian	1.2.840.10008.1.2.1		
		Implicit VR Little Endian	1.2.840.10008.1.2		
Philips Private ViewForum 3D Volume New Storage	1.3.46.670589.5.0.1.1	Explicit VR Big Endian	1.2.840.10008.1.2.2	SCU	None
		Explicit VR Little Endian	1.2.840.10008.1.2.1		
		Implicit VR Little Endian	1.2.840.10008.1.2		
Philips Private ViewForum MR Synthetic Image Storage	1.3.46.670589.5.0.10	Explicit VR Big Endian	1.2.840.10008.1.2.2	SCU	None
		Explicit VR Little Endian	1.2.840.10008.1.2.1		
		Implicit VR Little Endian	1.2.840.10008.1.2		
Philips Private ViewForum MR Cardio Analysis New Storage	1.3.46.670589.5.0.11.1	Explicit VR Big Endian	1.2.840.10008.1.2.2	SCU	None
		Explicit VR Little Endian	1.2.840.10008.1.2.1		
		Implicit VR Little Endian	1.2.840.10008.1.2		
Philips Private ViewForum CX Synthetic Image Storage	1.3.46.670589.5.0.12	Explicit VR Big Endian	1.2.840.10008.1.2.2	SCU	None
		Explicit VR Little Endian	1.2.840.10008.1.2.1		
		Implicit VR Little Endian	1.2.840.10008.1.2		
Philips Private ViewForum Perfusion Storage	1.3.46.670589.5.0.13	Explicit VR Big Endian	1.2.840.10008.1.2.2	SCU	None
		Explicit VR Little Endian	1.2.840.10008.1.2.1		
		Implicit VR Little Endian	1.2.840.10008.1.2		
Philips Private ViewForum Perfusion Analysis Storage	1.3.46.670589.5.0.14	Explicit VR Big Endian	1.2.840.10008.1.2.2	SCU	None
		Explicit VR Little Endian	1.2.840.10008.1.2.1		
		Implicit VR Little Endian	1.2.840.10008.1.2		
Philips Private ViewForum 3D Volume Object New Storage	1.3.46.670589.5.0.2.1	Explicit VR Big Endian	1.2.840.10008.1.2.2	SCU	None
		Explicit VR Little Endian	1.2.840.10008.1.2.1		
		Implicit VR Little Endian	1.2.840.10008.1.2		
Philips Private ViewForum Surface New Storage	1.3.46.670589.5.0.3.1	Explicit VR Big Endian	1.2.840.10008.1.2.2	SCU	None
		Explicit VR Little Endian	1.2.840.10008.1.2.1		
		Implicit VR Little Endian	1.2.840.10008.1.2		
Philips Private ViewForum MR Cardio New Storage	1.3.46.670589.5.0.8.1	Explicit VR Big Endian	1.2.840.10008.1.2.2	SCU	None
		Explicit VR Little Endian	1.2.840.10008.1.2.1		
		Implicit VR Little Endian	1.2.840.10008.1.2		

Presentation Context Table					
Abstract Syntax		Transfer Syntax		Role	Extended Negotiation
Name	UID	Name List	UID List		
Philips Private ViewForum CT Synthetic Image Storage	1.3.46.670589.5.0.9	Explicit VR Big Endian	1.2.840.10008.1.2.2	SCU	None
		Explicit VR Little Endian	1.2.840.10008.1.2.1		
		Implicit VR Little Endian	1.2.840.10008.1.2		

4.2.1.3.3.3. SOP Specific Conformance for Storage SOP Classes

During DICOM based auto-forward, transfer negotiations may indicate that the original format of the data is not accepted by the target node. In such cases, the DICOM ARCHIVE server will try to apply one of the transfer syntax conversions indicated by '+', in order to get to transfer syntax that is supported by the external system. The Transfer syntax conversion is supported from SCU to SCP.

Source Syntax	Destination Syntax		
	ILE	ELE	EBE
ILE	-	+	+
ELE	+	-	+
EBE	+	+	-
JPEG Baseline	-	-	-
JPEG Lossless FOP Non-Hierarchical 14	+	+	+
RLE	+	+	+

Figure 8: Transfer Syntax Conversion from Source to Destination.

The list of updated patient and study attributes are mentioned in the tables below.

Table 20: List of updated Patient Attributes

Attribute	DICOM Tag
Last Name	Part of (0010,0010)
First name	Part of (0010,0010)
Middle name	Part of (0010,0010)
Date of birth	(0010,0030)
Sex	(0010,0040)
Issuer of Patient ID	(0010,0021)
MRN	(0010,0020)
Alternate ID#	(0010,1000)
Title	Part of (0010,0010)
Honorific	Part of (0010,0010)
Address 1	Part of (0010,1040)
Address 2 (if Address1 is empty)	Part of (0010,1040)
City	Part of (0010,1040)
State/Province	(0010,2152)
Postal code	Part of (0010,1040)

Attribute	DICOM Tag
Country	(0010,2150)
Race	(0010,2160)
Home phone	Part of (0010,2154)
Business phone	Part of (0010,2154)
Mobile phone	Part of (0010,2154)

Table 21: List of updated Study Attributes

Attribute	DICOM Tag
Study Description	(0008,1030)
Accession Number	(0008,0050)
Body Part	(0018,0015)
Protocol Name	(0018,1030)
Admitting Diagnoses Description	(0008,1080)
Performed By	(0008,1050)
Reading Physician	(0008,1060)
Ordering Physician	(0032,1032)
Reviewer	(300E,0008)
Referring Physician	(0008,0090)
Institution Department Name	(0008,1040)
Station Name	(0008,1010)
Study Comments	(0032,4000)

4.2.1.3.3.3.1. Dataset Specific Conformance for C-STORE-RQ

Detail regarding the Dataset Specific response behavior will be reported in this section.

This includes the dataset specific behavior, i.e. error codes, error and exception handling, time-outs, etc.

STORE-SCU acts on the Status Responses which are shown in the next table:

Table 22: DICOM command response status handling behavior

Service Status	Error Code	Further Meaning	Behavior
Success	0000	Successful stored	Status will be logged.
Refused	A700	Data set does not match SOP class	Status will be logged.
	0122	SOP Class Not Supported	
Warning	B000	Coercion of data elements	Status will be logged. Job will Continue.
	B006	Elements discarded	Status will be logged. Job will Continue.
	B007	Data set does not match SOP class	Status will be logged Job will continue.
Error	0110	Error – Processing failure	Status will be logged.
	A900	Error – Data set does not match SOP class	Status will be logged.
	C000	Error – Cannot understand	Status will be logged.

Exceptions:

1. If, after setting up the connection, no data can be sent to the external DICOM node for 2 minutes, IntelliSpace Cardiovascular will retry for 15 times with an interval of 2^n and then it will abort the connection.

2. If an error occurs on IntelliSpace Cardiovascular while setting up the connection, IntelliSpace Cardiovascular aborts and reports error.
3. If an error occurs on the external DICOM node while setting up the connection, IntelliSpace Cardiovascular will abort all actions related to that connection and report errors.
4. If no agreement between the two parties can be reached concerning communication parameters the connection will be closed and no data transfer will take place.
5. When a network error occurs during connection set up or during data transfer, IntelliSpace Cardiovascular will abort all actions related to the connection.
6. If an error occurs on IntelliSpace Cardiovascular during the data transfer, IntelliSpace Cardiovascular will notify the external DICOM node of this problem. After retrying notifying the external DICOM node of this problem for 15 times, with an interval of 2^n, the connection will be closed.

Table 23: DICOM Command Communication Failure Behavior

Exception	Behavior
Timeout	The association is closed and the reason logged
Association aborted	The association is closed and the reason logged

4.2.1.3.4. (Real-World) Activity – Storage Commitment Push Model AS SCU

4.2.1.3.4.1. Description and Sequencing of Activities

Normal Flow of events:

1. After the configured time, IntelliSpace Cardiovascular will initiate a Storage Commit request for the study that it stored into the DICOM Archive.
2. When a successful response from the DICOM archive is received, for this study, IntelliSpace Cardiovascular mark this study as correctly archived.

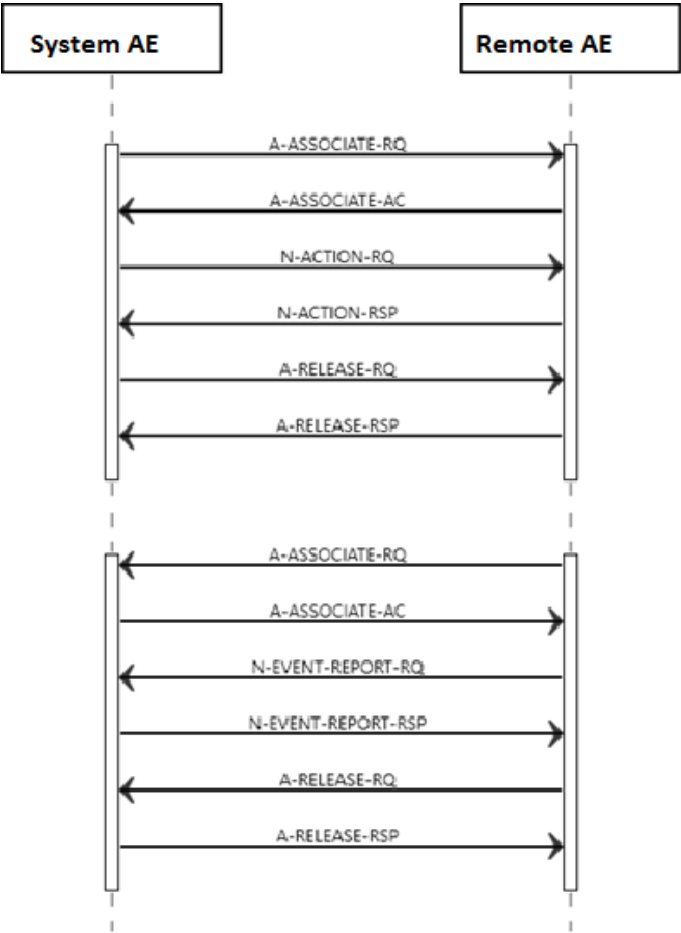


Figure 9: (Real World) Activity - Storage Commitment Push Model AS SCU

4.2.1.3.4.2. Proposed Presentation Contexts

The presentation contexts are defined in the next table.

Table 24: Proposed Presentation Contexts for (Real-World) Activity – Storage Commitment Push Model AS SCU

Presentation Context Table					
Abstract Syntax		Transfer Syntax		Role	Extended Negotiation
Name	UID	Name List	UID List		
Storage Commitment Push Model SOP Class	1.2.840.10008.1.20.1	Explicit VR Big Endian	1.2.840.10008.1.2.2	SCU	None
		Explicit VR Little Endian	1.2.840.10008.1.2.1		
		Implicit VR Little Endian	1.2.840.10008.1.2		

4.2.1.3.4.3. SOP Specific Conformance for Storage Commitment Push Model SOP Class

The Archive AE (Storage Commitment) provides standard conformance to the Storage Commitment Push Model SOP Class.

4.2.1.3.4.3.1. Dataset Specific Conformance for Storage Commitment Push Model SOP Class N-EVENT-REPORT-SCP

Detail regarding the Dataset Specific response behavior will be reported in this section.

The N-EVENT-REPORT-SCP can send the next status responses as listed in the table below:

Table 25: Status Response

Service Status	Error Code	Further Meaning	Behavior
Success	0000	Confirmation	The association will be released. The reason is logged.
Failure	0119	Class/Instance conflict; the SOP Class of an instance in the Referenced SOP Instance Sequence did not correspond to the SOP class of the SOP Instance stored at the SCP	The reason is logged.
	0213	Resource limitation The SCP does not currently have enough resources to store the requested SOP Instance(s).	The reason is logged.
	0110	Processing failure A general failure in processing the operation was encountered	The reason is logged.
	0112	No such object instance One or more of the elements in the Referenced SOP Instance Sequence was not available.	The reason is logged.
	0122	Referenced SOP Class not supported Storage Commitment has been requested for a SOP Instance with a SOP Class that is not supported by the SCP.	The reason is logged.
	0131	Duplicate transaction UID The Transaction UID of the Storage Commitment Request is already in use.	The reason is logged.

Table 26: DICOM Command Communication Failure Behavior

Exception	Behavior
Reply Time-out	The association is released.
Association Time-out SCU	The association is released.
Association Aborted	The association is released.

4.2.1.3.4.3.2. Dataset Specific Conformance for Storage Commitment Push Model SOP Class N-ACTION-SCU

Detail regarding the Dataset Specific response behavior will be reported in this section.

Table 27: Storage Commitment Attribute for N-ACTION-RQ

Attribute Name	Tag	Comment
Storage Commitment Module		
Transaction UID	0008,1195	-
Referenced SOP Sequence	0008,1199	-
>Referenced SOP Class UID	0008,1150	-
>Referenced SOP Instance UID	0008,1155	-

The N-ACTION-SCU will act the status responses as listed in the table below:

Table 28: DICOM command response status handling behavior

Service Status	Error Code	Further Meaning	Behavior
Success	0000	Confirmation	The association will not release. The reason is logged.
Other than Success	<xxxx>	Problems with sending the N-ACTION Request	The reason is logged.

During the N-ACTION-SCU communication the next failures can occur:

Table 29: DICOM Command Communication Failure Behavior

Exception	Behavior
Reply Time-out	The association is released.
Association Time-out SCU	The association is released.
Association Aborted	The association is released.

Exceptions:

1. After setting up the connection, if no data can be sent to the external node for 60 seconds, IntelliSpace Cardiovascular aborts the connection and reports an error.
2. An error occurs on the target node while setting up the connection. If the retries are unsuccessful, the system will mark the data for later archiving.
3. If an error or warning concerning data transfer is received from the target node during data transfer. If it is related to the data being send IntelliSpace Cardiovascular tries to correct the cause of the error
4. When IntelliSpace Cardiovascular cannot setup connection with the DICOM Archive, IntelliSpace Cardiovascular will retry for 3 times (configurable). If within these retries, if it is still not possible to setup the connection, the study will be re-archived, conforms its own retry mechanism and a warning will be reported.
5. When IntelliSpace Cardiovascular does not receive a storage commit report within 72 hours, the study will be re-archived, conforms its own retry mechanism and a warning will be reported.
6. When the IntelliSpace Cardiovascular receives a storage commit response other than successful, the study will be re-archived, conforms to its own retry mechanism and a warning will be reported.

4.2.1.4. Association Acceptance Policy

Not applicable, Archive AE does not accept associations.

4.2.1.4.1. (Real-World) Activity – Image Import

4.2.1.4.1.1. Description and Sequencing of Activities

As defined by the IntelliSpace Cardiovascular System RWA Import instances, the Import image AE acts as a Storage SCP for any DICOM Archive that is configured on the IntelliSpace Cardiovascular System, using an accepted presentation context.

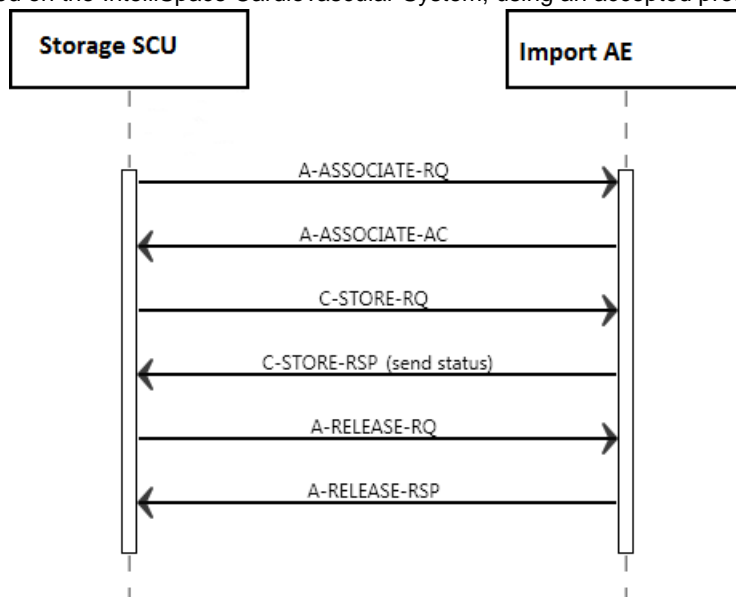


Figure 10: Real World Activity- Storage as SCP

The Import Image AE accepts associations from other systems that wish to store instances in the IntelliSpace Cardiovascular System database, using the C-STORE command.

4.2.1.4.1.2. Accepted Presentation Contexts

The accepted presentation contexts for Image Import are listed in the next table.

Table 30: Acceptable Presentation Contexts for (Real-World) Activity – Image Import

Presentation Context Table					
Abstract Syntax		Transfer Syntax		Role	Extended Negotiation
Name	UID	Name List	UID List		
Hardcopy Grayscale Image Storage (Retired)	1.2.840.10008.5.1.1.29	Explicit VR Big Endian	1.2.840.10008.1.2.2	SCP	None
		Explicit VR Little Endian	1.2.840.10008.1.2.1		
		Implicit VR Little Endian	1.2.840.10008.1.2		
Hardcopy Color Image Storage (Retired)	1.2.840.10008.5.1.1.30	Explicit VR Big Endian	1.2.840.10008.1.2.2	SCP	None
		Explicit VR Little Endian	1.2.840.10008.1.2.1		
		Implicit VR Little Endian	1.2.840.10008.1.2		
Computed Radiography Image Storage SOP Class	1.2.840.10008.5.1.4.1.1.1	Explicit VR Big Endian	1.2.840.10008.1.2.2	SCP	None
		Explicit VR Little Endian	1.2.840.10008.1.2.1		
		Implicit VR Little Endian	1.2.840.10008.1.2		

Presentation Context Table					
Abstract Syntax		Transfer Syntax		Role	Extended Negotiation
Name	UID	Name List	UID List		
Digital X-Ray Image Storage - For Pres. SOP	1.2.840.10008.5.1.4.1.1.1.1	Explicit VR Big Endian	1.2.840.10008.1.2.2	SCP	None
		Explicit VR Little Endian	1.2.840.10008.1.2.1		
		Implicit VR Little Endian	1.2.840.10008.1.2		
Digital X-Ray Image Storage - For Proc. SOP	1.2.840.10008.5.1.4.1.1.1.1.1	Explicit VR Big Endian	1.2.840.10008.1.2.2	SCP	None
		Explicit VR Little Endian	1.2.840.10008.1.2.1		
		Implicit VR Little Endian	1.2.840.10008.1.2		
Digital Mammography X-Ray Image Storage - Pres. SOP	1.2.840.10008.5.1.4.1.1.1.2	Explicit VR Big Endian	1.2.840.10008.1.2.2	SCP	None
		Explicit VR Little Endian	1.2.840.10008.1.2.1		
		Implicit VR Little Endian	1.2.840.10008.1.2		
Digital Mammography X-Ray Image Storage - Proc. SOP	1.2.840.10008.5.1.4.1.1.1.2.1	Explicit VR Big Endian	1.2.840.10008.1.2.2	SCP	None
		Explicit VR Little Endian	1.2.840.10008.1.2.1		
		Implicit VR Little Endian	1.2.840.10008.1.2		
Digital Intra-oral X-Ray Image Storage - Pres. SOP	1.2.840.10008.5.1.4.1.1.1.3	Explicit VR Big Endian	1.2.840.10008.1.2.2	SCP	None
		Explicit VR Little Endian	1.2.840.10008.1.2.1		
		Implicit VR Little Endian	1.2.840.10008.1.2		
Digital Intra-oral X-Ray Image Storage - Proc. SOP	1.2.840.10008.5.1.4.1.1.1.3.1	Explicit VR Big Endian	1.2.840.10008.1.2.2	SCP	None
		Explicit VR Little Endian	1.2.840.10008.1.2.1		
		Implicit VR Little Endian	1.2.840.10008.1.2		
Standalone Modality LUT Storage (Retired)	1.2.840.10008.5.1.4.1.1.10	Explicit VR Big Endian	1.2.840.10008.1.2.2	SCP	None
		Explicit VR Little Endian	1.2.840.10008.1.2.1		
		Implicit VR Little Endian	1.2.840.10008.1.2		
Encapsulated PDF Storage	1.2.840.10008.5.1.4.1.1.104.1	Explicit VR Big Endian	1.2.840.10008.1.2.2	SCP	None
		Explicit VR Little Endian	1.2.840.10008.1.2.1		
		Implicit VR Little Endian	1.2.840.10008.1.2		
Standalone VOI LUT Storage SOP Class (Retired)	1.2.840.10008.5.1.4.1.1.11	Explicit VR Big Endian	1.2.840.10008.1.2.2	SCP	None
		Explicit VR Little Endian	1.2.840.10008.1.2.1		
		Implicit VR Little Endian	1.2.840.10008.1.2		
Grayscale Softcopy Presentation State Storage SOP Class	1.2.840.10008.5.1.4.1.1.11.1	Explicit VR Big Endian	1.2.840.10008.1.2.2	SCP	None
		Explicit VR Little Endian	1.2.840.10008.1.2.1		
		Implicit VR Little Endian	1.2.840.10008.1.2		
X-Ray Angiographic Image Storage SOP Class	1.2.840.10008.5.1.4.1.1.12.1	Explicit VR Big Endian	1.2.840.10008.1.2.2	SCP	None
		Explicit VR Little Endian	1.2.840.10008.1.2.1		
		Implicit VR Little Endian	1.2.840.10008.1.2		
X-Ray Radiofluoroscopic Image Storage SOP Class	1.2.840.10008.5.1.4.1.1.12.2	Explicit VR Big Endian	1.2.840.10008.1.2.2	SCP	None
		Explicit VR Little Endian	1.2.840.10008.1.2.1		
		Implicit VR Little Endian	1.2.840.10008.1.2		
X-Ray Angiographic Bi-Plane Image Storage SOP Class (Retired)	1.2.840.10008.5.1.4.1.1.12.3	Explicit VR Big Endian	1.2.840.10008.1.2.2	SCP	None
		Explicit VR Little Endian	1.2.840.10008.1.2.1		
		Implicit VR Little Endian	1.2.840.10008.1.2		
Positron Emission Tomography Image Storage SOP Class	1.2.840.10008.5.1.4.1.1.128	Explicit VR Big Endian	1.2.840.10008.1.2.2	SCP	None
		Explicit VR Little Endian	1.2.840.10008.1.2.1		

Presentation Context Table					
Abstract Syntax		Transfer Syntax		Role	Extended Negotiation
Name	UID	Name List	UID List		
Standalone PET Curve Storage SOP Class (Retired)	1.2.840.10008.5.1.4.1.1.129	Implicit VR Little Endian	1.2.840.10008.1.2	SCP	None
		Explicit VR Big Endian	1.2.840.10008.1.2.2		
		Explicit VR Little Endian	1.2.840.10008.1.2.1		
		Implicit VR Little Endian	1.2.840.10008.1.2		
CT Image Storage SOP Class	1.2.840.10008.5.1.4.1.1.2	Explicit VR Big Endian	1.2.840.10008.1.2.2	SCP	None
		Explicit VR Little Endian	1.2.840.10008.1.2.1		
		Implicit VR Little Endian	1.2.840.10008.1.2		
Nuclear Medicine Image Storage SOP Class	1.2.840.10008.5.1.4.1.1.20	Explicit VR Big Endian	1.2.840.10008.1.2.2	SCP	None
		Explicit VR Little Endian	1.2.840.10008.1.2.1		
		Implicit VR Little Endian	1.2.840.10008.1.2		
Ultrasound Multi-frame Image Storage (Retired)	1.2.840.10008.5.1.4.1.1.3	Explicit VR Big Endian	1.2.840.10008.1.2.2	SCP	None
		Explicit VR Little Endian	1.2.840.10008.1.2.1		
		Implicit VR Little Endian	1.2.840.10008.1.2		
Ultrasound Multi-frame Image Storage SOP Class	1.2.840.10008.5.1.4.1.1.3.1	Explicit VR Big Endian	1.2.840.10008.1.2.2	SCP	None
		Explicit VR Little Endian	1.2.840.10008.1.2.1		
		Implicit VR Little Endian	1.2.840.10008.1.2		
MR Image Storage SOP Class	1.2.840.10008.5.1.4.1.1.4	Explicit VR Big Endian	1.2.840.10008.1.2.2	SCP	None
		Explicit VR Little Endian	1.2.840.10008.1.2.1		
		Implicit VR Little Endian	1.2.840.10008.1.2		
RT Image Storage SOP Class	1.2.840.10008.5.1.4.1.1.481.1	Explicit VR Big Endian	1.2.840.10008.1.2.2	SCP	None
		Explicit VR Little Endian	1.2.840.10008.1.2.1		
		Implicit VR Little Endian	1.2.840.10008.1.2		
RT Dose Storage SOP Class	1.2.840.10008.5.1.4.1.1.481.2	Explicit VR Big Endian	1.2.840.10008.1.2.2	SCP	None
		Explicit VR Little Endian	1.2.840.10008.1.2.1		
		Implicit VR Little Endian	1.2.840.10008.1.2		
RT Structure Set Storage SOP Class	1.2.840.10008.5.1.4.1.1.481.3	Explicit VR Big Endian	1.2.840.10008.1.2.2	SCP	None
		Explicit VR Little Endian	1.2.840.10008.1.2.1		
		Implicit VR Little Endian	1.2.840.10008.1.2		
Ultrasound Image Storage (Retired)	1.2.840.10008.5.1.4.1.1.6	Explicit VR Big Endian	1.2.840.10008.1.2.2	SCP	None
		Explicit VR Little Endian	1.2.840.10008.1.2.1		
		Implicit VR Little Endian	1.2.840.10008.1.2		
Ultrasound Image Storage SOP Class	1.2.840.10008.5.1.4.1.1.6.1	Explicit VR Big Endian	1.2.840.10008.1.2.2	SCP	None
		Explicit VR Little Endian	1.2.840.10008.1.2.1		
		Implicit VR Little Endian	1.2.840.10008.1.2		
Raw Data Storage SOP Class	1.2.840.10008.5.1.4.1.1.66	Explicit VR Big Endian	1.2.840.10008.1.2.2	SCP	None
		Explicit VR Little Endian	1.2.840.10008.1.2.1		
		Implicit VR Little Endian	1.2.840.10008.1.2		
Secondary Capture Image Storage SOP Class	1.2.840.10008.5.1.4.1.1.7	Explicit VR Big Endian	1.2.840.10008.1.2.2	SCP	None
		Explicit VR Little Endian	1.2.840.10008.1.2.1		
		Implicit VR Little Endian	1.2.840.10008.1.2		
Multi-frame Single Bit Secondary	1.2.840.10008.5.1.4.1.1.7.1	Explicit VR Big Endian	1.2.840.10008.1.2.2	SCP	None

Presentation Context Table					
Abstract Syntax		Transfer Syntax		Role	Extended Negotiation
Name	UID	Name List	UID List		
Capture Image Storage SOP Class		Explicit VR Little Endian	1.2.840.10008.1.2.1		
		Implicit VR Little Endian	1.2.840.10008.1.2		
Multi-frame Grayscale Byte SC Image Storage SOP Class	1.2.840.10008.5.1.4.1.1.7.2	Explicit VR Big Endian	1.2.840.10008.1.2.2	SCP	None
		Explicit VR Little Endian	1.2.840.10008.1.2.1		
		Implicit VR Little Endian	1.2.840.10008.1.2		
Multi-frame Grayscale Word SC Image Storage SOP Class	1.2.840.10008.5.1.4.1.1.7.3	Explicit VR Big Endian	1.2.840.10008.1.2.2	SCP	None
		Explicit VR Little Endian	1.2.840.10008.1.2.1		
		Implicit VR Little Endian	1.2.840.10008.1.2		
Multi-frame True Color Secondary Capture Image Storage	1.2.840.10008.5.1.4.1.1.7.4	Explicit VR Big Endian	1.2.840.10008.1.2.2	SCP	None
		Explicit VR Little Endian	1.2.840.10008.1.2.1		
		Implicit VR Little Endian	1.2.840.10008.1.2		
Standalone Overlay Storage SOP Class (Retired)	1.2.840.10008.5.1.4.1.1.8	Explicit VR Big Endian	1.2.840.10008.1.2.2	SCP	None
		Explicit VR Little Endian	1.2.840.10008.1.2.1		
		Implicit VR Little Endian	1.2.840.10008.1.2		
Basic Text SR SOP Class	1.2.840.10008.5.1.4.1.1.88.11	Explicit VR Big Endian	1.2.840.10008.1.2.2	SCP	None
		Explicit VR Little Endian	1.2.840.10008.1.2.1		
		Implicit VR Little Endian	1.2.840.10008.1.2		
Enhanced SR SOP Class	1.2.840.10008.5.1.4.1.1.88.22	Explicit VR Big Endian	1.2.840.10008.1.2.2	SCP	None
		Explicit VR Little Endian	1.2.840.10008.1.2.1		
		Implicit VR Little Endian	1.2.840.10008.1.2		
Detail SR Storage - Trial (Retired)	1.2.840.10008.5.1.4.1.1.88.3	Explicit VR Big Endian	1.2.840.10008.1.2.2	SCP	None
		Explicit VR Little Endian	1.2.840.10008.1.2.1		
		Implicit VR Little Endian	1.2.840.10008.1.2		
Comprehensive SR SOP Class	1.2.840.10008.5.1.4.1.1.88.33	Explicit VR Big Endian	1.2.840.10008.1.2.2	SCP	None
		Explicit VR Little Endian	1.2.840.10008.1.2.1		
		Implicit VR Little Endian	1.2.840.10008.1.2		
X-Ray Radiation Dose SR SOP Class	1.2.840.10008.5.1.4.1.1.88.67	Explicit VR Big Endian	1.2.840.10008.1.2.2	SCP	None
		Explicit VR Little Endian	1.2.840.10008.1.2.1		
		Implicit VR Little Endian	1.2.840.10008.1.2		
Standalone Curve Storage SOP Class (Retired)	1.2.840.10008.5.1.4.1.1.9	Explicit VR Big Endian	1.2.840.10008.1.2.2	SCP	None
		Explicit VR Little Endian	1.2.840.10008.1.2.1		
		Implicit VR Little Endian	1.2.840.10008.1.2		
General ECG Waveform Storage SOP Class	1.2.840.10008.5.1.4.1.1.9.1.2	Explicit VR Big Endian	1.2.840.10008.1.2.2	SCP	None
		Explicit VR Little Endian	1.2.840.10008.1.2.1		
		Implicit VR Little Endian	1.2.840.10008.1.2		
Standard Hemodynamic Waveform Storage SOP Class	1.2.840.10008.5.1.4.1.1.9.2.1	Explicit VR Big Endian	1.2.840.10008.1.2.2	SCU	None
		Explicit VR Little Endian	1.2.840.10008.1.2.1		
		Implicit VR Little Endian	1.2.840.10008.1.2		
Procedure Log Storage SOP Class	1.2.840.10008.5.1.4.1.1.88.40	Explicit VR Big Endian	1.2.840.10008.1.2.2	SCU	None
		Explicit VR Little Endian	1.2.840.10008.1.2.1		
		Implicit VR Little Endian	1.2.840.10008.1.2		

Presentation Context Table					
Abstract Syntax		Transfer Syntax		Role	Extended Negotiation
Name	UID	Name List	UID List		
Key Object Selection Document Storage SOP Class	1.2.840.10008.5.1.4.1.1.88.59	Explicit VR Big Endian	1.2.840.10008.1.2.2	SCU	None
		Explicit VR Little Endian	1.2.840.10008.1.2.1		
		Implicit VR Little Endian	1.2.840.10008.1.2		
Philips Private X-Ray Image Storage	1.3.46.670589.2.3.1.1	Explicit VR Big Endian	1.2.840.10008.1.2.2	SCP	None
		Explicit VR Little Endian	1.2.840.10008.1.2.1		
		Implicit VR Little Endian	1.2.840.10008.1.2		
Philips Private Reconstructed X-ray Storage	1.3.46.670589.2.4.1.1	Explicit VR Big Endian	1.2.840.10008.1.2.2	SCP	None
		Explicit VR Little Endian	1.2.840.10008.1.2.1		
		Implicit VR Little Endian	1.2.840.10008.1.2		
Philips Private iE33 3D NEO Presentation State Subpage Storage	1.3.46.670589.2.5.1.1	Explicit VR Big Endian	1.2.840.10008.1.2.2	SCP	None
		Explicit VR Little Endian	1.2.840.10008.1.2.1		
		Implicit VR Little Endian	1.2.840.10008.1.2		
Philips Private ViewForum 3D Volume New Storage	1.3.46.670589.5.0.1.1	Explicit VR Big Endian	1.2.840.10008.1.2.2	SCP	None
		Explicit VR Little Endian	1.2.840.10008.1.2.1		
		Implicit VR Little Endian	1.2.840.10008.1.2		
Philips Private ViewForum MR Synthetic Image Storage	1.3.46.670589.5.0.10	Explicit VR Big Endian	1.2.840.10008.1.2.2	SCP	None
		Explicit VR Little Endian	1.2.840.10008.1.2.1		
		Implicit VR Little Endian	1.2.840.10008.1.2		
Philips Private ViewForum MR Cardio Analysis New Storage	1.3.46.670589.5.0.11.1	Explicit VR Big Endian	1.2.840.10008.1.2.2	SCP	None
		Explicit VR Little Endian	1.2.840.10008.1.2.1		
		Implicit VR Little Endian	1.2.840.10008.1.2		
Philips Private ViewForum CX Synthetic Image Storage	1.3.46.670589.5.0.12	Explicit VR Big Endian	1.2.840.10008.1.2.2	SCP	None
		Explicit VR Little Endian	1.2.840.10008.1.2.1		
		Implicit VR Little Endian	1.2.840.10008.1.2		
Philips Private ViewForum Perfusion Storage	1.3.46.670589.5.0.13	Explicit VR Big Endian	1.2.840.10008.1.2.2	SCP	None
		Explicit VR Little Endian	1.2.840.10008.1.2.1		
		Implicit VR Little Endian	1.2.840.10008.1.2		
Philips Private ViewForum Perfusion Analysis Storage	1.3.46.670589.5.0.14	Explicit VR Big Endian	1.2.840.10008.1.2.2	SCP	None
		Explicit VR Little Endian	1.2.840.10008.1.2.1		
		Implicit VR Little Endian	1.2.840.10008.1.2		
Philips Private ViewForum 3D Volume Object New Storage	1.3.46.670589.5.0.2.1	Explicit VR Big Endian	1.2.840.10008.1.2.2	SCP	None
		Explicit VR Little Endian	1.2.840.10008.1.2.1		
		Implicit VR Little Endian	1.2.840.10008.1.2		
Philips Private ViewForum Surface New Storage	1.3.46.670589.5.0.3.1	Explicit VR Big Endian	1.2.840.10008.1.2.2	SCP	None
		Explicit VR Little Endian	1.2.840.10008.1.2.1		
		Implicit VR Little Endian	1.2.840.10008.1.2		
Philips Private ViewForum MR Cardio New Storage	1.3.46.670589.5.0.8.1	Explicit VR Big Endian	1.2.840.10008.1.2.2	SCP	None
		Explicit VR Little Endian	1.2.840.10008.1.2.1		
		Implicit VR Little Endian	1.2.840.10008.1.2		
Philips Private ViewForum CT Synthetic Image Storage	1.3.46.670589.5.0.9	Explicit VR Big Endian	1.2.840.10008.1.2.2	SCP	None
		Explicit VR Little Endian	1.2.840.10008.1.2.1		

Presentation Context Table				
Abstract Syntax		Transfer Syntax		Role
Name	UID	Name List	UID List	
		Implicit VR Little Endian	1.2.840.10008.1.2	

The IntelliSpace Cardiovascular System does not support extended negotiations for Image Import.

The order of the proposed transfer syntaxes is configurable. Default the ELE transfer syntax is preferred.

4.2.1.4.1.3. SOP Specific Conformance for Storage SOP Classes

This section and sub-section include the manufacturer SOP and Dataset specific information as well the status codes and their corresponding behavior.

The possible Communication Failures and the possible Status Responses during a C-STORE-RQ are listed in the next tables below.

4.2.1.4.1.3.1. Dataset Specific Conformance for C-STORE-RSP

Possible status responses during the C-STORE responses are shown in the next table:

Table 31: Status Response

Service Status	Error Code	Further Meaning	Behavior
Success	0000	Successful stored	Reason is logged
Failure	A7xx	Refused: Out of Resources	Reason is logged
	A9xx	Error: Data Set does not match SOP Class	Reason is logged
	Cxxx	Error: cannot understand	Reason is logged
Warning	B000	Coercion of Data Elements	Reason is logged
	B007	Data Set does not match SOP Class	Reason is logged
	B006	Elements Discarded	Reason is logged

The possible network communication failures are shown in the following table:

Table 32: Communication Failure Behavior for C-STORE-RSP.

Exception	Behavior
ARTIM Time-out	The store job fails in case of association setup. The reason is logged.
Reply Time-out	The store job fails and association is aborted. The reason is logged.
Association Time-out SCU	The association is released.
Association aborted	The store job fails. The reason is logged.

4.2.2. Auto Export AE

Detail of this specific Application Entity is specified in this section.

4.2.2.1. SOP Classes

The Image Export AE is used for exporting DICOM Instances (images, objects) from IntelliSpace Cardiovascular Server to remote system. The Image Export AE makes use of the following DICOM functions:

- Verification as SCU, which uses C-ECHO service element.
- Storage as SCU, which uses C-STORE as service element.
- Patient / Study are always updates with the latest information for the exported studies. (Refer to the tables in section 4.2.2.3.2.3 (table 45 & 46) for the list of updated patient and study attributes)

These DICOM functions will be described in the following subsections.

The Auto Export Application Entity provides Standard Conformance to the following SOP Classes:

Table 33: SOP Classes for Auto Export AE

SOP Class Name	SOP Class UID	SCU	SCP
Verification SOP Class	1.2.840.10008.1.1	Yes	No
Hardcopy Grayscale Image Storage (Retired)	1.2.840.10008.5.1.1.29	Yes	No
Hardcopy Color Image Storage (Retired)	1.2.840.10008.5.1.1.30	Yes	No
Computed Radiography Image Storage SOP Class	1.2.840.10008.5.1.4.1.1.1	Yes	No
Digital X-Ray Image Storage - For Pres. SOP	1.2.840.10008.5.1.4.1.1.1.1	Yes	No
Digital X-Ray Image Storage - For Proc. SOP	1.2.840.10008.5.1.4.1.1.1.1.1	Yes	No
Digital Mammography X-Ray Image Storage - Pres. SOP	1.2.840.10008.5.1.4.1.1.1.2	Yes	No
Digital Mammography X-Ray Image Storage - Proc. SOP	1.2.840.10008.5.1.4.1.1.1.2.1	Yes	No
Digital Intra-oral X-Ray Image Storage - Pres. SOP	1.2.840.10008.5.1.4.1.1.1.3	Yes	No
Digital Intra-oral X-Ray Image Storage - Proc. SOP	1.2.840.10008.5.1.4.1.1.1.3.1	Yes	No
Standalone Modality LUT Storage (Retired)	1.2.840.10008.5.1.4.1.1.10	Yes	No
Encapsulated PDF Storage	1.2.840.10008.5.1.4.1.1.104.1	Yes	No
Standalone VOI LUT Storage SOP Class (Retired)	1.2.840.10008.5.1.4.1.1.11	Yes	No
Grayscale Softcopy Presentation State Storage SOP Class	1.2.840.10008.5.1.4.1.1.11.1	Yes	No
X-Ray Angiographic Image Storage SOP Class	1.2.840.10008.5.1.4.1.1.12.1	Yes	No
X-Ray Radiofluoroscopic Image Storage SOP Class	1.2.840.10008.5.1.4.1.1.12.2	Yes	No
X-Ray Angiographic Bi-Plane Image Storage SOP Class (Retired)	1.2.840.10008.5.1.4.1.1.12.3	Yes	No
Positron Emission Tomography Image Storage SOP Class	1.2.840.10008.5.1.4.1.1.128	Yes	No
Standalone PET Curve Storage SOP Class (Retired)	1.2.840.10008.5.1.4.1.1.129	Yes	No
CT Image Storage SOP Class	1.2.840.10008.5.1.4.1.1.2	Yes	No
Nuclear Medicine Image Storage SOP Class	1.2.840.10008.5.1.4.1.1.20	Yes	No
Ultrasound Multi-frame Image Storage (Retired)	1.2.840.10008.5.1.4.1.1.3	Yes	No
Ultrasound Multi-frame Image Storage SOP Class	1.2.840.10008.5.1.4.1.1.3.1	Yes	No
MR Image Storage SOP Class	1.2.840.10008.5.1.4.1.1.4	Yes	No
RT Image Storage SOP Class	1.2.840.10008.5.1.4.1.1.481.1	Yes	No
RT Dose Storage SOP Class	1.2.840.10008.5.1.4.1.1.481.2	Yes	No
RT Structure Set Storage SOP Class	1.2.840.10008.5.1.4.1.1.481.3	Yes	No
RT Plan Storage SOP Class	1.2.840.10008.5.1.4.1.1.481.5	Yes	No

SOP Class Name	SOP Class UID	SCU	SCP
Ultrasound Image Storage (Retired)	1.2.840.10008.5.1.4.1.1.6	Yes	No
Ultrasound Image Storage SOP Class	1.2.840.10008.5.1.4.1.1.6.1	Yes	No
Raw Data Storage SOP Class	1.2.840.10008.5.1.4.1.1.66	Yes	No
Secondary Capture Image Storage SOP Class	1.2.840.10008.5.1.4.1.1.7	Yes	No
Multi-frame Single Bit Secondary Capture Image Storage SOP Class	1.2.840.10008.5.1.4.1.1.7.1	Yes	No
Multi-frame Grayscale Byte SC Image Storage SOP Class	1.2.840.10008.5.1.4.1.1.7.2	Yes	No
Multi-frame Grayscale Word SC Image Storage SOP Class	1.2.840.10008.5.1.4.1.1.7.3	Yes	No
Multi-frame True Color Secondary Capture Image Storage	1.2.840.10008.5.1.4.1.1.7.4	Yes	No
Standalone Overlay Storage SOP Class (Retired)	1.2.840.10008.5.1.4.1.1.8	Yes	No
Basic Text SR SOP Class	1.2.840.10008.5.1.4.1.1.88.11	Yes	No
Enhanced SR SOP Class	1.2.840.10008.5.1.4.1.1.88.22	Yes	No
Detail SR Storage - Trial (Retired)	1.2.840.10008.5.1.4.1.1.88.3	Yes	No
Comprehensive SR SOP Class	1.2.840.10008.5.1.4.1.1.88.33	Yes	No
X-Ray Radiation Dose SR SOP Class	1.2.840.10008.5.1.4.1.1.88.67	Yes	No
Standalone Curve Storage SOP Class (Retired)	1.2.840.10008.5.1.4.1.1.9	Yes	No
General ECG Waveform Storage SOP Class	1.2.840.10008.5.1.4.1.1.9.1.2	Yes	No
Standard Hemodynamic Waveform Storage SOP Class	1.2.840.10008.5.1.4.1.1.9.2.1	Yes	No
Procedure Log Storage SOP Class	1.2.840.10008.5.1.4.1.1.88.40	Yes	No
Key Object Selection Document Storage SOP Class	1.2.840.10008.5.1.4.1.1.88.59	Yes	No
Philips Private X-Ray Image Storage	1.3.46.670589.2.3.1.1	Yes	No
Philips Private Reconstructed X-ray Storage	1.3.46.670589.2.4.1.1	Yes	No
Philips Private iE33 3D NEO Presentation State Subpage Storage	1.3.46.670589.2.5.1.1	Yes	No
Philips Private ViewForum 3D Volume New Storage	1.3.46.670589.5.0.1.1	Yes	No
Philips Private ViewForum MR Synthetic Image Storage	1.3.46.670589.5.0.10	Yes	No
Philips Private ViewForum MR Cardio Analysis New Storage	1.3.46.670589.5.0.11.1	Yes	No
Philips Private ViewForum CX Synthetic Image Storage	1.3.46.670589.5.0.12	Yes	No
Philips Private ViewForum Perfusion Storage	1.3.46.670589.5.0.13	Yes	No
Philips Private ViewForum Perfusion Analysis Storage	1.3.46.670589.5.0.14	Yes	No
Philips Private ViewForum 3D Volume Object New Storage	1.3.46.670589.5.0.2.1	Yes	No
Philips Private ViewForum Surface New Storage	1.3.46.670589.5.0.3.1	Yes	No
Philips Private ViewForum MR Cardio New Storage	1.3.46.670589.5.0.8.1	Yes	No
Philips Private ViewForum CT Synthetic Image Storage	1.3.46.670589.5.0.9	Yes	No

Note that any SOP specific behavior is documented later in this conformance statement into the applicable SOP specific conformance section.

4.2.2.2. Association Policies

Each AE specification contains a description of the general association establishment and acceptance policies of the AE.

4.2.2.2.1. General

The DICOM standard application context is specified below.

Table 34: DICOM Application Context

Description	Value
Application Context Name	1.2.840.10008.3.1.1.1

4.2.2.2.2. Number of Associations

The number of simultaneous associations that an Application Entity may support as an Initiator or Acceptor is specified here.

Table 35: Number of associations as an Association Initiator for this AE

Description	Value
Maximum number of simultaneous associations	Limited by system resource.

4.2.2.2.3. Asynchronous Nature

The implementation supports negotiation of multiple outstanding transactions, along with the maximum number of outstanding transactions supported.

Table 36: Asynchronous nature as an Association Initiator for this AE

Description	Value
Maximum number of outstanding asynchronous transactions	Not applicable

4.2.2.2.4. Implementation Identifying Information

The value supplied for Implementation Class UID and version name are documented here.

Table 37: DICOM Implementation Class and Version for Auto Export AE

Implementation Class UID	1.3.46.670589.58.2.2.0
Implementation Version Name	ISCV 2.2.0

4.2.2.2.5. Communication Failure Handling

The behavior of the AE during communication failure is summarized in the next table.

Table 38: Communication Failure Behavior

Exception	Behavior
ARTIM Timeout	The association closed and the reason is logged.

4.2.2.3. Association Initiation Policy

The Application Entity will respond on a received reject Association attempt as shown in next table.

Table 39: Association Rejection response

Result	Source	Reason/Diagnosis	Explanation
1 - rejected-permanent	1 - DICOM UL service-user	1 - no-reason-given	The user is informed. Details are logged in central log file.
		2 - application-context-name-not-supported	The user is informed. Details are logged in central log file.
		3 - calling-AE-title-not-recognized	The user is informed. Details are logged in central log file.

Result	Source	Reason/Diagnosis	Explanation
	2 - DICOM UL service-provider (ACSE related function)	7 - called-AE-title-not-recognized	The user is informed. Details are logged in central log file.
		1 - no-reason-given	The user is informed. Details are logged in central log file.
	3 - DICOM UL service-provider (Presentation related function)	2 - protocol-version-not-supported	The user is informed. Details are logged in central log file.
		1 - temporary-congestion	The user is informed. Details are logged in central log file.
		2 - local-limit-exceeded	The user is informed. Details are logged in central log file.
2 - rejected-transient	1 - DICOM UL service-user	1 - no-reason-given	The user is informed. Details are logged in central log file.
		2 - application-context-name-not-supported	The user is informed. Details are logged in central log file.
		3 - calling-AE-title-not-recognized	The user is informed. Details are logged in central log file.
		7 - called-AE-title-not-recognized	The user is informed. Details are logged in central log file.
	2 - DICOM UL service-provider (ACSE related function)	1 - no-reason-given	The user is informed. Details are logged in central log file.
		2 - protocol-version-not-supported	The user is informed. Details are logged in central log file.
	3 - DICOM UL service-provider (Presentation related function)	1 - temporary-congestion	The user is informed. Details are logged in central log file.
		2 - local-limit-exceeded	The user is informed. Details are logged in central log file.

The behavior of the AE on receiving an association abort is summarized in the next table.

Table 40: Association Abort Handling

Source	Reason/Diagnosis	Behavior
0 - DICOM UL service-user (initiated abort)	0 - reason-not-specified	When received, terminates the connection and logs the event.
2 - DICOM UL service-provider (initiated abort)	0 - reason-not-specified	When received, terminates the connection and logs the event.
	1 - unrecognized-PDU	When received, terminates the connection and logs the event.
	2 - unexpected-PDU	When received, terminates the connection and logs the event.
	4 - unrecognized-PDU-parameter	When received, terminates the connection and logs the event.
	5 - unexpected-PDU-parameter	When received, terminates the connection and logs the event.
	6 - invalid-PDU-parameter-value	When received, terminates the connection and logs the event.

4.2.2.3.1. (Real-World) Activity – Verification as SCU

4.2.2.3.1.1. Description and Sequencing of Activities

Auto Export AE initiates an association with the remote AE.

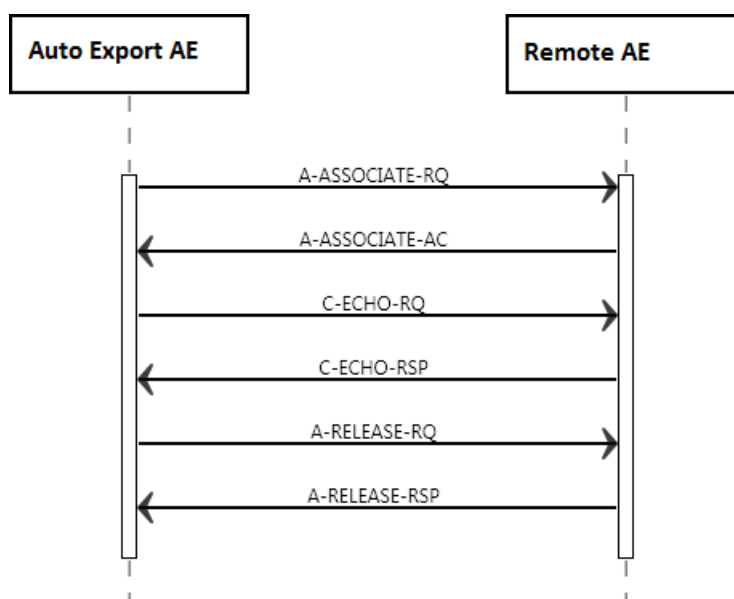


Figure 11: (Real World) Activity - Verification as SCU.

4.2.2.3.1.2. Proposed Presentation Contexts

Each time an association is initiated, the association initiator proposes a number of presentation contexts to be used on that association. The association will be closed immediately upon receiving the response. The presentation contexts proposed by DICOM Manager for (Real-World) Activity - Verification as SCU are defined in the following table.

Table 41: Proposed Presentation Contexts for (Real-World) Activity – Verification as SCU

Presentation Context Table					
Abstract Syntax		Transfer Syntax		Role	Extended Negotiation
Name	UID	Name List	UID List		
Verification SOP Class	1.2.840.10008.1.1	Explicit VR Big Endian	1.2.840.10008.1.2.2	SCU	None
		Explicit VR Little Endian	1.2.840.10008.1.2.1		
		Implicit VR Little Endian	1.2.840.10008.1.2		

4.2.2.3.1.3. SOP Specific Conformance for Verification SOP Class

This section and sub-section include the manufacturer SOP and Dataset specific information as well the status codes and their corresponding behavior.

4.2.2.3.1.3.1. Dataset Specific Conformance for Verification C-ECHO SCU

Detail regarding the Dataset Specific response behavior will be reported in this section.

This part of the section includes the dataset specific behavior, i.e. error codes, error and exception handling, time-outs, etc.

Table 42: Status Response

Service Status	Error Code	Further Meaning	Behavior
Success	0000	Success, Matching is complete	The SCU has successfully send C-ECHO.
Other than success	<xxxx>	Problems with sending the C-ECHO	The SCU failed to send the C-ECHO; user is notified. Logged

4.2.2.3.2. (Real-World) Activity – Image Export

4.2.2.3.2.1. Description and Sequencing of Activities

The (Real World) Activity - Image Export (Data Export) is explained here for a Normal flow of events:

1. IntelliSpace Cardiovascular sets up a connection with the target DICOM node and negotiates communications parameters. If the two parties cannot agree on transfer using the data format stored on the server, IntelliSpace Cardiovascular will negotiate an alternative DICOM transfer syntax and create a converted copy of the study data to be transferred.
2. Then IntelliSpace Cardiovascular transfers data (complete study or SC only) to the target DICOM node depending on configuration setting, IntelliSpace Cardiovascular auto forwards studies completely, or only new deltas such as photo files or new instances coming from an acquisition system.
3. Upon completion of this transfer, the connection is closed. Connection set up and connection release, and data transfer takes place according to the DICOM Store protocol defined as part of the DICOM 3.0 standard.

The next figure shows the image (instance) export functionality.

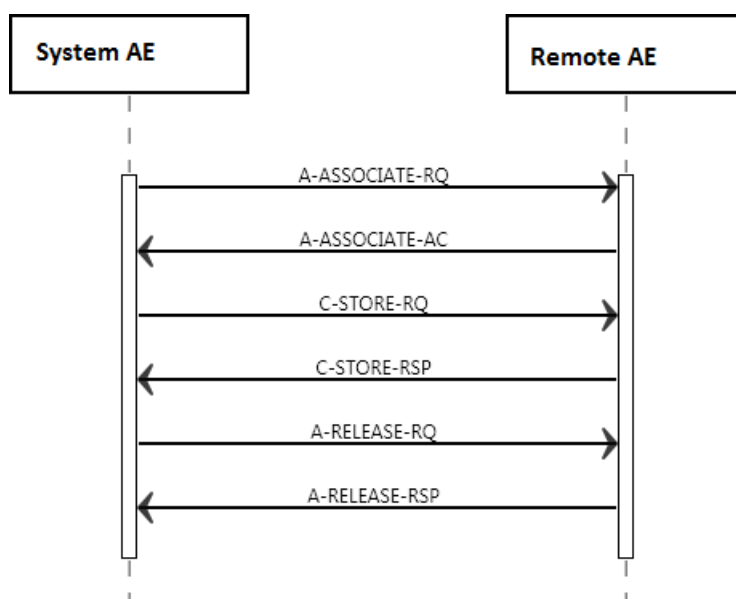


Figure 12: (Real World) Activity - Image Export (Data Export)

4.2.2.3.2.2. Proposed Presentation Contexts

The presentation contexts are defined in the next table.

Table 43: Proposed Presentation Contexts for (Real-World) Activity – Image Export

Presentation Context Table					
Abstract Syntax		Transfer Syntax		Role	Extended Negotiation
Name	UID	Name List	UID List		
Hardcopy Grayscale Image Storage (Retired)	1.2.840.10008.5.1.1.29	Explicit VR Big Endian	1.2.840.10008.1.2.2	SCU	None
		Explicit VR Little Endian	1.2.840.10008.1.2.1		
		Implicit VR Little Endian	1.2.840.10008.1.2		
Hardcopy Color Image Storage (Retired)	1.2.840.10008.5.1.1.30	Explicit VR Big Endian	1.2.840.10008.1.2.2	SCU	None
		Explicit VR Little Endian	1.2.840.10008.1.2.1		
		Implicit VR Little Endian	1.2.840.10008.1.2		

Presentation Context Table					
Abstract Syntax		Transfer Syntax		Role	Extended Negotiation
Name	UID	Name List	UID List		
Computed Radiography Image Storage SOP Class	1.2.840.10008.5.1.4.1.1.1	Explicit VR Big Endian	1.2.840.10008.1.2.2	SCU	None
		Explicit VR Little Endian	1.2.840.10008.1.2.1		
		Implicit VR Little Endian	1.2.840.10008.1.2		
Digital X-Ray Image Storage - For Pres. SOP	1.2.840.10008.5.1.4.1.1.1.1	Explicit VR Big Endian	1.2.840.10008.1.2.2	SCU	None
		Explicit VR Little Endian	1.2.840.10008.1.2.1		
		Implicit VR Little Endian	1.2.840.10008.1.2		
Digital X-Ray Image Storage - For Proc. SOP	1.2.840.10008.5.1.4.1.1.1.1.1	Explicit VR Big Endian	1.2.840.10008.1.2.2	SCU	None
		Explicit VR Little Endian	1.2.840.10008.1.2.1		
		Implicit VR Little Endian	1.2.840.10008.1.2		
Digital Mammography X-Ray Image Storage - Pres. SOP	1.2.840.10008.5.1.4.1.1.1.2	Explicit VR Big Endian	1.2.840.10008.1.2.2	SCU	None
		Explicit VR Little Endian	1.2.840.10008.1.2.1		
		Implicit VR Little Endian	1.2.840.10008.1.2		
Digital Mammography X-Ray Image Storage - Proc. SOP	1.2.840.10008.5.1.4.1.1.1.2.1	Explicit VR Big Endian	1.2.840.10008.1.2.2	SCU	None
		Explicit VR Little Endian	1.2.840.10008.1.2.1		
		Implicit VR Little Endian	1.2.840.10008.1.2		
Digital Intra-oral X-Ray Image Storage - Pres. SOP	1.2.840.10008.5.1.4.1.1.1.3	Explicit VR Big Endian	1.2.840.10008.1.2.2	SCU	None
		Explicit VR Little Endian	1.2.840.10008.1.2.1		
		Implicit VR Little Endian	1.2.840.10008.1.2		
Digital Intra-oral X-Ray Image Storage - Proc. SOP	1.2.840.10008.5.1.4.1.1.1.3.1	Explicit VR Big Endian	1.2.840.10008.1.2.2	SCU	None
		Explicit VR Little Endian	1.2.840.10008.1.2.1		
		Implicit VR Little Endian	1.2.840.10008.1.2		
Standalone Modality LUT Storage (Retired)	1.2.840.10008.5.1.4.1.1.10	Explicit VR Big Endian	1.2.840.10008.1.2.2	SCU	None
		Explicit VR Little Endian	1.2.840.10008.1.2.1		
		Implicit VR Little Endian	1.2.840.10008.1.2		
Encapsulated PDF Storage	1.2.840.10008.5.1.4.1.1.104.1	Explicit VR Big Endian	1.2.840.10008.1.2.2	SCU	None
		Explicit VR Little Endian	1.2.840.10008.1.2.1		
		Implicit VR Little Endian	1.2.840.10008.1.2		
Standalone VOI LUT Storage SOP Class (Retired)	1.2.840.10008.5.1.4.1.1.11	Explicit VR Big Endian	1.2.840.10008.1.2.2	SCU	None
		Explicit VR Little Endian	1.2.840.10008.1.2.1		
		Implicit VR Little Endian	1.2.840.10008.1.2		
Grayscale Softcopy Presentation State Storage SOP Class	1.2.840.10008.5.1.4.1.1.11.1	Explicit VR Big Endian	1.2.840.10008.1.2.2	SCU	None
		Explicit VR Little Endian	1.2.840.10008.1.2.1		
		Implicit VR Little Endian	1.2.840.10008.1.2		
X-Ray Angiographic Image Storage SOP Class	1.2.840.10008.5.1.4.1.1.12.1	Explicit VR Big Endian	1.2.840.10008.1.2.2	SCU	None
		Explicit VR Little Endian	1.2.840.10008.1.2.1		
		Implicit VR Little Endian	1.2.840.10008.1.2		
		JPEG Baseline (Process 1)	1.2.840.10008.1.2.4.50		
		JPEG Lossless, Non-Hierarchical, FOP (Process 14)	1.2.840.10008.1.2.4.70		
X-Ray Radiofluoroscopic Image	1.2.840.10008.5.1.4.1.1.12.2	Explicit VR Big Endian	1.2.840.10008.1.2.2	SCU	None

Presentation Context Table					
Abstract Syntax		Transfer Syntax		Role	Extended Negotiation
Name	UID	Name List	UID List		
Storage SOP Class		Explicit VR Little Endian	1.2.840.10008.1.2.1		
		Implicit VR Little Endian	1.2.840.10008.1.2		
X-Ray Angiographic Bi-Plane Image Storage SOP Class (Retired)	1.2.840.10008.5.1.4.1.1.12.3	Explicit VR Big Endian	1.2.840.10008.1.2.2	SCU	None
		Explicit VR Little Endian	1.2.840.10008.1.2.1		
		Implicit VR Little Endian	1.2.840.10008.1.2		
		JPEG Baseline (Process 1)	1.2.840.10008.1.2.4.50		
		JPEG Lossless, Non-Hierarchical, FOP (Process 14)	1.2.840.10008.1.2.4.70		
Positron Emission Tomography Image Storage SOP Class	1.2.840.10008.5.1.4.1.1.128	Explicit VR Big Endian	1.2.840.10008.1.2.2	SCU	None
		Explicit VR Little Endian	1.2.840.10008.1.2.1		
		Implicit VR Little Endian	1.2.840.10008.1.2		
Standalone PET Curve Storage SOP Class (Retired)	1.2.840.10008.5.1.4.1.1.129	Explicit VR Big Endian	1.2.840.10008.1.2.2	SCU	None
		Explicit VR Little Endian	1.2.840.10008.1.2.1		
		Implicit VR Little Endian	1.2.840.10008.1.2		
Nuclear Medicine Image Storage SOP Class	1.2.840.10008.5.1.4.1.1.120	Explicit VR Big Endian	1.2.840.10008.1.2.2	SCU	None
		Explicit VR Little Endian	1.2.840.10008.1.2.1		
		Implicit VR Little Endian	1.2.840.10008.1.2		
Ultrasound Multi-frame Image Storage (Retired)	1.2.840.10008.5.1.4.1.1.1.3	Explicit VR Big Endian	1.2.840.10008.1.2.2	SCU	None
		Explicit VR Little Endian	1.2.840.10008.1.2.1		
		Implicit VR Little Endian	1.2.840.10008.1.2		
		JPEG Baseline (Process 1)	1.2.840.10008.1.2.4.50		
		RLE Lossless	1.2.840.10008.1.2.5		
		JPEG Lossless, Non-Hierarchical, FOP (Process 14)	1.2.840.10008.1.2.4.70		
Ultrasound Multi-frame Image Storage SOP Class	1.2.840.10008.5.1.4.1.1.3.1	Explicit VR Big Endian	1.2.840.10008.1.2.2	SCU	None
		Explicit VR Little Endian	1.2.840.10008.1.2.1		
		Implicit VR Little Endian	1.2.840.10008.1.2		
		JPEG Baseline (Process 1)	1.2.840.10008.1.2.4.50		
		RLE Lossless	1.2.840.10008.1.2.5		
		JPEG Lossless, Non-Hierarchical, FOP (Process 14)	1.2.840.10008.1.2.4.70		
MR Image Storage SOP Class	1.2.840.10008.5.1.4.1.1.4	Explicit VR Big Endian	1.2.840.10008.1.2.2	SCU	None
		Explicit VR Little Endian	1.2.840.10008.1.2.1		
		Implicit VR Little Endian	1.2.840.10008.1.2		
RT Image Storage SOP Class	1.2.840.10008.5.1.4.1.1.481.1	Explicit VR Big Endian	1.2.840.10008.1.2.2	SCU	None
		Explicit VR Little Endian	1.2.840.10008.1.2.1		
		Implicit VR Little Endian	1.2.840.10008.1.2		
RT Dose Storage SOP Class	1.2.840.10008.5.1.4.1.1.481.2	Explicit VR Big Endian	1.2.840.10008.1.2.2	SCU	None
		Explicit VR Little Endian	1.2.840.10008.1.2.1		

Presentation Context Table					
Abstract Syntax		Transfer Syntax		Role	Extended Negotiation
Name	UID	Name List	UID List		
RT Structure Set Storage SOP Class	1.2.840.10008.5.1.4.1.1.481.3	Implicit VR Little Endian	1.2.840.10008.1.2	SCU	None
		Explicit VR Big Endian	1.2.840.10008.1.2.2		
		Explicit VR Little Endian	1.2.840.10008.1.2.1		
		Implicit VR Little Endian	1.2.840.10008.1.2		
Ultrasound Image Storage (Retired)	1.2.840.10008.5.1.4.1.1.6	Explicit VR Big Endian	1.2.840.10008.1.2.2	SCU	None
		Explicit VR Little Endian	1.2.840.10008.1.2.1		
		Implicit VR Little Endian	1.2.840.10008.1.2		
		JPEG Baseline (Process 1)	1.2.840.10008.1.2.4.50		
		RLE Lossless	1.2.840.10008.1.2.5		
		JPEG Lossless, Non-Hierarchical, FOP (Process 14)	1.2.840.10008.1.2.4.70		
Ultrasound Image Storage SOP Class	1.2.840.10008.5.1.4.1.1.6.1	Explicit VR Big Endian	1.2.840.10008.1.2.2	SCU	None
		Explicit VR Little Endian	1.2.840.10008.1.2.1		
		Implicit VR Little Endian	1.2.840.10008.1.2		
		JPEG Baseline (Process 1)	1.2.840.10008.1.2.4.50		
		RLE Lossless	1.2.840.10008.1.2.5		
		JPEG Lossless, Non-Hierarchical, FOP (Process 14)	1.2.840.10008.1.2.4.70		
Raw Data Storage SOP Class	1.2.840.10008.5.1.4.1.1.66	Explicit VR Big Endian	1.2.840.10008.1.2.2	SCU	None
		Explicit VR Little Endian	1.2.840.10008.1.2.1		
		Implicit VR Little Endian	1.2.840.10008.1.2		
Secondary Capture Image Storage SOP Class	1.2.840.10008.5.1.4.1.1.7	Explicit VR Big Endian	1.2.840.10008.1.2.2	SCU	None
		Explicit VR Little Endian	1.2.840.10008.1.2.1		
		Implicit VR Little Endian	1.2.840.10008.1.2		
		JPEG Baseline (Process 1)	1.2.840.10008.1.2.4.50		
		JPEG Lossless, Non-Hierarchical, FOP (Process 14)	1.2.840.10008.1.2.4.70		
Multi-frame Single Bit Secondary Capture Image Storage SOP Class	1.2.840.10008.5.1.4.1.1.7.1	JPEG Baseline (Process 1)	1.2.840.10008.1.2.4.50	SCU	None
		JPEG Lossless, Non-Hierarchical, FOP (Process 14)	1.2.840.10008.1.2.4.70		
		Explicit VR Big Endian	1.2.840.10008.1.2.2		
		Explicit VR Little Endian	1.2.840.10008.1.2.1		
		Implicit VR Little Endian	1.2.840.10008.1.2		
Multi-frame Grayscale Byte SC Image Storage SOP Class	1.2.840.10008.5.1.4.1.1.7.2	JPEG Baseline (Process 1)	1.2.840.10008.1.2.4.50	SCU	None
		JPEG Lossless, Non-Hierarchical, FOP (Process 14)	1.2.840.10008.1.2.4.70		
		Explicit VR Big Endian	1.2.840.10008.1.2.2		
		Explicit VR Little Endian	1.2.840.10008.1.2.1		

Presentation Context Table					
Abstract Syntax		Transfer Syntax		Role	Extended Negotiation
Name	UID	Name List	UID List		
Multi-frame Grayscale Word SC Image Storage SOP Class	1.2.840.10008.5.1.4.1.1.7.3	Implicit VR Little Endian	1.2.840.10008.1.2	SCU	None
		JPEG Baseline (Process 1)	1.2.840.10008.1.2.4.50		
		JPEG Lossless, Non-Hierarchical, FOP (Process 14)	1.2.840.10008.1.2.4.70		
		Explicit VR Big Endian	1.2.840.10008.1.2.2		
		Explicit VR Little Endian	1.2.840.10008.1.2.1		
		Implicit VR Little Endian	1.2.840.10008.1.2		
Multi-frame True Color Secondary Capture Image Storage	1.2.840.10008.5.1.4.1.1.7.4	JPEG Baseline (Process 1)	1.2.840.10008.1.2.4.50	SCU	None
		JPEG Lossless, Non-Hierarchical, FOP (Process 14)	1.2.840.10008.1.2.4.70		
		Explicit VR Big Endian	1.2.840.10008.1.2.2		
		Explicit VR Little Endian	1.2.840.10008.1.2.1		
		Implicit VR Little Endian	1.2.840.10008.1.2		
Standalone Overlay Storage SOP Class (Retired)	1.2.840.10008.5.1.4.1.1.8	Explicit VR Big Endian	1.2.840.10008.1.2.2	SCU	None
		Explicit VR Little Endian	1.2.840.10008.1.2.1		
		Implicit VR Little Endian	1.2.840.10008.1.2		
Basic Text SR SOP Class	1.2.840.10008.5.1.4.1.1.88.11	Explicit VR Big Endian	1.2.840.10008.1.2.2	SCU	None
		Explicit VR Little Endian	1.2.840.10008.1.2.1		
		Implicit VR Little Endian	1.2.840.10008.1.2		
Enhanced SR SOP Class	1.2.840.10008.5.1.4.1.1.88.22	Explicit VR Big Endian	1.2.840.10008.1.2.2	SCU	None
		Explicit VR Little Endian	1.2.840.10008.1.2.1		
		Implicit VR Little Endian	1.2.840.10008.1.2		
Detail SR Storage - Trial (Retired)	1.2.840.10008.5.1.4.1.1.88.3	Explicit VR Big Endian	1.2.840.10008.1.2.2	SCU	None
		Explicit VR Little Endian	1.2.840.10008.1.2.1		
		Implicit VR Little Endian	1.2.840.10008.1.2		
Comprehensive SR SOP Class	1.2.840.10008.5.1.4.1.1.88.33	Explicit VR Big Endian	1.2.840.10008.1.2.2	SCU	None
		Explicit VR Little Endian	1.2.840.10008.1.2.1		
		Implicit VR Little Endian	1.2.840.10008.1.2		
X-Ray Radiation Dose SR SOP Class	1.2.840.10008.5.1.4.1.1.88.67	Explicit VR Big Endian	1.2.840.10008.1.2.2	SCU	SCU
		Explicit VR Little Endian	1.2.840.10008.1.2.1		
		Implicit VR Little Endian	1.2.840.10008.1.2		
Standalone Curve Storage SOP Class (Retired)	1.2.840.10008.5.1.4.1.1.9	Explicit VR Big Endian	1.2.840.10008.1.2.2	SCU	None
		Explicit VR Little Endian	1.2.840.10008.1.2.1		
		Implicit VR Little Endian	1.2.840.10008.1.2		
General ECG Waveform Storage SOP Class	1.2.840.10008.5.1.4.1.1.9.1.2	Explicit VR Big Endian	1.2.840.10008.1.2.2	SCU	None
		Explicit VR Little Endian	1.2.840.10008.1.2.1		
		Implicit VR Little Endian	1.2.840.10008.1.2		
Standard Hemodynamic Waveform Storage SOP Class	1.2.840.10008.5.1.4.1.1.9.2.1	Explicit VR Big Endian	1.2.840.10008.1.2.2	SCU	None
		Explicit VR Little Endian	1.2.840.10008.1.2.1		
		Implicit VR Little Endian	1.2.840.10008.1.2		

Presentation Context Table					
Abstract Syntax		Transfer Syntax		Role	Extended Negotiation
Name	UID	Name List	UID List		
Procedure Log Storage SOP Class	1.2.840.10008.5.1.4.1.1.88.40	Explicit VR Big Endian	1.2.840.10008.1.2.2	SCU	None
		Explicit VR Little Endian	1.2.840.10008.1.2.1		
		Implicit VR Little Endian	1.2.840.10008.1.2		
Key Object Selection Document Storage SOP Class	1.2.840.10008.5.1.4.1.1.88.59	Explicit VR Big Endian	1.2.840.10008.1.2.2	SCU	None
		Explicit VR Little Endian	1.2.840.10008.1.2.1		
		Implicit VR Little Endian	1.2.840.10008.1.2		
Philips Private X-Ray Image Storage	1.3.46.670589.2.3.1.1	Explicit VR Big Endian	1.2.840.10008.1.2.2	SCU	None
		Explicit VR Little Endian	1.2.840.10008.1.2.1		
		Implicit VR Little Endian	1.2.840.10008.1.2		
Philips Private Reconstructed X-ray Storage	1.3.46.670589.2.4.1.1	Explicit VR Big Endian	1.2.840.10008.1.2.2	SCU	None
		Explicit VR Little Endian	1.2.840.10008.1.2.1		
		Implicit VR Little Endian	1.2.840.10008.1.2		
Philips Private iE33 3D NEO Presentation State Subpage Storage	1.3.46.670589.2.5.1.1	Explicit VR Big Endian	1.2.840.10008.1.2.2	SCU	None
		Explicit VR Little Endian	1.2.840.10008.1.2.1		
		Implicit VR Little Endian	1.2.840.10008.1.2		
Philips Private ViewForum 3D Volume New Storage	1.3.46.670589.5.0.1.1	Explicit VR Big Endian	1.2.840.10008.1.2.2	SCU	None
		Explicit VR Little Endian	1.2.840.10008.1.2.1		
		Implicit VR Little Endian	1.2.840.10008.1.2		
Philips Private ViewForum MR Synthetic Image Storage	1.3.46.670589.5.0.10	Explicit VR Big Endian	1.2.840.10008.1.2.2	SCU	None
		Explicit VR Little Endian	1.2.840.10008.1.2.1		
		Implicit VR Little Endian	1.2.840.10008.1.2		
Philips Private ViewForum MR Cardio Analysis New Storage	1.3.46.670589.5.0.11.1	Explicit VR Big Endian	1.2.840.10008.1.2.2	SCU	None
		Explicit VR Little Endian	1.2.840.10008.1.2.1		
		Implicit VR Little Endian	1.2.840.10008.1.2		
Philips Private ViewForum CX Synthetic Image Storage	1.3.46.670589.5.0.12	Explicit VR Big Endian	1.2.840.10008.1.2.2	SCU	None
		Explicit VR Little Endian	1.2.840.10008.1.2.1		
		Implicit VR Little Endian	1.2.840.10008.1.2		
Philips Private ViewForum Perfusion Storage	1.3.46.670589.5.0.13	Explicit VR Big Endian	1.2.840.10008.1.2.2	SCU	None
		Explicit VR Little Endian	1.2.840.10008.1.2.1		
		Implicit VR Little Endian	1.2.840.10008.1.2		
Philips Private ViewForum Perfusion Analysis Storage	1.3.46.670589.5.0.14	Explicit VR Big Endian	1.2.840.10008.1.2.2	SCU	None
		Explicit VR Little Endian	1.2.840.10008.1.2.1		
		Implicit VR Little Endian	1.2.840.10008.1.2		
Philips Private ViewForum 3D Volume Object New Storage	1.3.46.670589.5.0.2.1	Explicit VR Big Endian	1.2.840.10008.1.2.2	SCU	None
		Explicit VR Little Endian	1.2.840.10008.1.2.1		
		Implicit VR Little Endian	1.2.840.10008.1.2		
Philips Private ViewForum Surface New Storage	1.3.46.670589.5.0.3.1	Explicit VR Big Endian	1.2.840.10008.1.2.2	SCU	None
		Explicit VR Little Endian	1.2.840.10008.1.2.1		
		Implicit VR Little Endian	1.2.840.10008.1.2		
Philips Private ViewForum MR Cardio New Storage	1.3.46.670589.5.0.8.1	Explicit VR Big Endian	1.2.840.10008.1.2.2	SCU	None
		Explicit VR Little Endian	1.2.840.10008.1.2.1		

Presentation Context Table					
Abstract Syntax		Transfer Syntax		Role	Extended Negotiation
Name	UID	Name List	UID List		
Philips Private ViewForum CT Synthetic Image Storage	1.3.46.670589.5.0.9	Implicit VR Little Endian	1.2.840.10008.1.2	SCU	None
		Explicit VR Big Endian	1.2.840.10008.1.2.2		
		Explicit VR Little Endian	1.2.840.10008.1.2.1		
		Implicit VR Little Endian	1.2.840.10008.1.2		

4.2.2.3.2.3. SOP Specific Conformance for Storage SOP Classes

This section and sub-section include the manufacturer SOP and Dataset specific information as well the status codes and their corresponding behavior.

4.2.2.3.2.3.1. Dataset Specific Conformance for C-STORE-RQ

Detail regarding the Dataset Specific response behavior will be reported in this section.

This includes the dataset specific behavior, i.e. error codes, error and exception handling, time-outs, etc.

Table 44: DICOM command response status handling behavior

Service Status	Error Code	Further Meaning	Behavior
Success	0000	Successful stored	Log; Continue.
Refused	A700	Refused – Out of resources	Log; Release association; Release application; Retry to send the images.
Failure	0110	Error – Processing failure	Log; Release association; Release application; Retry to send the images
	A900	Error – Data set does not match SOP class	Log; Release association; Release application; Retry to send the images
	C000	Error – Cannot understand	Log; Release association; Release application; Retry to send the images
Warning	B000	Coercion of Data Elements	Log; Continue
	B007	Data Set does not match SOP Class	Log; Continue
	B006	Elements Discarded	Log; Continue

Exceptions:

IntelliSpace Cardiovascular always retry in case of errors for 15 times, with an interval of 2^n , before aborting the connection in the following cases:

1. If, after setting up the connection, no data can be sent to the external node for 60 seconds, IntelliSpace Cardiovascular aborts the connection.
2. If an error occurs on IntelliSpace Cardiovascular while setting up the connection, IntelliSpace Cardiovascular aborts the connection.
3. If an error occurs on the target node while setting up the connection. If the retries are unsuccessful, the system will mark the data for later.
4. If an error occurs on IntelliSpace Cardiovascular during the instance conversion or the instance transfer, IntelliSpace Cardiovascular will abort the auto forward process. A final error will be reported.
5. If an error occurs on the target node during data transfer, results the connection to be aborted IntelliSpace Cardiovascular will report this error.
6. An error or warning concerning data transfer is received from the target node during data transfer. If it is related to the data being send, IntelliSpace Cardiovascular tries to correct the cause of the error (e.g. by redoing the conversion). All information available on the error or warning will be reported.
7. Only the DICOM instances of the services where both parties agreed upon are forwarded, this will be reported.

During the DICOM based auto-forward, the transfer negotiations may indicate that the original format of the data is not accepted by the target node. In such cases, the DICOM ARCHIVE server will try to apply one of the transfer syntax conversions indicated by '+', in order to get to transfer syntax that is supported by the external system.

Next table gives an overview of the supported Transfer Syntax conversions from SCU to SCP.

Source Syntax	Destination Syntax		
	ILE	ELE	EBE
ILE	-	+	+
ELE	+	-	+
EBE	+	+	-
JPEG Baseline	-	-	-
JPEG Lossless FOP Non-Hierarchical 14	+	+	+
RLE	+	+	+

Figure 13: Transfer Syntax Conversion from SCU to SCP.

The list of updated patient and study attributes are mentioned in the tables below.

Table 45: List of updated Patient Attributes

Attribute	DICOM Tag
Last Name	Part of (0010,0010)
First name	Part of (0010,0010)
Middle name	Part of (0010,0010)
Date of birth	(0010,0030)
Sex	(0010,0040)
Issuer of Patient ID	(0010,0021)
MRN	(0010,0020)
Alternate ID#	(0010,1000)
Title	Part of (0010,0010)
Honorific	Part of (0010,0010)
Address 1	Part of (0010,1040)
Address 2 (if Address1 is empty)	Part of (0010,1040)
City	Part of (0010,1040)
State/Province	(0010,2152)
Postal code	Part of (0010,1040)
Country	(0010,2160)
Race	Part of (0010,2154)
Home phone	Part of (0010,2154)
Business phone	Part of (0010,2154)
Mobile phone	

Table 46: List of updated Study Attributes

Attribute	DICOM Tag
Study Description	(0008,1030)
Accession Number	(0008,0050)
Body Part	(0018,0015)
Protocol Name	(0018,1030)
Admitting Diagnoses Description	(0008,1080)

Attribute	DICOM Tag
Performed By	(0008,1050)
Reading Physician	(0008,1060)
Ordering Physician	(0032,1032)
Reviewer	(300E,0008)
Referring Physician	(0008,0090)
Institution Department Name	(0008,1040)
Station Name	(0008,1010)
Study Comments	(0032,4000)

The possible Communication Failures are given in the following table:

Table 47: DICOM Command Communication Failure Behavior

Exception	Behavior
Timeout	The association is closed and the reason is logged.
Association aborted	The association is closed and the reason is logged.

4.2.2.4. Association Acceptance Policy

Not applicable, Auto Export AE does not accept any associations.

4.2.3. Image Import AE

Detail of this specific Application Entity is specified in this section.

4.2.3.1. SOP Classes

The Image Import AE is used for importing DICOM Instances (images, objects) from remote system into IntelliSpace Cardiovascular Server. The Image Import AE makes use of the following DICOM functions:

- Verification as SCP, which uses C-ECHO service element.
- Storage as SCP, which uses C-STORE as service element.
- Storage Commitment as SCP, which uses N-ACTION and N-EVENT-REPORT service elements.

The separate AE's need to be configured for Storage and Storage Commitment functionalities.

This Application Entity provides Standard Conformance to the following SOP Classes.

Table 48: SOP Classes for Image Import AE

SOP Class Name	SOP Class UID	SCU	SCP
Verification SOP Class	1.2.840.10008.1.1	No	Yes
Storage Commitment Push Model SOP Class	1.2.840.10008.1.20.1	No	Yes
Hardcopy Grayscale Image Storage (Retired)	1.2.840.10008.5.1.1.29	No	Yes
Hardcopy Color Image Storage (Retired)	1.2.840.10008.5.1.1.30	No	Yes
Computed Radiography Image Storage SOP Class	1.2.840.10008.5.1.4.1.1.1	No	Yes
Digital X-Ray Image Storage - For Pres. SOP	1.2.840.10008.5.1.4.1.1.1.1	No	Yes
Digital X-Ray Image Storage - For Proc. SOP	1.2.840.10008.5.1.4.1.1.1.1.1	No	Yes
Digital Mammography X-Ray Image Storage - Pres. SOP	1.2.840.10008.5.1.4.1.1.1.2	No	Yes
Digital Mammography X-Ray Image Storage - Proc. SOP	1.2.840.10008.5.1.4.1.1.1.2.1	No	Yes
Digital Intra-oral X-Ray Image Storage - Pres. SOP	1.2.840.10008.5.1.4.1.1.1.3	No	Yes
Digital Intra-oral X-Ray Image Storage - Proc. SOP	1.2.840.10008.5.1.4.1.1.1.3.1	No	Yes
Standalone Modality LUT Storage (Retired)	1.2.840.10008.5.1.4.1.1.10	No	Yes
Encapsulated PDF Storage	1.2.840.10008.5.1.4.1.1.104.1	No	Yes
Standalone VOI LUT Storage SOP Class (Retired)	1.2.840.10008.5.1.4.1.1.11	No	Yes
Grayscale Softcopy Presentation State Storage SOP Class	1.2.840.10008.5.1.4.1.1.11.1	No	Yes
X-Ray Angiographic Image Storage SOP Class	1.2.840.10008.5.1.4.1.1.12.1	No	Yes
X-Ray Radiofluoroscopic Image Storage SOP Class	1.2.840.10008.5.1.4.1.1.12.2	No	Yes
X-Ray Angiographic Bi-Plane Image Storage SOP Class (Retired)	1.2.840.10008.5.1.4.1.1.12.3	No	Yes
Positron Emission Tomography Image Storage SOP Class	1.2.840.10008.5.1.4.1.1.128	No	Yes
Standalone PET Curve Storage SOP Class (Retired)	1.2.840.10008.5.1.4.1.1.129	No	Yes
CT Image Storage SOP Class	1.2.840.10008.5.1.4.1.1.2	No	Yes
Nuclear Medicine Image Storage SOP Class	1.2.840.10008.5.1.4.1.1.20	No	Yes
Ultrasound Multi-frame Image Storage (Retired)	1.2.840.10008.5.1.4.1.1.3	No	Yes
Ultrasound Multi-frame Image Storage SOP Class	1.2.840.10008.5.1.4.1.1.3.1	No	Yes
MR Image Storage SOP Class	1.2.840.10008.5.1.4.1.1.4	No	Yes
RT Image Storage SOP Class	1.2.840.10008.5.1.4.1.1.481.1	No	Yes
RT Dose Storage SOP Class	1.2.840.10008.5.1.4.1.1.481.2	No	Yes
RT Structure Set Storage SOP Class	1.2.840.10008.5.1.4.1.1.481.3	No	Yes
RT Plan Storage SOP Class	1.2.840.10008.5.1.4.1.1.481.5	No	Yes

SOP Class Name	SOP Class UID	SCU	SCP
Ultrasound Image Storage (Retired)	1.2.840.10008.5.1.4.1.1.6	No	Yes
Ultrasound Image Storage SOP Class	1.2.840.10008.5.1.4.1.1.6.1	No	Yes
Raw Data Storage SOP Class	1.2.840.10008.5.1.4.1.1.66	No	Yes
Secondary Capture Image Storage SOP Class	1.2.840.10008.5.1.4.1.1.7	No	Yes
Multi-frame Single Bit Secondary Capture Image Storage SOP Class	1.2.840.10008.5.1.4.1.1.7.1	No	Yes
Multi-frame Grayscale Byte SC Image Storage SOP Class	1.2.840.10008.5.1.4.1.1.7.2	No	Yes
Multi-frame Grayscale Word SC Image Storage SOP Class	1.2.840.10008.5.1.4.1.1.7.3	No	Yes
Multi-frame True Color Secondary Capture Image Storage	1.2.840.10008.5.1.4.1.1.7.4	No	Yes
Standalone Overlay Storage SOP Class (Retired)	1.2.840.10008.5.1.4.1.1.8	No	Yes
Basic Text SR SOP Class	1.2.840.10008.5.1.4.1.1.88.11	No	Yes
Enhanced SR SOP Class	1.2.840.10008.5.1.4.1.1.88.22	No	Yes
Detail SR Storage - Trial (Retired)	1.2.840.10008.5.1.4.1.1.88.3	No	Yes
Comprehensive SR SOP Class	1.2.840.10008.5.1.4.1.1.88.33	No	Yes
X-Ray Radiation Dose SR SOP Class	1.2.840.10008.5.1.4.1.1.88.67	No	Yes
Standalone Curve Storage SOP Class (Retired)	1.2.840.10008.5.1.4.1.1.9	No	Yes
General ECG Waveform Storage SOP Class	1.2.840.10008.5.1.4.1.1.9.1.2	No	Yes
Standard Hemodynamic Waveform Storage SOP Class	1.2.840.10008.5.1.4.1.1.9.2.1	No	Yes
Procedure Log Storage SOP Class	1.2.840.10008.5.1.4.1.1.88.40	No	Yes
Key Object Selection Document Storage SOP Class	1.2.840.10008.5.1.4.1.1.88.59	No	Yes
Philips Private X-Ray Image Storage	1.3.46.670589.2.3.1.1	No	Yes
Philips Private Reconstructed X-ray Storage	1.3.46.670589.2.4.1.1	No	Yes
Philips Private iE33 3D NEO Presentation State Subpage Storage	1.3.46.670589.2.5.1.1	No	Yes
Philips Private ViewForum 3D Volume New Storage	1.3.46.670589.5.0.1.1	No	Yes
Philips Private ViewForum MR Synthetic Image Storage	1.3.46.670589.5.0.10	No	Yes
Philips Private ViewForum MR Cardio Analysis New Storage	1.3.46.670589.5.0.11.1	No	Yes
Philips Private ViewForum CX Synthetic Image Storage	1.3.46.670589.5.0.12	No	Yes
Philips Private ViewForum Perfusion Storage	1.3.46.670589.5.0.13	No	Yes
Philips Private ViewForum Perfusion Analysis Storage	1.3.46.670589.5.0.14	No	Yes
Philips Private ViewForum 3D Volume Object New Storage	1.3.46.670589.5.0.2.1	No	Yes
Philips Private ViewForum Surface New Storage	1.3.46.670589.5.0.3.1	No	Yes
Philips Private ViewForum MR Cardio New Storage	1.3.46.670589.5.0.8.1	No	Yes
Philips Private ViewForum CT Synthetic Image Storage	1.3.46.670589.5.0.9	No	Yes

Note: Any SOP specific behavior is documented later in the conformance statement in the applicable SOP specific conformance section.

4.2.3.2. Association Policies

Each AE specification contains a description of the general association establishment and acceptance policies of the AE.

4.2.3.2.1. General

The DICOM standard application context is specified below.

Table 49: DICOM Application Context

Description	Value
Application Context Name	1.2.840.10008.3.1.1.1

4.2.3.2.2. Number of Associations

The number of simultaneous associations that an Application Entity may support as an Initiator or Acceptor is specified here.

Table 50: Number of associations as an Association Acceptor for this AE

Description	Value
Maximum number of simultaneous associations	Limit of system resources.

4.2.3.2.3. Asynchronous Nature

The implementation supports negotiation of multiple outstanding transactions, along with the maximum number of outstanding transactions supported.

Table 51: Asynchronous nature as an Association Initiator for this AE

Description	Value
Maximum number of outstanding asynchronous transactions	Not applicable.

4.2.3.2.4. Implementation Identifying Information

The value supplied for Implementation Class UID and version name are documented here.

Table 52: DICOM Implementation Class and Version for Image Import AE

Implementation Class UID	1.3.46.670589.58.2.2.0
Implementation Version Name	ISCV 2.2.0

4.2.3.2.5. Communication Failure Handling

The behavior of the AE during communication failure is summarized in the next table.

Table 53: Communication Failure Behavior

Exception	Behavior
ARTIM Timeout	The association is released and the reason is logged.

4.2.3.3. Association Initiation Policy

Not applicable, Image Import AE does not initiate any associations.

4.2.3.4. Association Acceptance Policy

The Application Entity may reject Association attempts as shown in the table below.

Table 54: Association Reject Reasons

Result	Source	Reason/Diagnosis	Behavior
1 - rejected permanent	1 - DICOM UL service-user	1 - no-reason-given	The user is informed. Details are logged in central log file.
		2 - application-context-name-not-supported	The user is informed. Details are logged in central log file.
		3 - calling-AE-title-not-recognized	The user is informed. Details are logged in central log file.
		7 - called-AE-title-not-recognized	The user is informed. Details are logged in central log file.
	2 - DICOM UL service provider (ACSE related function)	1 - no-reason-given	The user is informed. Details are logged in central log file.
		2 - protocol-version-not-supported	The user is informed. Details are logged in central log file.
	3 - DICOM UL service provider (Presentation related function)	1 - temporary-congestion	The user is informed. Details are logged in central log file.
		2 - local-limit-exceeded	The user is informed. Details are logged in central log file.
2 - rejected-transient	1 - DICOM UL service-user	1 - no-reason-given	The user is informed. Details are logged in central log file.
		2 - application-context-name-not-supported	The user is informed. Details are logged in central log file.
		3 - calling-AE-title-not-recognized	The user is informed. Details are logged in central log file.
		7 - called-AE-title-not-recognized	The user is informed. Details are logged in central log file.
	2 - DICOM UL service provider (ACSE related function)	1 - no-reason-given	The user is informed. Details are logged in central log file.
		2 - protocol-version-not-supported	The user is informed. Details are logged in central log file.
	3 - DICOM UL service provider (Presentation related function)	1 - temporary-congestion	The user is informed. Details are logged in central log file.
		2 - local-limit-exceeded	The user is informed. Details are logged in central log file.

The behavior of the AE for sending an association abort is summarized in next table.

Table 55: Association Abort Policies

Source	Reason/Diagnosis	Behavior
0 - DICOM UL service-user (initiated abort)	0 - reason-not-specified	Notifies Remote AE, terminates the connection and logs the event.
2 - DICOM UL service-provider (initiated abort)	0 - reason-not-specified	Notifies Remote AE, terminates the connection and logs the event
	1 - unrecognized-PDU	Notifies Remote AE, terminates the connection and logs the event
	2 - unexpected-PDU	Notifies Remote AE, terminates the connection and logs the event
	4 - unrecognized-PDU parameter	Notifies Remote AE, terminates the connection and logs the event

Source	Reason/Diagnosis	Behavior
	5 - unexpected-PDU parameter	Notifies Remote AE, terminates the connection and logs the event
	6 - invalid-PDU-parameter value	Notifies Remote AE, terminates the connection and logs the event

4.2.3.4.1. (Real-World) Activity – Verification as SCP

4.2.3.4.1.1. Description and Sequencing of Activities

The Import Image AE accepts associations from systems that wish to verify application level communication using the C-ECHO command.

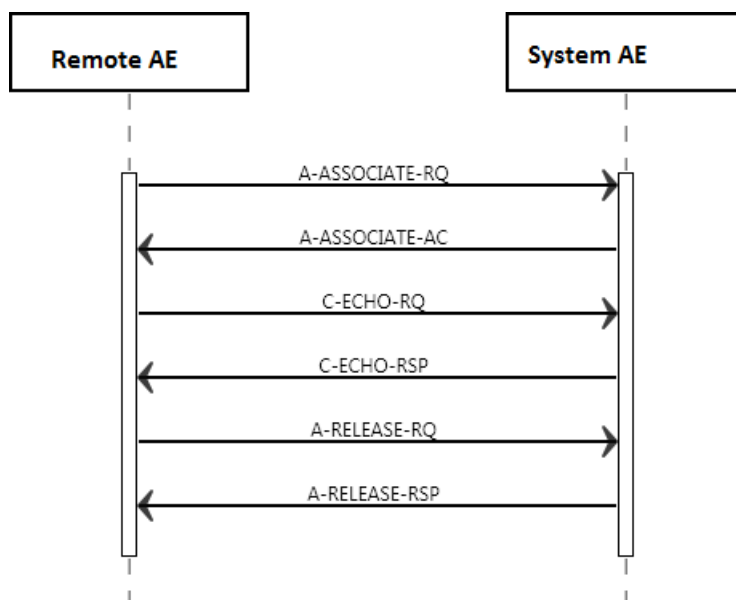


Figure 14: (Real World) Activity - Verification as SCP

4.2.3.4.1.2. Accepted Presentation Contexts

The presentation contexts are defined in the next table.

Table 56: Acceptable Presentation Contexts for (Real-World) Activity – Verification as SCP

Presentation Context Table					
Abstract Syntax		Transfer Syntax		Role	Extended Negotiation
Name	UID	Name List	UID List		
Verification SOP Class	1.2.840.10008.1.1	Explicit VR Big Endian	1.2.840.10008.1.2.2	SCP	None
		Explicit VR Little Endian	1.2.840.10008.1.2.1		
		Implicit VR Little Endian	1.2.840.10008.1.2		

The Import Image AE accepts all contexts in the intersection of the proposed and acceptable Presentation Context. This means that the Import Image AE will accept multiple proposed Presentation Contexts with the same SOP Class but different Transfer Syntaxes, so there will be no checks for duplicate Presentation Contexts.

4.2.3.4.1.3. SOP Specific Conformance for Verification SOP Class

This section and sub-section include the manufacturer SOP and Dataset specific information as well the status codes and their corresponding behavior.

4.2.3.4.1.3.1. Dataset Specific Conformance for Verification C-ECHO SCP

The DICOM command communication behavior is shown in the following table. The standard as well as the specific status codes and their corresponding behavior are also specified.

Table 57: Status Response

Service Status	Error Code	Further Meaning	Behavior
Success	0000	Confirmation	Message in log file.

4.2.3.4.2. (Real-World) Activity – Image Import

4.2.3.4.2.1. Description and Sequencing of Activities

A remote system can sets up an association with IntelliSpace Cardiovascular. If IntelliSpace Cardiovascular has not reached already the maximum number of associations, IntelliSpace Cardiovascular will communicate with each remote system. If suitable, IntelliSpace Cardiovascular will accept the association with a preferred presentation context. Then the remote system may transfer its instance data to IntelliSpace Cardiovascular. When the complete instance has been received, IntelliSpace Cardiovascular will send a C-STORE response to notify the remote system that the transfer is completed successfully and the remote system may release the association. Next figure shows the Image Import functionality.

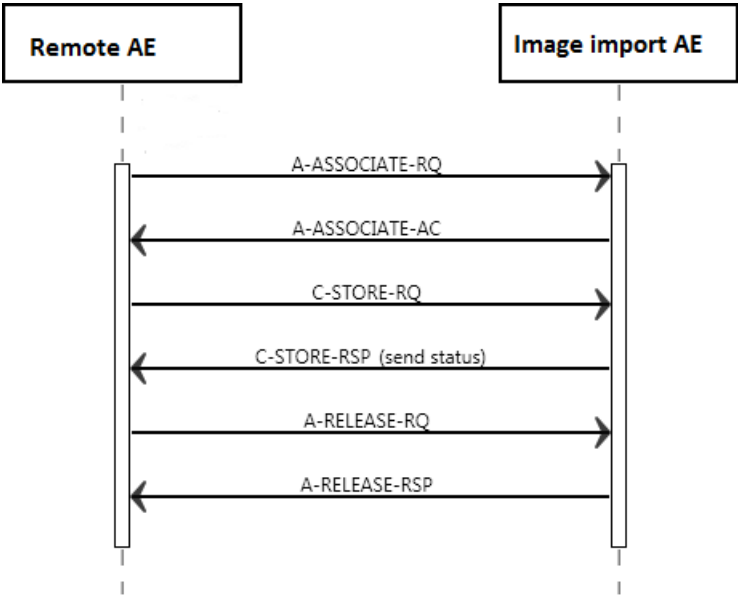


Figure 15: (Real World) Activity - Image Import

Note that only for configured systems some additional information can be configured, like institution-, department- and station - name, and whether the study must be archived or not.

4.2.3.4.2.2. Accepted Presentation Contexts

The presentation contexts are defined in the next table.

Table 58: Acceptable Presentation Contexts for (Real-World) Activity – Image Import

Presentation Context Table					
Abstract Syntax		Transfer Syntax		Role	Extended Negotiation
Name	UID	Name List	UID List		
Hardcopy Grayscale Image Storage (Retired)	1.2.840.10008.5.1.1.29	Explicit VR Big Endian	1.2.840.10008.1.2.2	SCP	None
		Explicit VR Little Endian	1.2.840.10008.1.2.1		
		Implicit VR Little Endian	1.2.840.10008.1.2		
Hardcopy Color Image Storage (Retired)	1.2.840.10008.5.1.1.30	Explicit VR Big Endian	1.2.840.10008.1.2.2	SCP	None
		Explicit VR Little Endian	1.2.840.10008.1.2.1		
		Implicit VR Little Endian	1.2.840.10008.1.2		
Computed Radiography Image Storage SOP Class	1.2.840.10008.5.1.4.1.1.1	Explicit VR Big Endian	1.2.840.10008.1.2.2	SCP	None
		Explicit VR Little Endian	1.2.840.10008.1.2.1		
		Implicit VR Little Endian	1.2.840.10008.1.2		
Digital X-Ray Image Storage - For Pres. SOP	1.2.840.10008.5.1.4.1.1.1.1	Explicit VR Big Endian	1.2.840.10008.1.2.2	SCP	None
		Explicit VR Little Endian	1.2.840.10008.1.2.1		
		Implicit VR Little Endian	1.2.840.10008.1.2		
Digital X-Ray Image Storage - For Proc. SOP	1.2.840.10008.5.1.4.1.1.1.1.1	Explicit VR Big Endian	1.2.840.10008.1.2.2	SCP	None
		Explicit VR Little Endian	1.2.840.10008.1.2.1		
		Implicit VR Little Endian	1.2.840.10008.1.2		
Digital Mammography X-Ray Image Storage - Pres. SOP	1.2.840.10008.5.1.4.1.1.1.2	Explicit VR Big Endian	1.2.840.10008.1.2.2	SCP	None
		Explicit VR Little Endian	1.2.840.10008.1.2.1		
		Implicit VR Little Endian	1.2.840.10008.1.2		
Digital Mammography X-Ray Image Storage - Proc. SOP	1.2.840.10008.5.1.4.1.1.1.2.1	Explicit VR Big Endian	1.2.840.10008.1.2.2	SCP	None
		Explicit VR Little Endian	1.2.840.10008.1.2.1		
		Implicit VR Little Endian	1.2.840.10008.1.2		
Digital Intra-oral X-Ray Image Storage - Pres. SOP	1.2.840.10008.5.1.4.1.1.1.3	Explicit VR Big Endian	1.2.840.10008.1.2.2	SCP	None
		Explicit VR Little Endian	1.2.840.10008.1.2.1		
		Implicit VR Little Endian	1.2.840.10008.1.2		
Digital Intra-oral X-Ray Image Storage - Proc. SOP	1.2.840.10008.5.1.4.1.1.1.3.1	Explicit VR Big Endian	1.2.840.10008.1.2.2	SCP	None
		Explicit VR Little Endian	1.2.840.10008.1.2.1		
		Implicit VR Little Endian	1.2.840.10008.1.2		
Standalone Modality LUT Storage (Retired)	1.2.840.10008.5.1.4.1.1.10	Explicit VR Big Endian	1.2.840.10008.1.2.2	SCP	None
		Explicit VR Little Endian	1.2.840.10008.1.2.1		
		Implicit VR Little Endian	1.2.840.10008.1.2		
Encapsulated PDF Storage	1.2.840.10008.5.1.4.1.1.104.1	Explicit VR Big Endian	1.2.840.10008.1.2.2	SCP	None
		Explicit VR Little Endian	1.2.840.10008.1.2.1		
		Implicit VR Little Endian	1.2.840.10008.1.2		
Standalone VOI LUT Storage SOP Class (Retired)	1.2.840.10008.5.1.4.1.1.11	Explicit VR Big Endian	1.2.840.10008.1.2.2	SCP	None
		Explicit VR Little Endian	1.2.840.10008.1.2.1		
		Implicit VR Little Endian	1.2.840.10008.1.2		
Grayscale Softcopy Presentation State Storage SOP Class	1.2.840.10008.5.1.4.1.1.11.1	Explicit VR Big Endian	1.2.840.10008.1.2.2	SCP	None
		Explicit VR Little Endian	1.2.840.10008.1.2.1		
		Implicit VR Little Endian	1.2.840.10008.1.2		
X-Ray Angiographic Image	1.2.840.10008.5.1.4.1.1.12.1	Explicit VR Big Endian	1.2.840.10008.1.2.2	SCP	None

Presentation Context Table					
Abstract Syntax		Transfer Syntax		Role	Extended Negotiation
Name	UID	Name List	UID List		
Storage SOP Class		Explicit VR Little Endian	1.2.840.10008.1.2.1		
		Implicit VR Little Endian	1.2.840.10008.1.2		
		JPEG Baseline (Process 1)	1.2.840.10008.1.2.4.50		
		JPEG Lossless, Non-Hierarchical, FOP (Process 14)	1.2.840.10008.1.2.4.70		
X-Ray Radiofluoroscopic Image Storage SOP Class	1.2.840.10008.5.1.4.1.1.12.2	Explicit VR Big Endian	1.2.840.10008.1.2.2	SCP	None
		Explicit VR Little Endian	1.2.840.10008.1.2.1		
		Implicit VR Little Endian	1.2.840.10008.1.2		
X-Ray Angiographic Bi-Plane Image Storage SOP Class (Retired)	1.2.840.10008.5.1.4.1.1.12.3	Explicit VR Big Endian	1.2.840.10008.1.2.2	SCP	None
		Explicit VR Little Endian	1.2.840.10008.1.2.1		
		Implicit VR Little Endian	1.2.840.10008.1.2		
		JPEG Baseline (Process 1)	1.2.840.10008.1.2.4.50		
		JPEG Lossless, Non-Hierarchical, FOP (Process 14)	1.2.840.10008.1.2.4.70		
Positron Emission Tomography Image Storage SOP Class	1.2.840.10008.5.1.4.1.1.128	Explicit VR Big Endian	1.2.840.10008.1.2.2	SCP	None
		Explicit VR Little Endian	1.2.840.10008.1.2.1		
		Implicit VR Little Endian	1.2.840.10008.1.2		
Standalone PET Curve Storage SOP Class (Retired)	1.2.840.10008.5.1.4.1.1.129	Explicit VR Big Endian	1.2.840.10008.1.2.2	SCP	None
		Explicit VR Little Endian	1.2.840.10008.1.2.1		
		Implicit VR Little Endian	1.2.840.10008.1.2		
CT Image Storage SOP Class	1.2.840.10008.5.1.4.1.1.2	Explicit VR Big Endian	1.2.840.10008.1.2.2	SCP	None
		Explicit VR Little Endian	1.2.840.10008.1.2.1		
		Implicit VR Little Endian	1.2.840.10008.1.2		
Nuclear Medicine Image Storage SOP Class	1.2.840.10008.5.1.4.1.1.20	Explicit VR Big Endian	1.2.840.10008.1.2.2	SCP	None
		Explicit VR Little Endian	1.2.840.10008.1.2.1		
		Implicit VR Little Endian	1.2.840.10008.1.2		
Ultrasound Multi-frame Image Storage (Retired)	1.2.840.10008.5.1.4.1.1.3	Explicit VR Big Endian	1.2.840.10008.1.2.2	SCP	None
		Explicit VR Little Endian	1.2.840.10008.1.2.1		
		Implicit VR Little Endian	1.2.840.10008.1.2		
		JPEG Baseline (Process 1)	1.2.840.10008.1.2.4.50		
		RLE Lossless	1.2.840.10008.1.2.5		
		JPEG Lossless, Non-Hierarchical, FOP (Process 14)	1.2.840.10008.1.2.4.70		
Ultrasound Multi-frame Image Storage SOP Class	1.2.840.10008.5.1.4.1.1.3.1	Explicit VR Big Endian	1.2.840.10008.1.2.2	SCP	None
		Explicit VR Little Endian	1.2.840.10008.1.2.1		
		Implicit VR Little Endian	1.2.840.10008.1.2		
		JPEG Baseline (Process 1)	1.2.840.10008.1.2.4.50		
		RLE Lossless	1.2.840.10008.1.2.5		

Presentation Context Table					
Abstract Syntax		Transfer Syntax		Role	Extended Negotiation
Name	UID	Name List	UID List		
MR Image Storage SOP Class	1.2.840.10008.5.1.4.1.1.4	JPEG Lossless, Non-Hierarchical, FOP (Process 14)	1.2.840.10008.1.2.4.70	SCP	None
		Explicit VR Big Endian	1.2.840.10008.1.2.2		
		Explicit VR Little Endian	1.2.840.10008.1.2.1		
		Implicit VR Little Endian	1.2.840.10008.1.2		
RT Image Storage SOP Class	1.2.840.10008.5.1.4.1.1.481.1	Explicit VR Big Endian	1.2.840.10008.1.2.2	SCP	None
		Explicit VR Little Endian	1.2.840.10008.1.2.1		
		Implicit VR Little Endian	1.2.840.10008.1.2		
RT Dose Storage SOP Class	1.2.840.10008.5.1.4.1.1.481.2	Explicit VR Big Endian	1.2.840.10008.1.2.2	SCP	None
		Explicit VR Little Endian	1.2.840.10008.1.2.1		
		Implicit VR Little Endian	1.2.840.10008.1.2		
RT Structure Set Storage SOP Class	1.2.840.10008.5.1.4.1.1.481.3	Explicit VR Big Endian	1.2.840.10008.1.2.2	SCP	None
		Explicit VR Little Endian	1.2.840.10008.1.2.1		
		Implicit VR Little Endian	1.2.840.10008.1.2		
Ultrasound Image Storage (Retired)	1.2.840.10008.5.1.4.1.1.6	Explicit VR Big Endian	1.2.840.10008.1.2.2	SCP	None
		Explicit VR Little Endian	1.2.840.10008.1.2.1		
		Implicit VR Little Endian	1.2.840.10008.1.2		
		JPEG Baseline (Process 1)	1.2.840.10008.1.2.4.50		
		RLE Lossless	1.2.840.10008.1.2.5		
		JPEG Lossless, Non-Hierarchical, FOP (Process 14)	1.2.840.10008.1.2.4.70		
Ultrasound Image Storage SOP Class	1.2.840.10008.5.1.4.1.1.6.1	Explicit VR Big Endian	1.2.840.10008.1.2.2	SCP	None
		Explicit VR Little Endian	1.2.840.10008.1.2.1		
		Implicit VR Little Endian	1.2.840.10008.1.2		
		JPEG Baseline (Process 1)	1.2.840.10008.1.2.4.50		
		RLE Lossless	1.2.840.10008.1.2.5		
		JPEG Lossless, Non-Hierarchical, FOP (Process 14)	1.2.840.10008.1.2.4.70		
Raw Data Storage SOP Class	1.2.840.10008.5.1.4.1.1.66	Explicit VR Big Endian	1.2.840.10008.1.2.2	SCP	None
		Explicit VR Little Endian	1.2.840.10008.1.2.1		
		Implicit VR Little Endian	1.2.840.10008.1.2		
Secondary Capture Image Storage SOP Class	1.2.840.10008.5.1.4.1.1.7	Explicit VR Big Endian	1.2.840.10008.1.2.2	SCP	None
		Explicit VR Little Endian	1.2.840.10008.1.2.1		
		Implicit VR Little Endian	1.2.840.10008.1.2		
		JPEG Baseline (Process 1)	1.2.840.10008.1.2.4.50		
		JPEG Lossless, Non-Hierarchical, FOP (Process 14)	1.2.840.10008.1.2.4.70		
Multi-frame Single Bit Secondary	1.2.840.10008.5.1.4.1.1.7.1	JPEG Baseline (Process 1)	1.2.840.10008.1.2.4.50	SCP	None

Presentation Context Table					
Abstract Syntax		Transfer Syntax		Role	Extended Negotiation
Name	UID	Name List	UID List		
Capture Image Storage SOP Class		JPEG Lossless, Non-Hierarchical, FOP (Process 14)	1.2.840.10008.1.2.4.70		
		Explicit VR Big Endian	1.2.840.10008.1.2.2		
		Explicit VR Little Endian	1.2.840.10008.1.2.1		
		Implicit VR Little Endian	1.2.840.10008.1.2		
Multi-frame Grayscale Byte SC Image Storage SOP Class	1.2.840.10008.5.1.4.1.1.7.2	JPEG Baseline (Process 1)	1.2.840.10008.1.2.4.50	SCP	None
		JPEG Lossless, Non-Hierarchical, FOP (Process 14)	1.2.840.10008.1.2.4.70		
		Explicit VR Big Endian	1.2.840.10008.1.2.2		
		Explicit VR Little Endian	1.2.840.10008.1.2.1		
		Implicit VR Little Endian	1.2.840.10008.1.2		
Multi-frame Grayscale Word SC Image Storage SOP Class	1.2.840.10008.5.1.4.1.1.7.3	JPEG Baseline (Process 1)	1.2.840.10008.1.2.4.50	SCP	None
		JPEG Lossless, Non-Hierarchical, FOP (Process 14)	1.2.840.10008.1.2.4.70		
		Explicit VR Big Endian	1.2.840.10008.1.2.2		
		Explicit VR Little Endian	1.2.840.10008.1.2.1		
		Implicit VR Little Endian	1.2.840.10008.1.2		
Multi-frame True Color Secondary Capture Image Storage	1.2.840.10008.5.1.4.1.1.7.4	JPEG Baseline (Process 1)	1.2.840.10008.1.2.4.50	SCP	None
		JPEG Lossless, Non-Hierarchical, FOP (Process 14)	1.2.840.10008.1.2.4.70		
		Explicit VR Big Endian	1.2.840.10008.1.2.2		
		Explicit VR Little Endian	1.2.840.10008.1.2.1		
		Implicit VR Little Endian	1.2.840.10008.1.2		
Standalone Overlay Storage SOP Class (Retired)	1.2.840.10008.5.1.4.1.1.8	Explicit VR Big Endian	1.2.840.10008.1.2.2	SCP	None
		Explicit VR Little Endian	1.2.840.10008.1.2.1		
		Implicit VR Little Endian	1.2.840.10008.1.2		
Basic Text SR SOP Class	1.2.840.10008.5.1.4.1.1.88.11	Explicit VR Big Endian	1.2.840.10008.1.2.2	SCP	None
		Explicit VR Little Endian	1.2.840.10008.1.2.1		
		Implicit VR Little Endian	1.2.840.10008.1.2		
Enhanced SR SOP Class	1.2.840.10008.5.1.4.1.1.88.22	Explicit VR Big Endian	1.2.840.10008.1.2.2	SCP	None
		Explicit VR Little Endian	1.2.840.10008.1.2.1		
		Implicit VR Little Endian	1.2.840.10008.1.2		
Detail SR Storage - Trial (Retired)	1.2.840.10008.5.1.4.1.1.88.3	Explicit VR Big Endian	1.2.840.10008.1.2.2	SCP	None
		Explicit VR Little Endian	1.2.840.10008.1.2.1		
		Implicit VR Little Endian	1.2.840.10008.1.2		
Comprehensive SR SOP Class	1.2.840.10008.5.1.4.1.1.88.33	Explicit VR Big Endian	1.2.840.10008.1.2.2	SCP	None
		Explicit VR Little Endian	1.2.840.10008.1.2.1		
		Implicit VR Little Endian	1.2.840.10008.1.2		

Presentation Context Table					
Abstract Syntax		Transfer Syntax		Role	Extended Negotiation
Name	UID	Name List	UID List		
X-Ray Radiation Dose SR SOP Class	1.2.840.10008.5.1.4.1.1.88.67	Explicit VR Big Endian	1.2.840.10008.1.2.2	SCP	None
		Explicit VR Little Endian	1.2.840.10008.1.2.1		
		Implicit VR Little Endian	1.2.840.10008.1.2		
Standalone Curve Storage SOP Class (Retired)	1.2.840.10008.5.1.4.1.1.9	Explicit VR Big Endian	1.2.840.10008.1.2.2	SCP	None
		Explicit VR Little Endian	1.2.840.10008.1.2.1		
		Implicit VR Little Endian	1.2.840.10008.1.2		
General ECG Waveform Storage SOP Class	1.2.840.10008.5.1.4.1.1.9.1.2	Explicit VR Big Endian	1.2.840.10008.1.2.2	SCP	None
		Explicit VR Little Endian	1.2.840.10008.1.2.1		
		Implicit VR Little Endian	1.2.840.10008.1.2		
Standard Hemodynamic Waveform Storage SOP Class	1.2.840.10008.5.1.4.1.1.9.2.1	Explicit VR Big Endian	1.2.840.10008.1.2.2	SCP	None
		Explicit VR Little Endian	1.2.840.10008.1.2.1		
		Implicit VR Little Endian	1.2.840.10008.1.2		
Procedure Log Storage SOP Class	1.2.840.10008.5.1.4.1.1.88.40	Explicit VR Big Endian	1.2.840.10008.1.2.2	SCP	None
		Explicit VR Little Endian	1.2.840.10008.1.2.1		
		Implicit VR Little Endian	1.2.840.10008.1.2		
Key Object Selection Document Storage SOP Class	1.2.840.10008.5.1.4.1.1.88.59	Explicit VR Big Endian	1.2.840.10008.1.2.2	SCP	None
		Explicit VR Little Endian	1.2.840.10008.1.2.1		
		Implicit VR Little Endian	1.2.840.10008.1.2		
Philips Private X-Ray Image Storage	1.3.46.670589.2.3.1.1	Explicit VR Big Endian	1.2.840.10008.1.2.2	SCP	None
		Explicit VR Little Endian	1.2.840.10008.1.2.1		
		Implicit VR Little Endian	1.2.840.10008.1.2		
Philips Private Reconstructed X-ray Storage	1.3.46.670589.2.4.1.1	Explicit VR Big Endian	1.2.840.10008.1.2.2	SCP	None
		Explicit VR Little Endian	1.2.840.10008.1.2.1		
		Implicit VR Little Endian	1.2.840.10008.1.2		
Philips Private iE33 3D NEO Presentation State Subpage Storage	1.3.46.670589.2.5.1.1	Explicit VR Big Endian	1.2.840.10008.1.2.2	SCP	None
		Explicit VR Little Endian	1.2.840.10008.1.2.1		
		Implicit VR Little Endian	1.2.840.10008.1.2		
Philips Private ViewForum 3D Volume New Storage	1.3.46.670589.5.0.1.1	Explicit VR Big Endian	1.2.840.10008.1.2.2	SCP	None
		Explicit VR Little Endian	1.2.840.10008.1.2.1		
		Implicit VR Little Endian	1.2.840.10008.1.2		
Philips Private ViewForum MR Synthetic Image Storage	1.3.46.670589.5.0.10	Explicit VR Big Endian	1.2.840.10008.1.2.2	SCP	None
		Explicit VR Little Endian	1.2.840.10008.1.2.1		
		Implicit VR Little Endian	1.2.840.10008.1.2		
Philips Private ViewForum MR Cardio Analysis New Storage	1.3.46.670589.5.0.11.1	Explicit VR Big Endian	1.2.840.10008.1.2.2	SCP	None
		Explicit VR Little Endian	1.2.840.10008.1.2.1		
		Implicit VR Little Endian	1.2.840.10008.1.2		
Philips Private ViewForum CX Synthetic Image Storage	1.3.46.670589.5.0.12	Explicit VR Big Endian	1.2.840.10008.1.2.2	SCP	None
		Explicit VR Little Endian	1.2.840.10008.1.2.1		
		Implicit VR Little Endian	1.2.840.10008.1.2		
Philips Private ViewForum Perfusion Storage	1.3.46.670589.5.0.13	Explicit VR Big Endian	1.2.840.10008.1.2.2	SCP	None
		Explicit VR Little Endian	1.2.840.10008.1.2.1		

Presentation Context Table					
Abstract Syntax		Transfer Syntax		Role	Extended Negotiation
Name	UID	Name List	UID List		
		Implicit VR Little Endian	1.2.840.10008.1.2		
Philips Private ViewForum Perfusion Analysis Storage	1.3.46.670589.5.0.14	Explicit VR Big Endian	1.2.840.10008.1.2.2	SCP	None
		Explicit VR Little Endian	1.2.840.10008.1.2.1		
		Implicit VR Little Endian	1.2.840.10008.1.2		
Philips Private ViewForum 3D Volume Object New Storage	1.3.46.670589.5.0.2.1	Explicit VR Big Endian	1.2.840.10008.1.2.2	SCP	None
		Explicit VR Little Endian	1.2.840.10008.1.2.1		
		Implicit VR Little Endian	1.2.840.10008.1.2		
Philips Private ViewForum Surface New Storage	1.3.46.670589.5.0.3.1	Explicit VR Big Endian	1.2.840.10008.1.2.2	SCP	None
		Explicit VR Little Endian	1.2.840.10008.1.2.1		
		Implicit VR Little Endian	1.2.840.10008.1.2		
Philips Private ViewForum MR Cardio New Storage	1.3.46.670589.5.0.8.1	Explicit VR Big Endian	1.2.840.10008.1.2.2	SCP	None
		Explicit VR Little Endian	1.2.840.10008.1.2.1		
		Implicit VR Little Endian	1.2.840.10008.1.2		
Philips Private ViewForum CT Synthetic Image Storage	1.3.46.670589.5.0.9	Explicit VR Big Endian	1.2.840.10008.1.2.2	SCP	None
		Explicit VR Little Endian	1.2.840.10008.1.2.1		
		Implicit VR Little Endian	1.2.840.10008.1.2		

The Import Image AE accepts all Presentation contexts listed in the above table. This means that the Import Image AE will accept multiple proposed Presentation Contexts with the same SOP Class but different Transfer Syntaxes, so there will be no checks for duplicate Presentation Contexts.

4.2.3.4.2.3. SOP Specific Conformance for Storage SOP Classes

This section and sub-section include the manufacturer SOP and Dataset specific information as well the status codes and their corresponding behavior.

IntelliSpace Cardiovascular conforms to the SOP classes of the Storage Service Class. IntelliSpace Cardiovascular discards no data elements.

The instances received by IntelliSpace Cardiovascular are merged on Study UID and Series UID.
For ultrasound images only the Image Information Entity level is supported.

The following are the restrictions and exceptions for the normal behavior of the Image Import AE:

1. IntelliSpace Cardiovascular try to notify the external DICOM node about the reason for not accepting the connection and will be reported.
2. If no agreement between the two parties can be reached concerning (DICOM) communication parameters the connection will be closed and no data transfer will take place and this will be reported.
3. IntelliSpace Cardiovascular will close the connection if no data is received within 2 minutes after the setup and will be reported.
4. If a network error occurs during set up of a connection or during data transfer, this is reported. IntelliSpace Cardiovascular will abort the connection and data transfer will not be completed.
5. By errors during data transfer IntelliSpace Cardiovascular will notify the external DICOM node and closed the connection and will be reported.
6. DICOM Type 1 Attributes checked during storing of study objects:

Table 59: DICOM Type 1 Attributes Checked During Storing of Study Objects

DICOM Attributes	Presence	Non Empty Value
Study Instance UID	Yes	Yes
Series Instance UID	Yes	Yes
SOP Class UID	Yes	Yes
SOP Instance UID	Yes	Yes

The following attributes are checked as well for image objects:

Table 60: DICOM Type 1 Attributes Checked During Storing of Image Objects

DICOM Attributes	Presence	Non Empty Value
Samples per pixel	Yes	Yes
Rows	Yes	Yes
Columns	Yes	Yes
Bits Allocated	Yes	Yes
Bits Stored	Yes	Yes
High Bit	Yes	Yes
Photometric Interpretation	Yes	Yes
Pixel Data	Yes	Yes

If DICOM composite-object attributes are missing or empty then the system will:

- a. Discard all data received for the associated objects.
- b. Return an appropriate DICOM error message to the DICOM image system making the store request.

7. If an object received has the same DICOM SOP Instance UID as an object already stored on IntelliSpace Cardiovascular, IntelliSpace Cardiovascular will do either of the following:

- If the already stored object has the same UID's on instance, study and series level as the new one, IntelliSpace Cardiovascular will replace the stored object with the new object. This will not be communicated to the DICOM instance system, which will thus perceive this as a normal store.

OR

- Depending on the configuration setting "Send Study after Finalized State or Time out Expired" on the Archive page of the service tool, the following will be done. When the study has the status "finalize" and has the same requirements as the previous bullet point, the study will be discarded and will be communicated to the external DICOM node with the status

"C-STORE_WARNING_ELEMENTS_DISCARDED"

- If the already stored object has a different study or series UID as the new one; IntelliSpace Cardiovascular will discard the object and send an error to the DICOM image system. The connection will remain open in order to allow the DICOM image system to recover from this error.

Importing of DICOM Structure Reports.

IntelliSpace Cardiovascular Image Import AE supports the DICOM Structured Reports from any DICOM nodes. IntelliSpace Cardiovascular uses the DICOM Structured Reports objects for displaying and reporting of the measurement values of the Adult Echocardiography Reports.

IntelliSpace Cardiovascular is multi-vendor compliance for Structured Reports.

4.2.3.4.2.3.1. Dataset Specific Conformance for C-STORE-RSP

Detail regarding the Dataset Specific response behavior will be reported in this section.

This includes the dataset specific behavior, i.e. error codes, error and exception handling, time-outs, etc.

Table 61: C-STORE-RSP Status Response

Service Status	Error Code	Further Meaning	Behavior
Success	0000	Success	Log; Continue
Refused		Remote is not Licensed	Log; Abort association.
Warning	B006	Elements Discarded (Duplicate instances)	SOP instance will be skipped.
Error		Abort by remote System	Log.
		Time-out reached	Log; Abort association.
	0110	Internal error IntelliSpace Cardiovascular	Send notification; Log; Abort association.
	A900	Invalid dataset	Send notification; Log.

Table 62: DICOM Command Communication Failure Behavior

Exception	Behavior
Timeout	Time-out for reception is set fixed to 2 minutes.

4.2.3.4.3. (Real-World) Activity – Storage Commitment Push Model AS SCP

4.2.3.4.3.1. Description and Sequencing of Activities

Normal Flow of events:

1. Storage Commitment AE will initiate a request to the Storage Commitment SCP.
2. When a successful response from the Storage Commitment SCP is received, Storage Commitment AE marks this as correctly working Storage Commitment SCP.

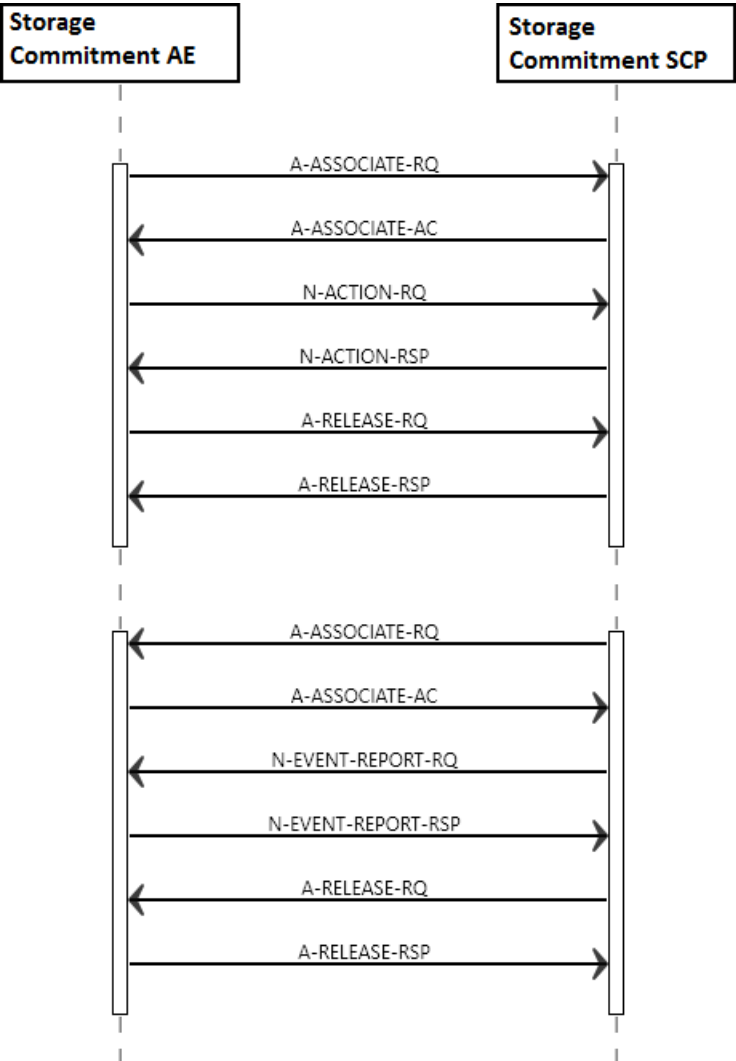


Figure 16: Real World Activity-Storage Commitment SCP

4.2.3.4.3.2. Accepted Presentation Contexts

The presentation contexts are defined in the next table.

Table 63: Acceptable Presentation Contexts for (Real-World) Activity – Storage Commitment Push Model AS SCP

Presentation Context Table					
Abstract Syntax		Transfer Syntax		Role	Extended Negotiation
Name	UID	Name List	UID List		
Storage Commitment Push Model SOP Class	1.2.840.10008.1.20.1	Explicit VR Big Endian	1.2.840.10008.1.2.2	SCP	None
		Explicit VR Little Endian	1.2.840.10008.1.2.1		
		Implicit VR Little Endian	1.2.840.10008.1.2		

4.2.3.4.3.3. SOP Specific Conformance for Storage Commitment Push Model SOP Class

The Remote AE (Storage Commitment) provides standard conformance to the Storage Commitment Push Model SOP Class.

4.2.3.4.3.3.1. Dataset Specific Conformance for Storage Commitment Push Model SOP Class N-EVENT-REPORT-SCU

Detail regarding the Dataset Specific response behavior will be reported in this section.

This part of the section includes the dataset specific behavior, i.e. error codes, error and exception handling, time-outs, etc.

Table 64: Storage Commitment attribute for N-EVENT-REPORT

Event Type Name	EVENT Type ID	Attribute Name	Tag	Commit
StorageCommitmentRequestSuccessful	1	Transaction UID	0008,1195	
		Referenced SOP Sequence	0008,1199	
		>Referenced SOP Class UID	0008,1150	
		>Referenced SOP Instance UID	0008,1155	
StorageCommitmentRequestCompleteFailures Exist	1	Transaction UID	0008,1195	
		Referenced SOP Sequence	0008,1199	
		>Referenced SOP Class UID	0008,1150	
		>Referenced SOP Instance UID	0008,1155	
	2	Transaction UID	0008,1195	
		Failed SOP Sequence	0008,1198	
		>Referenced SOP Class UID	0008,1150	
		>Referenced SOP Instance UID	0008,1155	
		>Failure Reason	0008,1197	

On receiving a storage commitment result with Event Type ID 1 (Storage Commitment Request Successful) the Application Entity will mark these images as committed.

On receiving a storage commitment result with Event Type ID 2 (Storage Commitment Request Complete - Failures Exist) the Application Entity will behave as described in next table.

Table 65: Storage Commitment N-EVENT-REPORT Failure Handling Behavior

Service Status	Error Code	Further Meaning	Description
Success	0000	conformation	Association will be released. The reason is logged.
Failure	xxxx	(any reason)	The reason is logged.

Table 66: Status Response

Service Status	Error Code	Further Meaning	Behavior
Success	0000	Verification is complete	Successful received.

4.2.3.4.3.3.2. Dataset Specific Conformance for Storage Commitment Push Model SOP Class N-ACTION-SCP

Detail regarding the Dataset Specific response behavior will be reported in this section.

Table 67: Storage Commitment Attribute for N-ACTION-RSP

Attribute Name	Tag	Comment
Storage Commitment Module		
Transaction UID	0008,1195	
Referenced SOP Sequence	0008,1199	

Below the possible status Responses for Storage commitment are listed:

Table 68: Status Response

Service Status	Error Code	Further Meaning	Behavior
Success	0000	conformation	The association will be released. Reason is logged.
Failure	xxxx	(any failure)	The reason is logged.

Exceptions:

1. After setting up the connection, if no data can be sent to IntelliSpace Cardiovascular before timeout, Remote AE aborts the connection and reports an error.
2. If an error or warning concerning data transfer is received from the target node during data transfer. If it is related to the data being send Remote AE tries to correct the cause of the error
3. When Remote AE cannot setup connection with the IntelliSpace Cardiovascular. Remote AE will retry to make connection. If it is still not possible to setup the connection, conforms its own retry mechanism, and warning will be reported.
4. When the Remote AE receives a storage commit response other than successful, the study will be re-archived, conforms to its own retry mechanism and a warning will be reported.

4.2.4. Print AE

Detail of this specific Application Entity is specified in this section.

4.2.4.1. SOP Classes

After the print job is selected, IntelliSpace Cardiovascular will initiate DICOM associations for the DICOM Basic Grayscale Printing Service and the DICOM Verification Service with the DICOM printer (SCP).

The print job with or without annotation is send to the printer. IntelliSpace Cardiovascular supports a maximum PDU size of 28KBytes.

The printer prints the print job and sends a successful response back to IntelliSpace Cardiovascular. IntelliSpace Cardiovascular shows this response on the system screen.

This Application Entity provides Standard Conformance to the following SOP Classes.

Table 69: SOP Classes for Print AE

SOP Class Name	SOP Class UID	SCU	SCP
Print Job SOP Class	1.2.840.10008.5.1.1.14	Yes	No
Basic Annotation Box SOP Class	1.2.840.10008.5.1.1.15	Yes	No
Basic Grayscale Print Management Meta SOP Class	1.2.840.10008.5.1.1.9	Yes	No
>Basic Film Session SOP Class	1.2.840.10008.5.1.1.1	Yes	No
>Basic Film Box SOP Class	1.2.840.10008.5.1.1.2	Yes	No
>Basic Grayscale Image Box SOP Class	1.2.840.10008.5.1.1.4	Yes	No
>Printer SOP Class	1.2.840.10008.5.1.1.16	Yes	No
>Basic Annotation Box SOP Class	1.2.840.10008.5.1.1.15	Yes	No

Any SOP specific behavior above is documented later in this conformance statement in the applicable SOP specific conformance section.

4.2.4.2. Association Policies

Each AE specification contains a description of the general association establishment and acceptance policies of the AE.

4.2.4.2.1. General

The maximum PDU Size that the Print AE will use is not configurable.

The DICOM standard application context is specified below.

Table 70: DICOM Application Context

Description	Value
Application Context Name	1.2.840.10008.3.1.1.1

4.2.4.2.2. Number of Associations

The number of simultaneous associations that an Application Entity may support as an Initiator or Acceptor is specified here. Print AE can have only one open connection at a given time.

Table 71: Number of associations as an Association Initiator for this AE

Description	Value
Maximum number of simultaneous associations	1

4.2.4.2.3. Asynchronous Nature

The implementation supports negotiation of multiple outstanding transactions, along with the maximum number of outstanding transactions supported.

Table 72: Asynchronous nature as an Association Initiator for this AE

Description	Value
Maximum number of outstanding asynchronous transactions	Not applicable

4.2.4.2.4. Implementation Identifying Information

The value supplied for Implementation Class UID and version name are documented here.

Table 73: DICOM Implementation Class and Version for Print AE

Implementation Class UID	1.3.46.670589.58.2.2.0
Implementation Version Name	ISCV 2.2.0

4.2.4.2.5. Communication Failure Handling

The behavior of the AE during communication failure is summarized in the next table.

Table 74: Communication Failure Behavior

Exception	Behavior
ARTIM Timeout	The association is closed and the reason is logged.

4.2.4.3. Association Initiation Policy

The Application Entity will respond on a received reject Association attempt as shown in next table.

Table 75: Association Rejection response

Result	Source	Reason/Diagnosis	Behavior
1 - rejected-permanent	1 - DICOM UL service-user	1 - no-reason-given	The user is informed. Details are logged in central log file.
		2 - application-context-name-not-supported	The user is informed. Details are logged in central log file.
		3 - calling-AE-title-not-recognized	The user is informed. Details are logged in central log file.
		7 - called-AE-title-not-recognized	The user is informed. Details are logged in central log file.
	2 - DICOM UL service-provider (ACSE related function)	1 - no-reason-given	The user is informed. Details are logged in central log file.
		2 - protocol-version-not-supported	The user is informed. Details are logged in central log file.
	3 - DICOM UL service-provider (Presentation related function)	1 - temporary-congestion	The user is informed. Details are logged in central log file.
		2 - local-limit-exceeded	The user is informed. Details are logged in central log file.

Result	Source	Reason/Diagnosis	Behavior
2 - rejected-transient	1 - DICOM UL service-user	1 - no-reason-given	The user is informed. Details are logged in central log file.
		2 - application-context-name-not-supported	The user is informed. Details are logged in central log file.
		3 - calling-AE-title-not-recognized	The user is informed. Details are logged in central log file.
		7 - called-AE-title-not-recognized	The user is informed. Details are logged in central log file.
	2 - DICOM UL service-provider (ACSE related function)	1 - no-reason-given	The user is informed. Details are logged in central log file.
		2 - protocol-version-not-supported	The user is informed. Details are logged in central log file.
	3 - DICOM UL service-provider (Presentation related function)	1 - temporary-congestion	The user is informed. Details are logged in central log file.
		2 - local-limit-exceeded	The user is informed. Details are logged in central log file.

The behavior of the AE on receiving an association abort is summarized in the next table.

Table 76: Association Abort Handling

Source	Reason/Diagnosis	Behavior
0 - DICOM UL service-user (initiated abort)	0 - reason-not-specified	When received, terminates the connection and logs the event.
2 - DICOM UL service-provider (initiated abort)	0 - reason-not-specified	When received, terminates the connection and logs the event.
	1 - unrecognized-PDU	When received, terminates the connection and logs the event.
	2 - unexpected-PDU	When received, terminates the connection and logs the event.
	4 - unrecognized-PDU-parameter	When received, terminates the connection and logs the event.
	5 - unexpected-PDU-parameter	When received, terminates the connection and logs the event.
	6 - invalid-PDU-parameter-value	When received, terminates the connection and logs the event.

4.2.4.3.1. (Real-World) Activity – Print Management as SCU

4.2.4.3.1.1. Description and Sequencing of Activities

The sequence of interactions between the IntelliSpace Cardiovascular Print AE and a remote printer AE to print one film sheet is presented as follows:

After the print job is selected on IntelliSpace Cardiovascular a connection with the DICOM printer will be made. The print job consists of data describing the images and graphics to be printed as well as the requested layout and other parameters. One print job on the IntelliSpace Cardiovascular may result in a number of film sessions with the printer equal to the number of printed film sheets. Each film sheet within the print job is internally processed, converted to a STANDARD/1,1 page and then an association towards the remote Print Server is established and the page image is sent with or without annotation to the selected DICOM printer.

The printer prints the print job and sends a successful response back to the IntelliSpace Cardiovascular. The IntelliSpace Cardiovascular reports the success on the screen for the user.

Once the transmission of the film sheet is completed, the association with the printer is closed.

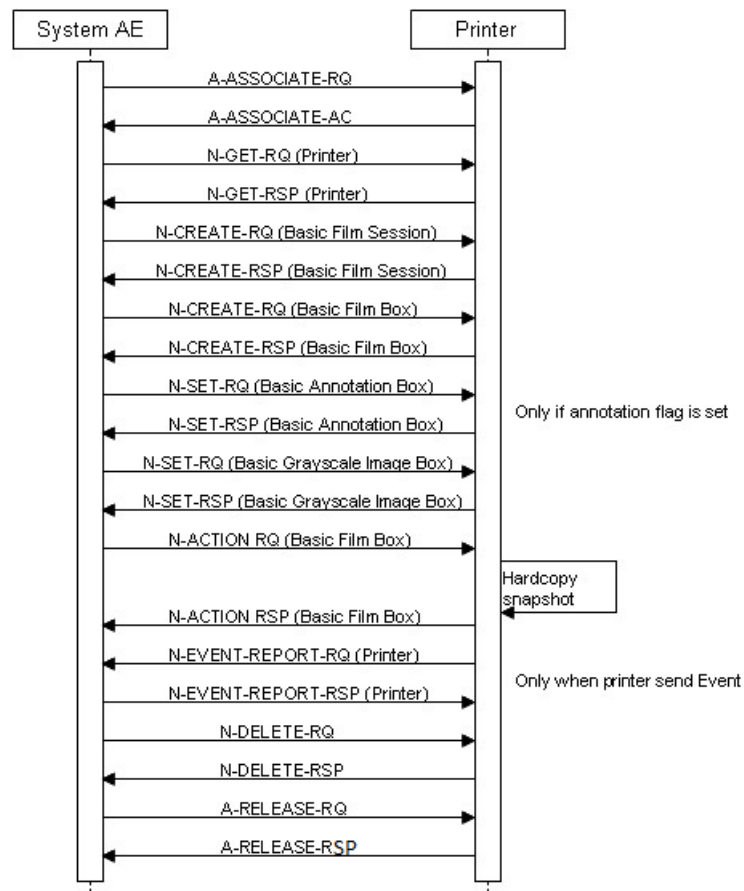


Figure 17: (Real World) Activity - Print Management As SCU

4.2.4.3.1.2. Proposed Presentation Contexts

The presentation contexts are defined in the next table.

Table 77: Proposed Presentation Contexts for (Real-World) Activity – Print Management As SCU

Presentation Context Table					
Abstract Syntax		Transfer Syntax		Role	Extended Negotiation
Name	UID	Name List	UID List		
Print Job SOP Class	1.2.840.10008.5.1.1.14	Explicit VR Big Endian	1.2.840.10008.1.2.2	SCU	None
		Explicit VR Little Endian	1.2.840.10008.1.2.1		
		Implicit VR Little Endian	1.2.840.10008.1.2		
Basic Annotation Box SOP Class	1.2.840.10008.5.1.1.15	Explicit VR Big Endian	1.2.840.10008.1.2.2	SCU	None
		Explicit VR Little Endian	1.2.840.10008.1.2.1		
		Implicit VR Little Endian	1.2.840.10008.1.2		
Basic Grayscale Print Management Meta SOP Class	1.2.840.10008.5.1.1.9			SCU	None
>Basic Film Session SOP Class	1.2.840.10008.5.1.1.1	Explicit VR Big Endian	1.2.840.10008.1.2.2	SCU	None
		Explicit VR Little Endian	1.2.840.10008.1.2.1		
		Implicit VR Little Endian	1.2.840.10008.1.2		
>Basic Film Box SOP Class	1.2.840.10008.5.1.1.2	Explicit VR Big Endian	1.2.840.10008.1.2.2	SCU	None
		Explicit VR Little Endian	1.2.840.10008.1.2.1		

Presentation Context Table					
Abstract Syntax		Transfer Syntax		Role	Extended Negotiation
Name	UID	Name List	UID List		
>Basic Grayscale Image Box SOP Class	1.2.840.10008.5.1.1.4	Implicit VR Little Endian	1.2.840.10008.1.2	SCU	None
		Explicit VR Big Endian	1.2.840.10008.1.2.2		
		Explicit VR Little Endian	1.2.840.10008.1.2.1		
		Implicit VR Little Endian	1.2.840.10008.1.2		
>Printer SOP Class	1.2.840.10008.5.1.1.16	Explicit VR Big Endian	1.2.840.10008.1.2.2	SCU	None
		Explicit VR Little Endian	1.2.840.10008.1.2.1		
		Implicit VR Little Endian	1.2.840.10008.1.2		

This section specifies each IOD created (including private IOD's).

Abbreviations used in the Module table for the column "Presence of Value" are:

ALWAYS	The attribute is always present with a value
EMPTY	The attribute is always present without any value (attribute sent zero length)
VNAP	The attribute is always present and its Value is Not Always Present (attribute sent zero length if no value is present)
ANAP	The attribute is present under specified condition – if present then it will always have a value

The abbreviations used in the Module table for the column "Source" are:

AUTO	The attribute value is generated automatically
CONFIG	The attribute value source is a configurable parameter
COPY	The attribute value source is another SOP instance
FIXED	The attribute value is hard-coded in the application
IMPLICIT	The attribute value source is a user-implicit setting
MPPS	The attribute value is the same as that use for Modality Performed Procedure Step
MWL	The attribute value source is a Modality Worklist
USER	The attribute value source is explicit user input

4.2.4.3.1.3. SOP Specific Conformance for Basic Film Session SOP Class of the Basic Grayscale Print Management Meta SOP Class

This section and sub-section include the manufacturer SOP and Dataset specific information as well the status codes and their corresponding behavior.

Exceptions:

The print job cannot be completed by the printer:

1. Printer errors are handled as given in the next table.
2. DICOM transfer errors to the printer are treated as normal DICOM transfer errors and are recorded appropriately.
3. The printer can use the Basic Annotation Box SOP Class when the annotation flag is set. A control on the SOP Classes during setup of the Association is used to check of the printer known this SOP Class.

Table 78: DICOM Command Response Status Handling Behavior

Service Status	Error Code	Further Meaning	Behavior
Success	0000	Success	Log; Continue.
Warning/Failure	<>0000	(any warning/failure)	Log; Continue.
Error	<>0000	(any error)	Log; Abort.

4.2.4.3.1.3.1. Dataset Specific Conformance for Basic Film Session SOP Class N-CREATE-SCU

Detail regarding the Dataset Specific response behavior will be reported in this section.

Table 79: Basic Film Session Presentation Module

Attribute Name	Tag	VR	Value	Presence of Value	Source	Comment
Number of Copies	2000,0010	IS		ANAP	USER	-
Print Priority	2000,0020	CS		ANAP	USER	-

This part of the section includes the dataset specific behavior, i.e. error codes, error and exception handling, time-outs, etc.

Table 80: DICOM command response status handling behavior

Service Status	Error Code	Further Meaning	Behavior
Success	0000	Film Session successfully created	The print job continues.
Warning	B600	Memory Allocation not supported	The print job continues and the warning is logged.

Table 81: DICOM Command Communication Failure Behavior

Exception	Behavior
ARTIM Time-out	Print job Fails
Reply Time-out	The association is rejected.
Association Time-out SCU	The association is released.
Association aborted	The Print job is marked as failed. The reason is logged and reported to the user.

4.2.4.3.1.4. SOP Specific Conformance for Print Job SOP Class of the

This section and sub-section include the manufacturer SOP and Dataset specific information as well the status codes and their corresponding behavior.

Exceptions:

The print job cannot be completed by the printer:

1. Printer errors are handled as given in the next table.
2. DICOM transfer errors to the printer are treated as normal DICOM transfer errors and are recorded appropriately.
3. The printer can use the Basic Annotation Box SOP Class when the annotation flag is set. A control on the SOP Classes during setup of the Association is used to check of the printer known this SOP Class.

Table 82: DICOM Command Response Status Handling Behavior

Service Status	Error Code	Further Meaning	Behavior
Success	0000	Success	Log; Continue.
Warning/Failure	<>0000	(any warning/failure)	Log; Continue.
Error	<>0000	(any error)	Log; Abort.

4.2.4.3.1.4.1. Dataset Specific Conformance for Print Job N-EVENT-REPORT SCU

Detail regarding the Dataset Specific response behavior will be reported in this section.

IntelliSpace Cardiovascular does not respond to N-EVENT-REPORT from the Printer.

Note:

N-EVENT-REPORT is an asynchronous message from the printer in situations such as no film supply, low cartridge, print door opened, etc. IntelliSpace Cardiovascular does not handle this and responds with either ABORT or releasing the association. On the User Interface the Print Job is displayed as failed and the user needs to resend the image.

4.2.4.3.1.5. SOP Specific Conformance for Basic Annotation Box SOP Class of the

This section and sub-section include the manufacturer SOP and Dataset specific information as well the status codes and their corresponding behavior.

Exceptions:

The print job cannot be completed by the printer:

1. Printer errors are handled as given in the next table.
2. DICOM transfer errors to the printer are treated as normal DICOM transfer errors and are recorded appropriately.
3. The printer can use the Basic Annotation Box SOP Class when the annotation flag is set. A control on the SOP Classes during setup of the Association is used to check if the printer knows this SOP Class.

Table 83: DICOM Command Response Status Handling Behavior

Service Status	Error Code	Further Meaning	Behavior
Success	0000	Success	Log; Continue
Warning/Failure	<>0000	(any warning/failure)	Log; Continue.
Error	<>0000	(any error)	Log; Abort.

4.2.4.3.1.5.1. Dataset Specific Conformance for Basic Annotation Box SOP Class N-SET-SCU

Detail regarding the Dataset Specific response behavior will be reported in this section.

Table 84: Basic Annotation Presentation Module

Attribute Name	Tag	VR	Value	Presence of Value	Source	Comment
Annotation Position	2030,0010	US		ALWAYS	AUTO	-
Text String	2030,0020	LO		ALWAYS	AUTO	Contains Patient Name (0010,0010).

This part of the section includes the dataset specific behavior, i.e. error codes, error and exception handling, time-outs, etc.

Table 85: DICOM Command Communication Failure Behavior

Exception	Behavior
Timeout	The association is closed and the reason is logged.
Association aborted	The association is closed and the reason is logged.

4.2.4.3.1.6. SOP Specific Conformance for Printer SOP Class of the Basic Grayscale Print Management Meta SOP Class

This section and sub-section include the manufacturer SOP and Dataset specific information as well the status codes and their corresponding behavior.

Exceptions:

The print job cannot be completed by the printer:

1. Printer errors are handled as given in the next table.
2. DICOM transfer errors to the printer are treated as normal DICOM transfer errors and are recorded appropriately.

3. The printer can use the Basic Annotation Box SOP Class when the annotation flag is set. A control on the SOP Classes during setup of the Association is used to check of the printer known this SOP Class.

Table 86: DICOM Command Response Status Handling Behavior

Service Status	Error Code	Further Meaning	Behavior
Success	0000	Success	
Warning/Failure	<>0000	(any warning/failure)	Log; Continue.
Error	<>0000	(any error)	Log; Abort.

4.2.4.3.1.6.1. Dataset Specific Conformance for Printer SOP Class N-EVENT-REPORT-SCP

Detail regarding the Dataset Specific response behavior will be reported in this section.

IntelliSpace Cardiovascular does not respond to N-EVENT-REPORT from the Printer.

Note:

N-EVENT-REPORT is an asynchronous message from the printer in situations such as no film supply, low cartridge, print door opened, etc. IntelliSpace Cardiovascular does not handle this and responds with either ABORT or releasing the association. On the User Interface the Print Job is displayed as failed and the user needs to resend the image.

4.2.4.3.1.6.2. Dataset Specific Conformance for Printer SOP Class N-GET-SCU

Detail regarding the Dataset Specific response behavior will be reported in this section.

Table 87: Printer Module

Attribute Name	Tag	VR	Value	Presence of Value	Source	Comment
Manufacturer	0008,0070	LO		ALWAYS	AUTO	-
Manufacturer's Model Name	0008,1090	LO		ALWAYS	AUTO	-
Device Serial Number	0018,1000	LO		ALWAYS	AUTO	-
Software Version(s)	0018,1020	LO		ALWAYS	AUTO	-
Date of Last Calibration	0018,1200	DA		ALWAYS	AUTO	-
Time of Last Calibration	0018,1201	TM		ALWAYS	AUTO	-
Printer Status	2110,0010	CS		ALWAYS	AUTO	-
Printer Name	2110,0030	LO		ALWAYS	AUTO	-

4.2.4.3.1.7. SOP Specific Conformance for Basic Film Box SOP Class of the Basic Grayscale Print Management Meta SOP Class

This section and sub-section include the manufacturer SOP and Dataset specific information as well the status codes and their corresponding behavior.

The Print AE conforms to the Basic Film Box SOP Class. No data elements are discarded or coerced by the Print AE.

Exceptions:

The print job cannot be completed by the printer:

1. Printer errors are handled as given in the next table.
2. DICOM transfer errors to the printer are treated as normal DICOM transfer errors and are recorded appropriately.
3. The printer can use the Basic Annotation Box SOP Class when the annotation flag is set. A control on the SOP Classes during setup of the Association is used to check of the printer known this SOP Class.

Table 88: DICOM Command Response Status Handling Behavior

Service Status	Error Code	Further Meaning	Behavior
Success	0000	Success	Log; Continue
Warning/Failure	<>0000	(any warning/failure)	Log; Continue.
Error	<>0000	(any error)	Log; Abort.

4.2.4.3.1.7.1. Dataset Specific Conformance for Basic Film Box SOP Class N-CREATE-SCU

Detail regarding the Dataset Specific response behavior will be reported in this section.

Table 89: Basic Film Box Presentation Module

Attribute Name	Tag	VR	Value	Presence of Value	Source	Comment
Image Display Format	2010,0010	ST	STANDARD, Value 2: 1,1, 1,2, 2,1, 2,2, 2,3, 3,2, 3,3, 3,4, 3,5, 4,4, 4,5, 4,6	ALWAYS	AUTO	-
Annotation Display Format ID	2010,0030	CS	ANNOTATION	ALWAYS	AUTO	-
Film Orientation	2010,0040	CS	LANDSCAPE, PORTRAIT	ALWAYS	AUTO	-

Table 90: Basic Film Box Relationship Module

Attribute Name	Tag	VR	Value	Presence of Value	Source	Comment
Referenced Film Session Sequence	2010,0500	SQ		ALWAYS	AUTO	-
>Referenced SOP Class UID	0008,1150	UI		ALWAYS	AUTO	-
>Referenced SOP Instance UID	0008,1155	UI		ALWAYS	AUTO	-

This part of the section includes the dataset specific behavior, i.e. error codes, error and exception handling, time-outs, etc.

Table 91: DICOM command response status handling behavior

Service Status	Error Code	Further Meaning	Behavior
Success	0000	Film Box successfully created	The print job continues.
Warning	B605	Requested Min Density or Max Density outside of Printer's operating Range	The print job continues and the warning is logged.
Failure	C616	There is an existing Film Box that has not been printed	The print job is marked as failed and the reason is logged.

Table 92: DICOM Command Communication Failure Behavior

Exception	Behavior
ARTIM Time-out	Print job Fails.
Reply Time-out	The association is rejected.
Association Time-out SCU	The association is released.
Association aborted	The Print job is marked as failed. The reason is logged and reported to the user.

4.2.4.3.1.7.2. Dataset Specific Conformance for Basic Film Box SOP Class N-ACTION-SCU

Detail regarding the Dataset Specific response behavior will be reported in this section.

This part of the section includes the dataset specific behavior, i.e. error codes, error and exception handling, time-outs, etc.

Table 93: DICOM command response status handling behavior

Service Status	Error Code	Further Meaning	Behavior
Success	0000	Film accepted for printing	The print job continues.
Warning	B603	Film Box SOP Instance Hierarchy does not contain Image Box SOP Instances	The print job continues and the warning is logged and reported to the user.
	B604	Image Size is larger than Image Box Size – The Image has been de-magnified	The print job continues and the warning is logged and reported to the user.
	B609	Image Size is larger than Image Box Size – The Image has been cropped to fit	The print job continues and the warning is logged and reported to the user.
	B60A	Image Size or combined Print Image Size is larger than Image Box Size – The Image or combined Print Image has been decimated to fit	The print job continues and the warning is logged and reported to the user.
Failure	C602	Unable to create Print Job SOP Instance – Print Queue is full	The print job is marked as failed and the reason is logged and reported to the user.
	C603	Image Size is larger than Image Box Size	The print job is marked as failed and the reason is logged and reported to the user.
	C613	Combined Print Image Size is larger than Image Box Size	The print job is marked as failed and the reason is logged and reported to the user.

Table 94: DICOM Command Communication Failure Behavior

Exception	Behavior
ARTIM Time-out	Print job Fails
Reply Time-out	The association is rejected
Association Time-out SCU	The association is released.
Association aborted	The Print job is marked as failed. The reason is logged and reported to the user.

4.2.4.3.1.8. SOP Specific Conformance for Basic Grayscale Image Box SOP Class of the Basic Grayscale Print Management Meta SOP Class

This section and sub-section include the manufacturer SOP and Dataset specific information as well the status codes and their corresponding behavior.

The Print AE conforms to the Basic Grayscale Image Box SOP Class. No data elements are discarded or coerced by the Print AE.

Exceptions:

The print job cannot be completed by the printer:

1. Printer errors are handled as given in the next table.
2. DICOM transfer errors to the printer are treated as normal DICOM transfer errors and are recorded appropriately.
3. The printer can use the Basic Annotation Box SOP Class when the annotation flag is set. A control on the SOP Classes during setup of the Association is used to check if the printer knows this SOP Class.

Table 95: DICOM Command Response Status Handling Behavior

Service Status	Error Code	Further Meaning	Behavior
Success	0000	Success	Log; Continue
Warning/Failure	<>0000	(any warning/failure)	Log; Continue.
Error	<>0000	(any error)	Log; Abort.

4.2.4.3.1.8.1. Dataset Specific Conformance for Basic Grayscale Image Box SOP Class N-SET-SCU

Detail regarding the Dataset Specific response behavior will be reported in this section.

Table 96: Image Box Pixel Presentation Module

Attribute Name	Tag	VR	Value	Presence of Value	Source	Comment
Image Box Position	2020,0010	US		ALWAYS	AUTO	-
Basic Grayscale Image Sequence	2020,0110	SQ		ALWAYS	AUTO	-
>Samples per Pixel	0028,0002	US	1	ALWAYS	AUTO	-
>Photometric Interpretation	0028,0004	CS	MONOCHROME2	ALWAYS	AUTO	-
>Planar Configuration	0028,0006	US		ANAP	CONFIG	Additional attribute.
>Rows	0028,0010	US		ALWAYS	AUTO	-
>Columns	0028,0011	US		ALWAYS	AUTO	-
>Pixel Aspect Ratio	0028,0034	IS	Value 1: 1\1	ALWAYS	AUTO	-
>Bits Allocated	0028,0100	US	8	ALWAYS	AUTO	-
>Bits Stored	0028,0101	US	8	ALWAYS	AUTO	-
>High Bit	0028,0102	US	7	ALWAYS	AUTO	-
>Pixel Representation	0028,0103	US	0	ALWAYS	AUTO	-
>Window Center	0028,1050	DS		ANAP	CONFIG	Additional attribute.
>Window Width	0028,1051	DS		ANAP	CONFIG	Additional attribute.
>Pixel Data	7FE0,0010	OW/OB		ALWAYS	AUTO	-

This part of the section includes the dataset specific behavior, i.e. error codes, error and exception handling, time-outs, etc.

Table 97: DICOM command response status handling behavior

Service Status	Error Code	Further Meaning	Behavior
Success	0000	Image successfully stored in Image Box	The print job continues.
Warning	B604	Image Size is larger than Image Box Size – The Image has been de-magnified	The print job continues and the warning is logged and reported to the user.
	B605	Requested Min Density or Max Density outside of Printer's operating Range	The print job continues and the warning is logged and reported to the user.
	B609	Image Size is larger than Image Box Size – The Image has been cropped to fit	The print job continues and the warning is logged and reported to the user.
	B60A	Image Size or combined Print Image Size is larger than Image Box Size – The Image or combined Print Image has been decimated to fit	The print job continues and the warning is logged and reported to the user.
Error	C603	Image Size is larger than Image Box Size	The print job is marked as failed and the reason is logged and reported to the user.
	C605	Insufficient Memory in Printer to store the Image	The print job is marked as failed and the reason is logged and reported to the user.

Service Status	Error Code	Further Meaning	Behavior
	C613	Combined Print Image Size is larger than Image Box Size	The print job is marked as failed and the reason is logged and reported to the user.

Table 98: DICOM Command Communication Failure Behavior

Exception	Behavior
ARTIM Time-out	Print job Fails
Reply Time-out	The association is rejected.
Association Time-out SCU	The association is released.
Association aborted	The Print job is marked as failed. The reason is logged and reported to the user.

4.2.4.4. Association Acceptance Policy

Not applicable, Print AE does not accept any associations.

4.2.5. Query Retrieve as SCP AE

Detail of this specific Application Entity is specified in this section.

4.2.5.1. SOP Classes

The Query/Retrieve SCP AE is used for handling incoming Query/Retrieve requests. The actual sending of DICOM Instances (images, objects) from IntelliSpace Cardiovascular Server to remote system is handled by another AE. The Query/Retrieve SCP AE makes use of the following DICOM functions:

- Verification as SCP, which uses C-ECHO service element.
- Query as SCP, which uses C-FIND as service element.
- Retrieve as SCP, which uses C-MOVE as service element.
- Patient / Study are always updates with the latest information for the exported studies. (Refer to the tables in section 4.2.5.3.2.4 for the list of updated patient and study attributes)

This Application Entity provides Standard Conformance to the following SOP Classes.

Table 99: SOP Classes for Query Retrieve as SCP AE

SOP Class Name	SOP Class UID	SCU	SCP
Verification SOP Class	1.2.840.10008.1.1	No	Yes
Hardcopy Grayscale Image Storage (Retired)	1.2.840.10008.5.1.1.29	Yes	No
Hardcopy Color Image Storage (Retired)	1.2.840.10008.5.1.1.30	Yes	No
Computed Radiography Image Storage SOP Class	1.2.840.10008.5.1.4.1.1.1	Yes	No
Digital X-Ray Image Storage - For Pres. SOP	1.2.840.10008.5.1.4.1.1.1.1	Yes	No
Digital X-Ray Image Storage - For Proc. SOP	1.2.840.10008.5.1.4.1.1.1.1.1	Yes	No
Digital Mammography X-Ray Image Storage - Pres. SOP	1.2.840.10008.5.1.4.1.1.1.2	Yes	No
Digital Mammography X-Ray Image Storage - Proc. SOP	1.2.840.10008.5.1.4.1.1.1.2.1	Yes	No
Digital Intra-oral X-Ray Image Storage - Pres. SOP	1.2.840.10008.5.1.4.1.1.1.3	Yes	No
Digital Intra-oral X-Ray Image Storage - Proc. SOP	1.2.840.10008.5.1.4.1.1.1.3.1	Yes	No
Standalone Modality LUT Storage (Retired)	1.2.840.10008.5.1.4.1.1.10	Yes	No
Encapsulated PDF Storage	1.2.840.10008.5.1.4.1.1.104.1	Yes	No
Grayscale Softcopy Presentation State Storage SOP Class	1.2.840.10008.5.1.4.1.1.11.1	Yes	No
Color Softcopy Presentation State Storage SOP Class	1.2.840.10008.5.1.4.1.1.11.2	Yes	No
X-Ray Angiographic Image Storage SOP Class	1.2.840.10008.5.1.4.1.1.12.1	Yes	No
X-Ray Radiofluoroscopic Image Storage SOP Class	1.2.840.10008.5.1.4.1.1.12.2	Yes	No
X-Ray Angiographic Bi-Plane Image Storage SOP Class (Retired)	1.2.840.10008.5.1.4.1.1.12.3	Yes	No
Positron Emission Tomography Image Storage SOP Class	1.2.840.10008.5.1.4.1.1.128	Yes	No
Standalone PET Curve Storage SOP Class (Retired)	1.2.840.10008.5.1.4.1.1.129	Yes	No
CT Image Storage SOP Class	1.2.840.10008.5.1.4.1.1.2	Yes	No
Nuclear Medicine Image Storage SOP Class	1.2.840.10008.5.1.4.1.1.20	Yes	No
Ultrasound Multi-frame Image Storage (Retired)	1.2.840.10008.5.1.4.1.1.3	Yes	No
Ultrasound Multi-frame Image Storage SOP Class	1.2.840.10008.5.1.4.1.1.3.1	Yes	No
MR Image Storage SOP Class	1.2.840.10008.5.1.4.1.1.4	Yes	No
RT Image Storage SOP Class	1.2.840.10008.5.1.4.1.1.481.1	Yes	No
RT Dose Storage SOP Class	1.2.840.10008.5.1.4.1.1.481.2	Yes	No
RT Structure Set Storage SOP Class	1.2.840.10008.5.1.4.1.1.481.3	Yes	No
RT Plan Storage SOP Class	1.2.840.10008.5.1.4.1.1.481.5	Yes	No

SOP Class Name	SOP Class UID	SCU	SCP
Ultrasound Image Storage (Retired)	1.2.840.10008.5.1.4.1.1.6	Yes	No
Ultrasound Image Storage SOP Class	1.2.840.10008.5.1.4.1.1.6.1	Yes	No
Raw Data Storage SOP Class	1.2.840.10008.5.1.4.1.1.66	Yes	No
Secondary Capture Image Storage SOP Class	1.2.840.10008.5.1.4.1.1.7	Yes	No
Multi-frame Single Bit Secondary Capture Image Storage SOP Class	1.2.840.10008.5.1.4.1.1.7.1	Yes	No
Multi-frame Grayscale Byte SC Image Storage SOP Class	1.2.840.10008.5.1.4.1.1.7.2	Yes	No
Multi-frame Grayscale Word SC Image Storage SOP Class	1.2.840.10008.5.1.4.1.1.7.3	Yes	No
Multi-frame True Color Secondary Capture Image Storage	1.2.840.10008.5.1.4.1.1.7.4	Yes	No
Standalone Overlay Storage SOP Class (Retired)	1.2.840.10008.5.1.4.1.1.8	Yes	No
Basic Text SR SOP Class	1.2.840.10008.5.1.4.1.1.88.11	Yes	No
Enhanced SR SOP Class	1.2.840.10008.5.1.4.1.1.88.22	Yes	No
Detail SR Storage - Trial (Retired)	1.2.840.10008.5.1.4.1.1.88.3	Yes	No
Comprehensive SR SOP Class	1.2.840.10008.5.1.4.1.1.88.33	Yes	No
X-Ray Radiation Dose SR SOP Class	1.2.840.10008.5.1.4.1.1.88.67	Yes	No
Standalone Curve Storage SOP Class (Retired)	1.2.840.10008.5.1.4.1.1.9	Yes	No
General ECG Waveform Storage SOP Class	1.2.840.10008.5.1.4.1.1.9.1.2	Yes	No
Standard Hemodynamic Waveform Storage SOP Class	1.2.840.10008.5.1.4.1.1.9.2.1	Yes	No
Procedure Log Storage SOP Class	1.2.840.10008.5.1.4.1.1.88.40	Yes	No
Key Object Selection Document Storage SOP Class	1.2.840.10008.5.1.4.1.1.88.59	Yes	No
Patient Root QR Information Model - FIND SOP Class	1.2.840.10008.5.1.4.1.2.1.1	No	Yes
Patient Root QR Information Model - MOVE SOP Class	1.2.840.10008.5.1.4.1.2.1.2	No	Yes
Study Root QR Information Model - FIND SOP Class	1.2.840.10008.5.1.4.1.2.2.1	No	Yes
Study Root QR Information Model - MOVE SOP Class	1.2.840.10008.5.1.4.1.2.2.2	No	Yes
PatientStudy Only QR Info. Model - FIND SOP Class (Retired)	1.2.840.10008.5.1.4.1.2.3.1	No	Yes
PatientStudy Only QR Info. Model - MOVE SOP Class (Retired)	1.2.840.10008.5.1.4.1.2.3.2	No	Yes
Philips Private X-Ray Image Storage	1.3.46.670589.2.3.1.1	Yes	No
Philips Private Reconstructed X-ray Storage	1.3.46.670589.2.4.1.1	Yes	No
Philips Private IE33 3D NEO Presentation State Subpage Storage	1.3.46.670589.2.5.1.1	Yes	No
Philips Private ViewForum 3D Volume New Storage	1.3.46.670589.5.0.1.1	Yes	No
Philips Private ViewForum MR Synthetic Image Storage	1.3.46.670589.5.0.10	Yes	No
Philips Private ViewForum MR Cardio Analysis New Storage	1.3.46.670589.5.0.11.1	Yes	No
Philips Private ViewForum CX Synthetic Image Storage	1.3.46.670589.5.0.12	Yes	No
Philips Private ViewForum Perfusion Storage	1.3.46.670589.5.0.13	Yes	No
Philips Private ViewForum Perfusion Analysis Storage	1.3.46.670589.5.0.14	Yes	No
Philips Private ViewForum 3D Volume Object New Storage	1.3.46.670589.5.0.2.1	Yes	No
Philips Private ViewForum Surface New Storage	1.3.46.670589.5.0.3.1	Yes	No
Philips Private ViewForum MR Cardio New Storage	1.3.46.670589.5.0.8.1	Yes	No
Philips Private ViewForum CT Synthetic Image Storage	1.3.46.670589.5.0.9	Yes	No

Note: Any SOP specific behavior is documented later in the conformance statement in the applicable SOP specific conformance section.

4.2.5.2. Association Policies

Each AE specification contains a description of the general association establishment and acceptance policies of the AE.

4.2.5.2.1. General

The DICOM standard application context is specified below.

Table 100: DICOM Application Context

Description	Value
Application Context Name	1.2.840.10008.3.1.1.1

4.2.5.2.2. Number of Associations

The number of simultaneous associations that an Application Entity may support as an Initiator or Acceptor is specified here.

The number of associations that Query Retrieve SCP AE can handle is up to 10. For the verification service at least one association can be handled simultaneously. The Query Retrieve SCP AE will only accept DICOM associations from other DICOM nodes whose AE titles are listed in the IntelliSpace Cardiovascular configuration files. The storage part of the Query Retrieve SCP function can handle maximum of 5 associations simultaneously.

Table 101: Number of associations as an Association Initiator for this AE (C-STORE)

Description	Value
Maximum number of simultaneous associations	5

Table 102: Number of associations as an Association Acceptor for this AE (C-FIND, C-MOVE)

Description	Value
Maximum number of simultaneous associations	5

Table 103: Number of associations as an Association Acceptor for this AE (C-ECHO)

Description	Value
Maximum number of simultaneous associations	1

4.2.5.2.3. Asynchronous Nature

The implementation supports negotiation of multiple outstanding transactions, along with the maximum number of outstanding transactions supported.

Table 104: Asynchronous nature as an Association Initiator for this AE

Description	Value
Maximum number of outstanding asynchronous transactions	Not applicable

4.2.5.2.4. Implementation Identifying Information

The value supplied for Implementation Class UID and version name are documented here.

Table 105: DICOM Implementation Class and Version for Query Retrieve as SCP AE

Implementation Class UID	1.3.46.670589.58.2.2.0
Implementation Version Name	ISCV 2.2.0

4.2.5.2.5. Communication Failure Handling

The behavior of the AE during communication failure is summarized in the next table.

Table 106: Communication Failure Behavior

Exception	Behavior
ARTIM Timeout	The association is released and the reason is logged.

4.2.5.3. Association Initiation Policy

The Application Entity will respond on a received reject Association attempt as shown in next table.

Table 107: Association Rejection response

Result	Source	Reason/Diagnosis	Behavior
1 - rejected-permanent	1 - DICOM UL service-user	1 - no-reason-given	The user is informed. Details are logged in central log file.
		2 - application-context-name-not-supported	The user is informed. Details are logged in central log file.
		3 - calling-AE-title-not-recognized	The user is informed. Details are logged in central log file.
		7 - called-AE-title-not-recognized	The user is informed. Details are logged in central log file.
	2 - DICOM UL service-provider (ACSE related function)	1 - no-reason-given	The user is informed. Details are logged in central log file.
		2 - protocol-version-not-supported	The user is informed. Details are logged in central log file.
	3 - DICOM UL service-provider (Presentation related function)	1 - temporary-congestion	The user is informed. Details are logged in central log file.
		2 - local-limit-exceeded	The user is informed. Details are logged in central log file.
2 - rejected-transient	1 - DICOM UL service-user	1 - no-reason-given	The user is informed. Details are logged in central log file.
		2 - application-context-name-not-supported	The user is informed. Details are logged in central log file.
		3 - calling-AE-title-not-recognized	The user is informed. Details are logged in central log file.
		7 - called-AE-title-not-recognized	The user is informed. Details are logged in central log file.
	2 - DICOM UL service-provider (ACSE related function)	1 - no-reason-given	The user is informed. Details are logged in central log file.
		2 - protocol-version-not-supported	The user is informed. Details are logged in central log file.
	3 - DICOM UL service-provider (Presentation related function)	1 - temporary-congestion	The user is informed. Details are logged in central log file.
		2 - local-limit-exceeded	The user is informed. Details are logged in central log file.

The behavior of the AE on receiving an association abort is summarized in the next table.

Table 108: Association Abort Handling

Source	Reason/Diagnosis	Behavior
0 - DICOM UL service-user (initiated abort)	0 - reason-not-specified	When received, terminates the connection and logs the event.
2 - DICOM UL service-provider (initiated abort)	0 - reason-not-specified	When received, terminates the connection and logs the event.
	1 - unrecognized-PDU	When received, terminates the connection and logs the event.
	2 - unexpected-PDU	When received, terminates the connection and logs the event.
	4 - unrecognized-PDU-parameter	When received, terminates the connection and logs the event.
	5 - unexpected-PDU-parameter	When received, terminates the connection and logs the event.
	6 - invalid-PDU-parameter-value	When received, terminates the connection and logs the event.

4.2.5.3.1. (Real-World) Activity – Image Export

4.2.5.3.1.1. Description and Sequencing of Activities

Normal flow of events:

1. IntelliSpace Cardiovascular accepts the set up request of the remote node. Once the connection has been set up IntelliSpace Cardiovascular receives the query request. In response IntelliSpace Cardiovascular will send (0 of more) queues in the result. The connection will be closed.
2. A new connection will be set up for the retrieve request. If request was successful an association with the store remote node will be set up.
3. The requested data will be sending to the store remote node
4. Connection with the store remote node and the request retrieve node will be closed.
5. Patient Study data will be updated with the latest information. (Refer to the tables in section 4.2.1.3.3.3 for the list of updated patient and study attributes.)

After the C-MOVE request the Query/Retrieve as SCP (C-STORE) will only export the requested instances.

IntelliSpace Cardiovascular send these instances intermediate during the C-MOVE responses or not intermediate than the C-MOVE status "PENDING" is sending to the Remote AE.

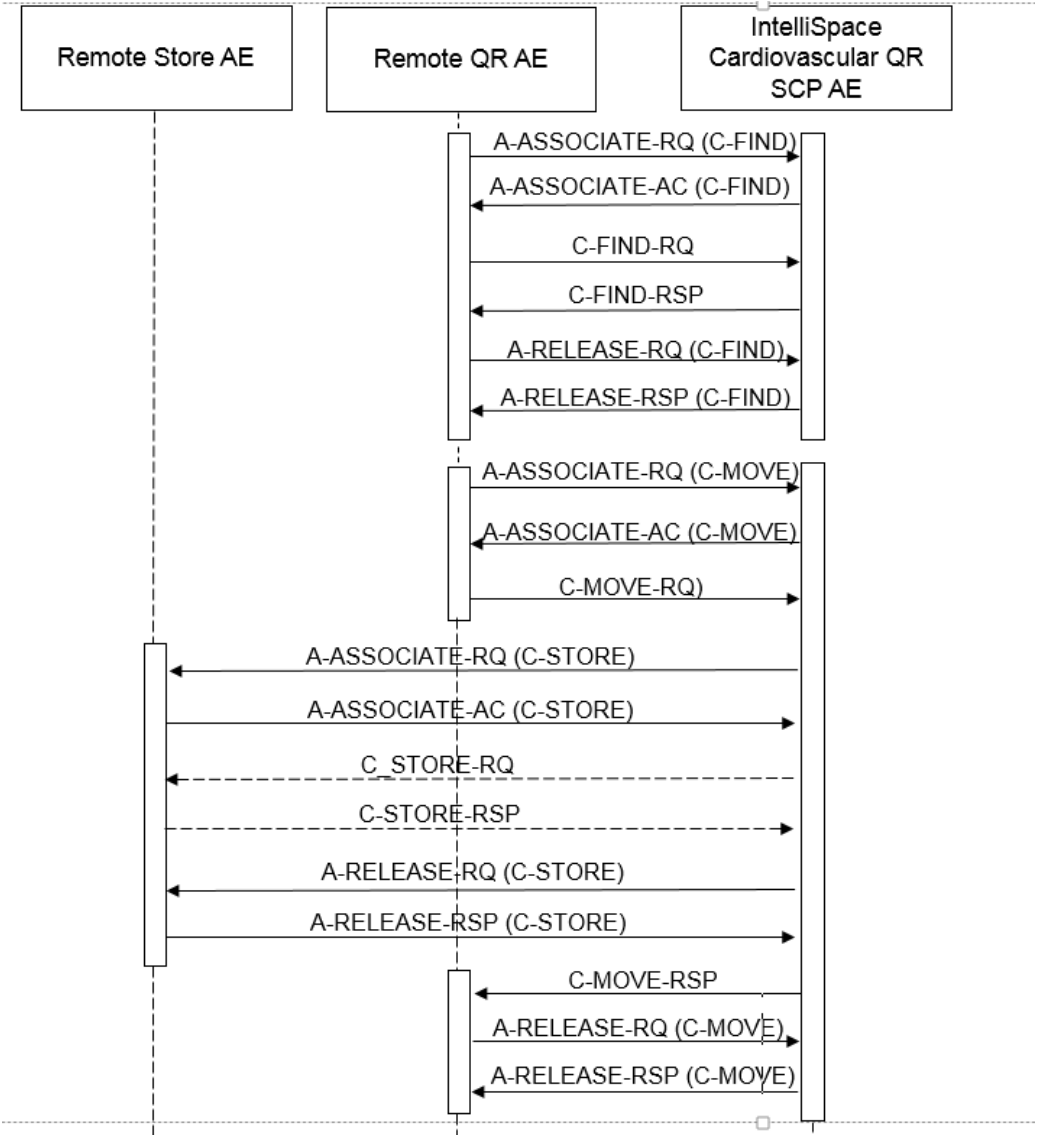


Figure 18: (Real World) Activity - Image Export

4.2.5.3.1.2. Proposed Presentation Contexts

The presentation contexts are defined in the next table.

Table 109: Proposed Presentation Contexts for (Real-World) Activity – Image Export

Presentation Context Table					
Abstract Syntax		Transfer Syntax		Role	Extended Negotiation
Name	UID	Name List	UID List		
Hardcopy Grayscale Image Storage (Retired)	1.2.840.10008.5.1.1.29	Explicit VR Big Endian	1.2.840.10008.1.2.2	SCU	None
		Explicit VR Little Endian	1.2.840.10008.1.2.1		
		Implicit VR Little Endian	1.2.840.10008.1.2		
Hardcopy Color Image Storage (Retired)	1.2.840.10008.5.1.1.30	Explicit VR Big Endian	1.2.840.10008.1.2.2	SCU	None
		Explicit VR Little Endian	1.2.840.10008.1.2.1		

Presentation Context Table					
Abstract Syntax		Transfer Syntax		Role	Extended Negotiation
Name	UID	Name List	UID List		
Computed Radiography Image Storage SOP Class	1.2.840.10008.5.1.4.1.1.1	Implicit VR Little Endian	1.2.840.10008.1.2	SCU	None
		Explicit VR Big Endian	1.2.840.10008.1.2.2		
		Explicit VR Little Endian	1.2.840.10008.1.2.1		
		Implicit VR Little Endian	1.2.840.10008.1.2		
Digital X-Ray Image Storage - For Pres. SOP	1.2.840.10008.5.1.4.1.1.1.1	Explicit VR Big Endian	1.2.840.10008.1.2.2	SCU	None
		Explicit VR Little Endian	1.2.840.10008.1.2.1		
		Implicit VR Little Endian	1.2.840.10008.1.2		
Digital X-Ray Image Storage - For Proc. SOP	1.2.840.10008.5.1.4.1.1.1.1.1	Explicit VR Big Endian	1.2.840.10008.1.2.2	SCU	None
		Explicit VR Little Endian	1.2.840.10008.1.2.1		
		Implicit VR Little Endian	1.2.840.10008.1.2		
Digital Mammography X-Ray Image Storage - Pres. SOP	1.2.840.10008.5.1.4.1.1.1.2	Explicit VR Big Endian	1.2.840.10008.1.2.2	SCU	None
		Explicit VR Little Endian	1.2.840.10008.1.2.1		
		Implicit VR Little Endian	1.2.840.10008.1.2		
Digital Mammography X-Ray Image Storage - Proc. SOP	1.2.840.10008.5.1.4.1.1.1.2.1	Explicit VR Big Endian	1.2.840.10008.1.2.2	SCU	None
		Explicit VR Little Endian	1.2.840.10008.1.2.1		
		Implicit VR Little Endian	1.2.840.10008.1.2		
Digital Intra-oral X-Ray Image Storage - Pres. SOP	1.2.840.10008.5.1.4.1.1.1.3	Explicit VR Big Endian	1.2.840.10008.1.2.2	SCU	None
		Explicit VR Little Endian	1.2.840.10008.1.2.1		
		Implicit VR Little Endian	1.2.840.10008.1.2		
Digital Intra-oral X-Ray Image Storage - Proc. SOP	1.2.840.10008.5.1.4.1.1.1.3.1	Explicit VR Big Endian	1.2.840.10008.1.2.2	SCU	None
		Explicit VR Little Endian	1.2.840.10008.1.2.1		
		Implicit VR Little Endian	1.2.840.10008.1.2		
Standalone Modality LUT Storage (Retired)	1.2.840.10008.5.1.4.1.1.10	Explicit VR Big Endian	1.2.840.10008.1.2.2	SCU	None
		Explicit VR Little Endian	1.2.840.10008.1.2.1		
		Implicit VR Little Endian	1.2.840.10008.1.2		
Encapsulated PDF Storage	1.2.840.10008.5.1.4.1.1.104.1	Explicit VR Big Endian	1.2.840.10008.1.2.2	SCU	None
		Explicit VR Little Endian	1.2.840.10008.1.2.1		
		Implicit VR Little Endian	1.2.840.10008.1.2		
Grayscale Softcopy Presentation State Storage SOP Class	1.2.840.10008.5.1.4.1.1.11.1	Explicit VR Big Endian	1.2.840.10008.1.2.2	SCU	None
		Explicit VR Little Endian	1.2.840.10008.1.2.1		
		Implicit VR Little Endian	1.2.840.10008.1.2		
Color Softcopy Presentation State Storage SOP Class	1.2.840.10008.5.1.4.1.1.11.2	Explicit VR Big Endian	1.2.840.10008.1.2.2	SCU	None
		Explicit VR Little Endian	1.2.840.10008.1.2.1		
		Implicit VR Little Endian	1.2.840.10008.1.2		
X-Ray Angiographic Image Storage SOP Class	1.2.840.10008.5.1.4.1.1.12.1	JPEG Baseline (Process 1)	1.2.840.10008.1.2.4.50	SCU	None
		JPEG Lossless, Non-Hierarchical, FOP (Process 14)	1.2.840.10008.1.2.4.70		
		Explicit VR Big Endian	1.2.840.10008.1.2.2		
		Explicit VR Little Endian	1.2.840.10008.1.2.1		
		Implicit VR Little Endian	1.2.840.10008.1.2		

Presentation Context Table					
Abstract Syntax		Transfer Syntax		Role	Extended Negotiation
Name	UID	Name List	UID List		
X-Ray Radiofluoroscopic Image Storage SOP Class	1.2.840.10008.5.1.4.1.1.12.2	Explicit VR Big Endian	1.2.840.10008.1.2.2	SCU	None
		Explicit VR Little Endian	1.2.840.10008.1.2.1		
		Implicit VR Little Endian	1.2.840.10008.1.2		
X-Ray Angiographic Bi-Plane Image Storage SOP Class (Retired)	1.2.840.10008.5.1.4.1.1.12.3	JPEG Baseline (Process 1)	1.2.840.10008.1.2.4.50	SCU	None
		JPEG Lossless, Non-Hierarchical, FOP (Process 14)	1.2.840.10008.1.2.4.70		
		Explicit VR Big Endian	1.2.840.10008.1.2.2		
		Explicit VR Little Endian	1.2.840.10008.1.2.1		
		Implicit VR Little Endian	1.2.840.10008.1.2		
Positron Emission Tomography Image Storage SOP Class	1.2.840.10008.5.1.4.1.1.128	Explicit VR Big Endian	1.2.840.10008.1.2.2	SCU	None
		Explicit VR Little Endian	1.2.840.10008.1.2.1		
		Implicit VR Little Endian	1.2.840.10008.1.2		
Standalone PET Curve Storage SOP Class (Retired)	1.2.840.10008.5.1.4.1.1.129	Explicit VR Big Endian	1.2.840.10008.1.2.2	SCU	None
		Explicit VR Little Endian	1.2.840.10008.1.2.1		
		Implicit VR Little Endian	1.2.840.10008.1.2		
CT Image Storage SOP Class	1.2.840.10008.5.1.4.1.1.2	Explicit VR Big Endian	1.2.840.10008.1.2.2	SCU	None
		Explicit VR Little Endian	1.2.840.10008.1.2.1		
		Implicit VR Little Endian	1.2.840.10008.1.2		
Nuclear Medicine Image Storage SOP Class	1.2.840.10008.5.1.4.1.1.20	Explicit VR Big Endian	1.2.840.10008.1.2.2	SCU	None
		Explicit VR Little Endian	1.2.840.10008.1.2.1		
		Implicit VR Little Endian	1.2.840.10008.1.2		
Ultrasound Multi-frame Image Storage (Retired)	1.2.840.10008.5.1.4.1.1.3	JPEG Baseline (Process 1)	1.2.840.10008.1.2.4.50	SCU	None
		JPEG Lossless, Non-Hierarchical, FOP (Process 14)	1.2.840.10008.1.2.4.70		
		RLE Lossless	1.2.840.10008.1.2.5		
		Explicit VR Big Endian	1.2.840.10008.1.2.2		
		Explicit VR Little Endian	1.2.840.10008.1.2.1		
		Implicit VR Little Endian	1.2.840.10008.1.2		
Ultrasound Multi-frame Image Storage SOP Class	1.2.840.10008.5.1.4.1.1.3.1	JPEG Baseline (Process 1)	1.2.840.10008.1.2.4.50	SCU	None
		JPEG Lossless, Non-Hierarchical, FOP (Process 14)	1.2.840.10008.1.2.4.70		
		RLE Lossless	1.2.840.10008.1.2.5		
		Explicit VR Big Endian	1.2.840.10008.1.2.2		
		Explicit VR Little Endian	1.2.840.10008.1.2.1		
		Implicit VR Little Endian	1.2.840.10008.1.2		
MR Image Storage SOP Class	1.2.840.10008.5.1.4.1.1.4	Explicit VR Big Endian	1.2.840.10008.1.2.2	SCU	None
		Explicit VR Little Endian	1.2.840.10008.1.2.1		
		Implicit VR Little Endian	1.2.840.10008.1.2		
RT Image Storage SOP Class	1.2.840.10008.5.1.4.1.1.481.1	Explicit VR Big Endian	1.2.840.10008.1.2.2	SCU	None

Presentation Context Table					
Abstract Syntax		Transfer Syntax		Role	Extended Negotiation
Name	UID	Name List	UID List		
		Explicit VR Little Endian	1.2.840.10008.1.2.1		
		Implicit VR Little Endian	1.2.840.10008.1.2		
RT Dose Storage SOP Class	1.2.840.10008.5.1.4.1.1.481.2	Explicit VR Big Endian	1.2.840.10008.1.2.2	SCU	None
		Explicit VR Little Endian	1.2.840.10008.1.2.1		
		Implicit VR Little Endian	1.2.840.10008.1.2		
RT Structure Set Storage SOP Class	1.2.840.10008.5.1.4.1.1.481.3	Explicit VR Big Endian	1.2.840.10008.1.2.2	SCU	None
		Explicit VR Little Endian	1.2.840.10008.1.2.1		
		Implicit VR Little Endian	1.2.840.10008.1.2		
RT Plan Storage SOP Class	1.2.840.10008.5.1.4.1.1.481.5	Explicit VR Big Endian	1.2.840.10008.1.2.2	SCU	None
		Explicit VR Little Endian	1.2.840.10008.1.2.1		
		Implicit VR Little Endian	1.2.840.10008.1.2		
Ultrasound Image Storage (Retired)	1.2.840.10008.5.1.4.1.1.6	JPEG Baseline (Process 1)	1.2.840.10008.1.2.4.50	SCU	None
		JPEG Lossless, Non-Hierarchical, FOP (Process 14)	1.2.840.10008.1.2.4.70		
		RLE Lossless	1.2.840.10008.1.2.5		
		Explicit VR Big Endian	1.2.840.10008.1.2.2		
		Explicit VR Little Endian	1.2.840.10008.1.2.1		
		Implicit VR Little Endian	1.2.840.10008.1.2		
Ultrasound Image Storage SOP Class	1.2.840.10008.5.1.4.1.1.6.1	JPEG Baseline (Process 1)	1.2.840.10008.1.2.4.50	SCU	None
		JPEG Lossless, Non-Hierarchical, FOP (Process 14)	1.2.840.10008.1.2.4.70		
		RLE Lossless	1.2.840.10008.1.2.5		
		Explicit VR Big Endian	1.2.840.10008.1.2.2		
		Explicit VR Little Endian	1.2.840.10008.1.2.1		
		Implicit VR Little Endian	1.2.840.10008.1.2		
Raw Data Storage SOP Class	1.2.840.10008.5.1.4.1.1.66	Explicit VR Big Endian	1.2.840.10008.1.2.2	SCU	None
		Explicit VR Little Endian	1.2.840.10008.1.2.1		
		Implicit VR Little Endian	1.2.840.10008.1.2		
Secondary Capture Image Storage SOP Class	1.2.840.10008.5.1.4.1.1.7	JPEG Baseline (Process 1)	1.2.840.10008.1.2.4.50	SCU	None
		JPEG Lossless, Non-Hierarchical, FOP (Process 14)	1.2.840.10008.1.2.4.70		
		Explicit VR Big Endian	1.2.840.10008.1.2.2		
		Explicit VR Little Endian	1.2.840.10008.1.2.1		
		Implicit VR Little Endian	1.2.840.10008.1.2		
Multi-frame Single Bit Secondary Capture Image Storage SOP Class	1.2.840.10008.5.1.4.1.1.7.1	JPEG Baseline (Process 1)	1.2.840.10008.1.2.4.50	SCU	None
		Explicit VR Big Endian	1.2.840.10008.1.2.2		
		Explicit VR Little Endian	1.2.840.10008.1.2.1		
		Implicit VR Little Endian	1.2.840.10008.1.2		

Presentation Context Table					
Abstract Syntax		Transfer Syntax		Role	Extended Negotiation
Name	UID	Name List	UID List		
Multi-frame Grayscale Byte SC Image Storage SOP Class	1.2.840.10008.5.1.4.1.1.7.2	JPEG Lossless, Non-Hierarchical, FOP (Process 14)	1.2.840.10008.1.2.4.70	SCU	None
		Explicit VR Big Endian	1.2.840.10008.1.2.2		
		Explicit VR Little Endian	1.2.840.10008.1.2.1		
		Implicit VR Little Endian	1.2.840.10008.1.2		
		JPEG Baseline (Process 1)	1.2.840.10008.1.2.4.50		
		JPEG Lossless, Non-Hierarchical, FOP (Process 14)	1.2.840.10008.1.2.4.70		
Multi-frame Grayscale Word SC Image Storage SOP Class	1.2.840.10008.5.1.4.1.1.7.3	Explicit VR Big Endian	1.2.840.10008.1.2.2	SCU	None
		Explicit VR Little Endian	1.2.840.10008.1.2.1		
		Implicit VR Little Endian	1.2.840.10008.1.2		
		JPEG Baseline (Process 1)	1.2.840.10008.1.2.4.50		
		JPEG Lossless, Non-Hierarchical, FOP (Process 14)	1.2.840.10008.1.2.4.70		
Multi-frame True Color Secondary Capture Image Storage	1.2.840.10008.5.1.4.1.1.7.4	Explicit VR Big Endian	1.2.840.10008.1.2.2	SCU	None
		Explicit VR Little Endian	1.2.840.10008.1.2.1		
		Implicit VR Little Endian	1.2.840.10008.1.2		
		JPEG Baseline (Process 1)	1.2.840.10008.1.2.4.50		
		JPEG Lossless, Non-Hierarchical, FOP (Process 14)	1.2.840.10008.1.2.4.70		
Standalone Overlay Storage SOP Class (Retired)	1.2.840.10008.5.1.4.1.1.8	Explicit VR Big Endian	1.2.840.10008.1.2.2	SCU	None
		Explicit VR Little Endian	1.2.840.10008.1.2.1		
		Implicit VR Little Endian	1.2.840.10008.1.2		
Basic Text SR SOP Class	1.2.840.10008.5.1.4.1.1.88.11	Explicit VR Big Endian	1.2.840.10008.1.2.2	SCU	None
		Explicit VR Little Endian	1.2.840.10008.1.2.1		
		Implicit VR Little Endian	1.2.840.10008.1.2		
Enhanced SR SOP Class	1.2.840.10008.5.1.4.1.1.88.22	Explicit VR Big Endian	1.2.840.10008.1.2.2	SCU	None
		Explicit VR Little Endian	1.2.840.10008.1.2.1		
		Implicit VR Little Endian	1.2.840.10008.1.2		
Detail SR Storage - Trial (Retired)	1.2.840.10008.5.1.4.1.1.88.3	Explicit VR Big Endian	1.2.840.10008.1.2.2	SCU	None
		Explicit VR Little Endian	1.2.840.10008.1.2.1		
		Implicit VR Little Endian	1.2.840.10008.1.2		
Comprehensive SR SOP Class	1.2.840.10008.5.1.4.1.1.88.33	Explicit VR Big Endian	1.2.840.10008.1.2.2	SCU	None
		Explicit VR Little Endian	1.2.840.10008.1.2.1		
		Implicit VR Little Endian	1.2.840.10008.1.2		
X-Ray Radiation Dose SR SOP Class	1.2.840.10008.5.1.4.1.1.88.67	Explicit VR Big Endian	1.2.840.10008.1.2.2	SCU	None
		Explicit VR Little Endian	1.2.840.10008.1.2.1		
		Implicit VR Little Endian	1.2.840.10008.1.2		

Presentation Context Table					
Abstract Syntax		Transfer Syntax		Role	Extended Negotiation
Name	UID	Name List	UID List		
Standalone Curve Storage SOP Class (Retired)	1.2.840.10008.5.1.4.1.1.9	Explicit VR Big Endian	1.2.840.10008.1.2.2	SCU	None
		Explicit VR Little Endian	1.2.840.10008.1.2.1		
		Implicit VR Little Endian	1.2.840.10008.1.2		
General ECG Waveform Storage SOP Class	1.2.840.10008.5.1.4.1.1.9.1.2	Explicit VR Big Endian	1.2.840.10008.1.2.2	SCU	None
		Explicit VR Little Endian	1.2.840.10008.1.2.1		
		Implicit VR Little Endian	1.2.840.10008.1.2		
Standard Hemodynamic Waveform Storage SOP Class	1.2.840.10008.5.1.4.1.1.9.2.1	Explicit VR Big Endian	1.2.840.10008.1.2.2	SCU	None
		Explicit VR Little Endian	1.2.840.10008.1.2.1		
		Implicit VR Little Endian	1.2.840.10008.1.2		
Procedure Log Storage SOP Class	1.2.840.10008.5.1.4.1.1.88.40	Explicit VR Big Endian	1.2.840.10008.1.2.2	SCU	None
		Explicit VR Little Endian	1.2.840.10008.1.2.1		
		Implicit VR Little Endian	1.2.840.10008.1.2		
Key Object Selection Document Storage SOP Class	1.2.840.10008.5.1.4.1.1.88.59	Explicit VR Big Endian	1.2.840.10008.1.2.2	SCU	None
		Explicit VR Little Endian	1.2.840.10008.1.2.1		
Philips Private X-Ray Image Storage	1.3.46.670589.2.3.1.1	Explicit VR Big Endian	1.2.840.10008.1.2.2	SCU	None
		Explicit VR Little Endian	1.2.840.10008.1.2.1		
		Implicit VR Little Endian	1.2.840.10008.1.2		
Philips Private Reconstructed X-ray Storage	1.3.46.670589.2.4.1.1	Explicit VR Big Endian	1.2.840.10008.1.2.2	SCU	None
		Explicit VR Little Endian	1.2.840.10008.1.2.1		
		Implicit VR Little Endian	1.2.840.10008.1.2		
Philips Private iE33 3D NEO Presentation State Subpage Storage	1.3.46.670589.2.5.1.1	Explicit VR Big Endian	1.2.840.10008.1.2.2	SCU	None
		Explicit VR Little Endian	1.2.840.10008.1.2.1		
		Implicit VR Little Endian	1.2.840.10008.1.2		
Philips Private ViewForum 3D Volume New Storage	1.3.46.670589.5.0.1.1	Explicit VR Big Endian	1.2.840.10008.1.2.2	SCU	None
		Explicit VR Little Endian	1.2.840.10008.1.2.1		
		Implicit VR Little Endian	1.2.840.10008.1.2		
Philips Private ViewForum MR Synthetic Image Storage	1.3.46.670589.5.0.10	Explicit VR Big Endian	1.2.840.10008.1.2.2	SCU	None
		Explicit VR Little Endian	1.2.840.10008.1.2.1		
		Implicit VR Little Endian	1.2.840.10008.1.2		
Philips Private ViewForum MR Cardio Analysis New Storage	1.3.46.670589.5.0.11.1	Explicit VR Big Endian	1.2.840.10008.1.2.2	SCU	None
		Explicit VR Little Endian	1.2.840.10008.1.2.1		
		Implicit VR Little Endian	1.2.840.10008.1.2		
Philips Private ViewForum CX Synthetic Image Storage	1.3.46.670589.5.0.12	Explicit VR Big Endian	1.2.840.10008.1.2.2	SCU	None
		Explicit VR Little Endian	1.2.840.10008.1.2.1		
		Implicit VR Little Endian	1.2.840.10008.1.2		
Philips Private ViewForum Perfusion Storage	1.3.46.670589.5.0.13	Explicit VR Big Endian	1.2.840.10008.1.2.2	SCU	None
		Explicit VR Little Endian	1.2.840.10008.1.2.1		
		Implicit VR Little Endian	1.2.840.10008.1.2		
Philips Private ViewForum Perfusion Analysis Storage	1.3.46.670589.5.0.14	Explicit VR Big Endian	1.2.840.10008.1.2.2	SCU	None
		Explicit VR Little Endian	1.2.840.10008.1.2.1		
		Implicit VR Little Endian	1.2.840.10008.1.2		

Presentation Context Table					
Abstract Syntax		Transfer Syntax		Role	Extended Negotiation
Name	UID	Name List	UID List		
Philips Private ViewForum 3D Volume Object New Storage	1.3.46.670589.5.0.2.1	Explicit VR Big Endian	1.2.840.10008.1.2.2	SCU	None
		Explicit VR Little Endian	1.2.840.10008.1.2.1		
		Implicit VR Little Endian	1.2.840.10008.1.2		
Philips Private ViewForum Surface New Storage	1.3.46.670589.5.0.3.1	Explicit VR Big Endian	1.2.840.10008.1.2.2	SCU	None
		Explicit VR Little Endian	1.2.840.10008.1.2.1		
		Implicit VR Little Endian	1.2.840.10008.1.2		
Philips Private ViewForum MR Cardio New Storage	1.3.46.670589.5.0.8.1	Explicit VR Big Endian	1.2.840.10008.1.2.2	SCU	None
		Explicit VR Little Endian	1.2.840.10008.1.2.1		
		Implicit VR Little Endian	1.2.840.10008.1.2		
Philips Private ViewForum CT Synthetic Image Storage	1.3.46.670589.5.0.9	Explicit VR Big Endian	1.2.840.10008.1.2.2	SCU	None
		Explicit VR Little Endian	1.2.840.10008.1.2.1		
		Implicit VR Little Endian	1.2.840.10008.1.2		

4.2.5.3.1.3. SOP Specific Conformance for Storage SOP Classes

This section and sub-section include the manufacturer SOP and Dataset specific information as well the status codes and their corresponding behavior.

Not mentioned SOP classes are also supported, but only with the stored transfer syntax. This implies that not mentioned SOP classes are handled in such manner that what comes in will be sent out.

- The DICOM Store SCU exports the same attribute values as were imported into IntelliSpace Cardiovascular.
- The DICOM Store SCU updates the patient study with the latest information.
- The DICOM Store SCU supports all transfer syntaxes that are supported by DICOM import.
- The DICOM Store SCU supports conversion of transfer syntax (must be prepared to do a conversion from the transfer syntax in which the data is stored to the transfer syntax which is negotiated with the remote DICOM Store SOP Specific Conformance for SOP Classes.
- Only the DICOM instances of services where both parties agreed upon are stored, this will be reported.

4.2.5.3.1.3.1. Dataset Specific Conformance for C-STORE-RQ

Detail regarding the Dataset Specific response behavior will be reported in this section.

This includes the dataset specific behavior, i.e. error codes, error and exception handling, time-outs, etc.

The possible status response during the C-STORE-SCU request are listed here:

Table 110: DICOM command response status handling behavior

Service Status	Error Code	Further Meaning	Behavior
Success	0000	Successful stored	Log; Continue.
Refused	A700	Refused: Out of Resources	Log; Continue.
Error	0110	Error: Processing Failure	Log; Continue.
	A900	Error: Data Set does not match SOP Class	Log; Continue.
	C000	Error: cannot understand	Log; Continue.
Warning	B000	Coercion of Data Elements	Log; Continue.
	B007	Data Set does not match SOP Class	Log; Continue.
	B006	Elements Discarded	Log; Continue.

Next table shows the possible Communication Failure during C-STORE request.

Table 111: DICOM Command Communication Failure Behavior

Exception	Behavior
Timeout	The association released and the reason is logged.
Association aborted.	The association released and the reason is logged.

Exceptions:

1. If, after setting up the connection, no data can be sent to the external DICOM node for 2 minutes, IntelliSpace Cardiovascular will retry once and then it will abort the connection and reports error
2. If an error occurs on IntelliSpace Cardiovascular while setting up the connection, IntelliSpace Cardiovascular will abort the connection and reports an error
3. If an error occurs on the external DICOM node while setting up the connection, IntelliSpace Cardiovascular will abort all actions related to that connection and reports an error.
4. If no agreement between the two parties can be reached concerning communication parameters the connection will be closed and no data transfer will take place. IntelliSpace Cardiovascular reports an error.
5. When a network error occurs during connection set up or during data transfer, IntelliSpace Cardiovascular will abort all actions related to the connection and reports and error.

During DICOM based store, transfer negotiations may indicate that the original format of the data is not accepted by the target node. In such cases, the remote store server will try to apply one of the transfer syntax conversions indicated by '+', in order to get to transfer syntax that is supported by the external system. The Transfer syntax conversion is supported from SCU to SCP.

Source Syntax	Destination Syntax		
	ILE	ELE	EBE
ILE	-	+	+
ELE	+	-	+
EBE	+	+	-
JPEG Baseline	-	-	-
JPEG Lossless FOP Non-Hierarchical 14	+	+	+
RLE	+	+	+

Figure 19: Transfer Syntax Conversion from Source to Destination

The Archive AE conforms to the SOP classes of the Storage Service Class. No data elements are discarded or coerced by the Archive AE.

The list of updated patient and study attributes are mentioned in the tables below.

Table 112: List of updated Patient Attributes

Attribute	DICOM Tag
Last Name	Part of (0010,0010)
First name	Part of (0010,0010)
Middle name	Part of (0010,0010)
Date of birth	(0010,0030)
Sex	(0010,0040)

Attribute	DICOM Tag
Issuer of Patient ID	(0010,0021)
MRN	(0010,0020)
Alternate ID#	(0010,1000)
Title	Part of (0010,0010)
Honorific	Part of (0010,0010)
Address 1	Part of (0010,1040)
Address 2 (if Address1 is empty)	Part of (0010,1040)
City	Part of (0010,1040)
State/Province	(0010,2152)
Postal code	Part of (0010,1040)
Country	(0010,2160)
Race	Part of (0010,2154)
Home phone	Part of (0010,2154)
Business phone	Part of (0010,2154)
Mobile phone	

Table 113: List of updated Study Attributes

Attribute	DICOM Tag
Study Description	(0008,1030)
Accession Number	(0008,0050)
Body Part	(0018,0015)
Protocol Name	(0018,1030)
Admitting Diagnoses Description	(0008,1080)
Performed By	(0008,1050)
Reading Physician	(0008,1060)
Ordering Physician	(0032,1032)
Reviewer	(300E,0008)
Referring Physician	(0008,0090)
Institution Department Name	(0008,1040)
Station Name	(0008,1010)
Study Comments	(0032,4000)

4.2.5.4. Association Acceptance Policy

The Application Entity may reject Association attempts as shown in the table below.

Table 114: Association Reject Reasons

Result	Source	Reason/Diagnosis	Behavior
1 - rejected permanent	1 - DICOM UL service-user	1 - no-reason-given	The user is informed. Details are logged in central log file.
		2 - application-context-name-not-supported	The user is informed. Details are logged in central log file.
		3 - calling-AE-title-not-recognized	The user is informed. Details are logged in central log file.
		7 - called-AE-title-not-recognized	The user is informed. Details are logged in central log file.
	2 - DICOM UL service provider (ACSE related function)	1 - no-reason-given	The user is informed. Details are logged in central log file.
		2 - protocol-version-not-supported	The user is informed. Details are logged in central log file.
	3 - DICOM UL service provider (Presentation related function)	1 - temporary-congestion	The user is informed. Details are logged in central log file.
		2 - local-limit-exceeded	The user is informed. Details are logged in central log file.
2 - rejected-transient	1 - DICOM UL service-user	1 - no-reason-given	The user is informed. Details are logged in central log file.
		2 - application-context-name-not-supported	The user is informed. Details are logged in central log file.
		3 - calling-AE-title-not-recognized	The user is informed. Details are logged in central log file.
		7 - called-AE-title-not-recognized	The user is informed. Details are logged in central log file.
	2 - DICOM UL service provider (ACSE related function)	1 - no-reason-given	The user is informed. Details are logged in central log file.
		2 - protocol-version-not-supported	The user is informed. Details are logged in central log file.
	3 - DICOM UL service provider (Presentation related function)	1 - temporary-congestion	The user is informed. Details are logged in central log file.
		2 - local-limit-exceeded	The user is informed. Details are logged in central log file.

The behavior of the AE for sending an association abort is summarized in next table.

Table 115: Association Abort Policies

Source	Reason/Diagnosis	Behavior
0 - DICOM UL service-user (initiated abort)	0 - reason-not-specified	When received, terminates the connection and logs the event.
2 - DICOM UL service-provider (initiated abort)	0 - reason-not-specified	When received, terminates the connection and logs the event.
	1 - unrecognized-PDU	When received, terminates the connection and logs the event.
	2 - unexpected-PDU	When received, terminates the connection and logs the event.
	4 - unrecognized-PDU parameter	When received, terminates the connection and logs the event.

Source	Reason/Diagnosis	Behavior
	5 - unexpected-PDU parameter	When received, terminates the connection and logs the event.
	6 - invalid-PDU-parameter value	When received, terminates the connection and logs the event.

4.2.5.4.1. (Real-World) Activity – Verification as SCP

4.2.5.4.1.1. Description and Sequencing of Activities

The Query/Retrieve as SCP AE accepts associations from systems that wish to verify application level communication using the C-ECHO command.

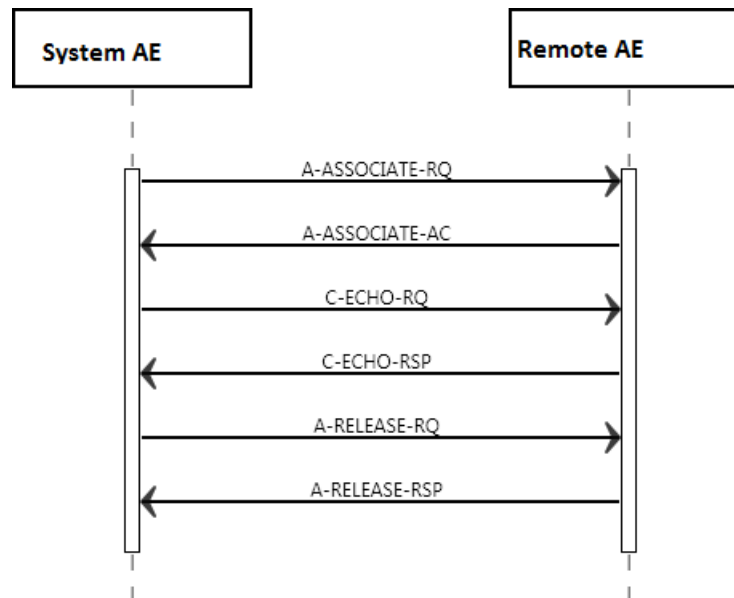


Figure 20: (Real World) Activity - Verification as SCP

4.2.5.4.1.2. Accepted Presentation Contexts

The presentation contexts are defined in the next table.

Table 116: Acceptable Presentation Contexts for (Real-World) Activity – Verification as SCP

Presentation Context Table					
Abstract Syntax		Transfer Syntax		Role	Extended Negotiation
Name	UID	Name List	UID List		
Verification SOP Class	1.2.840.10008.1.1	Explicit VR Big Endian	1.2.840.10008.1.2.2	SCP	None
		Explicit VR Little Endian	1.2.840.10008.1.2.1		
		Implicit VR Little Endian	1.2.840.10008.1.2		

4.2.5.4.1.3. SOP Specific Conformance for Verification SOP Class

This section and sub-section include the manufacturer SOP and Dataset specific information as well the status codes and their corresponding behavior.

The Query/Retrieve as SCP AE provides standard conformance to Verification SOP Class

The Query/Retrieve as SCP (C-ECHO) accept all contexts in the intersection of the proposed and acceptable Presentation Context.

This means that the Query/Retrieve as SCP AE will accept multiple proposed Presentation Contexts with the same SOP Class but different Transfer Syntaxes, so there will be no checks for duplicate Presentation Contexts.

4.2.5.4.1.3.1. Dataset Specific Conformance for Verification C-ECHO SCP

Detail regarding the Dataset Specific response behavior will be reported in this section.

This part of the section includes the dataset specific behavior, i.e. error codes, error and exception handling, time-outs, etc.

Table 117: Status Response

Service Status	Error Code	Further Meaning	Behavior
Success	0000	Confirmation	Message in log file.

4.2.5.4.2. (Real-World) Activity – FIND as SCP

4.2.5.4.2.1. Description and Sequencing of Activities

IntelliSpace Cardiovascular allows the clinical user to query and retrieve data from other systems in the DICOM network. In communications with other nodes, IntelliSpace Cardiovascular operates as a DICOM Query/Retrieve SCP and DICOM Store SCU, which are compatible with DICOM Query/Retrieve SCU and Store SCP provided by other products.

Query/Retrieve as SCP AE accepts associations from systems that wish to query IntelliSpace Cardiovascular database using the C-FIND command.

4.2.5.4.2.2. Accepted Presentation Contexts

The presentation contexts are defined in the next table.

Table 118: Acceptable Presentation Contexts for (Real-World) Activity – FIND As SCP

Presentation Context Table					
Abstract Syntax		Transfer Syntax		Role	Extended Negotiation
Name	UID	Name List	UID List		
Patient Root QR Information Model - FIND SOP Class	1.2.840.10008.5.1.4.1.2.1.1	Explicit VR Big Endian	1.2.840.10008.1.2.2	SCP	None
		Explicit VR Little Endian	1.2.840.10008.1.2.1		
		Implicit VR Little Endian	1.2.840.10008.1.2		
Study Root QR Information Model - FIND SOP Class	1.2.840.10008.5.1.4.1.2.2.1	Explicit VR Big Endian	1.2.840.10008.1.2.2	SCP	None
		Explicit VR Little Endian	1.2.840.10008.1.2.1		
		Implicit VR Little Endian	1.2.840.10008.1.2		
PatientStudy Only QR Info. Model - FIND SOP Class (Retired)	1.2.840.10008.5.1.4.1.2.3.1	Explicit VR Big Endian	1.2.840.10008.1.2.2	SCP	None
		Explicit VR Little Endian	1.2.840.10008.1.2.1		
		Implicit VR Little Endian	1.2.840.10008.1.2		

4.2.5.4.2.3. SOP Specific Conformance for Patient Root QR Information Model - FIND SOP Class

This section and sub-section include the manufacturer SOP and Dataset specific information as well the status codes and their corresponding behavior.

The Query/Retrieve as SCP provides standard conformance.

The Query/Retrieve as SCP accepts all contexts in the intersection of the proposed and acceptable Presentation Context. This means that the Query/Retrieve as SCP will accept multiple proposed Presentation Contexts with the same SOP Class but different Transfer

Syntaxes, so there will be no checks for duplicate Presentation Contexts.

If the C-FIND query is such that more than 1000 matches are found the Query/Retrieve SCP will return an error "out of resources" indicating there are more matches than the system can handle.

If a wildcards are used in a C-FIND, all matching records and all null records are returned by IntelliSpace Cardiovascular.

4.2.5.4.2.3.1. Dataset Specific Conformance for Patient Root QR Information Model - FIND SOP Class C-FIND-SCP

Detail regarding the Dataset Specific response behavior will be reported in this section.

Table 119: Requested Query Keys for Patient Root Information Model

Patient Root Information Model				
Attribute Name	Tag	VR	Type Of Matching	Comment
Query/Retrieve Level	0008,0052	CS		Patient, Study, Series, image
Specific Character Set	0008,0005	CS		-
Q/R Patient level				
Patient ID	0010,0020	LO	Single Value, Wildcard, Universal	-
Patient's Birth Date	0010,0030	DA	Single Value, Universal	-
Patient's Name	0010,0010	PN	Single Value, Universal, WildCard	-
Patient's Sex	0010,0040	CS	Single Value, Universal, WildCard	-
Q/R Study level				
Accession Number	0008,0050	SH	Single Value, Universal, WildCard	-
Issuer of Patient ID	0010,0021	LO	Single Value, Universal, WildCard	
Modalities in Study	0008,0061	CS	Universal	
Number of Study Related Instances	0020,1208	IS	Universal	
Number of Study Related Series	0020,1206	IS	Universal	
Referring Physician's Name	0008,0090	PN	Single Value, Universal, WildCard	-
Study Date	0008,0020	DA	Range, Single Value, Universal	-
Study ID	0020,0010	SH	Single Value, Universal, WildCard	-
Study Instance UID	0020,000D	UI	List Of UID, Single Value, Universal	-
Study Time	0008,0030	TM	Range, Single Value, Universal	-
Q/R Series level				
Body Part Examined	0018,0015	CS		-
Modality	0008,0060	CS	Single Value, Universal	-
Performing Physician's Name	0008,1050	PN		-
Protocol Name	0018,1030	LO		-
Series Instance UID	0020,000E	UI	List Of UID, Single Value,	-

			Universal	
Series Number	0020,0011	IS	Single Value, Universal	-
Number of Series Related Instances	0020,1209	IS	Universal	
Series Description	0008,103E	LO	Single value	
Q/R Image level				
Instance Number	0020,0013	IS	Single Value, Universal	-
SOP Class UID	0008,0016	UI	List Of UID, Single Value, Universal	
SOP Instance UID	0008,0018	UI	List Of UID, Single Value, Universal	-
Rows	0028,0010	US	Universal	
Columns	0028,0011	US	Universal	
Bits Allocated	0028,0100	US	Universal	
Number of Frames	0028,0008	IS	Universal	

This part of the section includes the dataset specific behavior, i.e. error codes, error and exception handling, time-outs, etc. Possible Status Responses during C-FIND responses are listed here:

Table 120: Status Response

Service Status	Error Code	Further Meaning	Behavior
Success	0000	Matching is complete	No final identifier is supplied. Logged and continued.
Failed	A900	Invalid dataset	Related fields (0000,0901) (0000,0902)
Pending	FF01	Current match is supplied	Matches are continuing; Current match is supplied and any Optional Keys were supported in the same manner as Required Keys. (Related fields: identifier)
	FF01	Warning	Matches are continuing; Warning that one or more Optional Keys were not supported for existence and/or matching for this identifier (Related fields: identifier).
Refused	A700	Out of resources	Related fields (0000,0902)

If a query returns more than 1000 results, the system sends an “out of resources” messages back to the client instead of returning query results.

Possible communication failures during the query process are:

Table 121: DICOM Command Communication Failure Behavior

Exception	Behavior
Timeout	The association is released and the reason is logged.
Association aborted	The association is released and the reason is logged.

4.2.5.4.2.4. SOP Specific Conformance for Study Root QR Information Model - FIND SOP Class

This section and sub-section include the manufacturer SOP and Dataset specific information as well the status codes and their corresponding behavior.

The IntelliSpace Cardiovascular Query/Retrieve SCP AE provides standard conformance to the Study Root Q/R Information model.

4.2.5.4.2.4.1. Dataset Specific Conformance for Study Root QR Information Model - FIND SOP Class C-FIND-SCP

Detail regarding the Dataset Specific response behavior will be reported in this section.

Table 122: Requested Query Keys for Study Root Information Model

Study Root Information Model				
Attribute Name	Tag	VR	Type Of Matching	Comment
Query/Retrieve Level	0008,0052	CS		Patient, Study, Series, image
Specific Character Set	0008,0005	CS		-
Q/R Study level				
Accession Number	0008,0050	SH	Single Value, Universal	-
Patient ID	0010,0020	LO	Single Value	-
Patient's Birth Date	0010,0030	DA	Single Value, Universal, WildCard	-
Patient's Name	0010,0010	PN	Single Value, Universal, WildCard	Wildcard matching not case sensitive.
Patient's Sex	0010,0040	CS	Single Value, Universal	-
Referring Physician's Name	0008,0090	PN	Single Value, Universal	-
Study Date	0008,0020	DA	Range, Single Value, Universal	-
Study ID	0020,0010	SH	Single Value, Universal, WildCard	-
Study Instance UID	0020,000D	UI	List Of UID, Single Value, Universal	-
Study Time	0008,0030	TM	Single Value, Universal	-
Number of Study Related Series	0020,1206	IS	Universal	
Number of Study Related Instances	0020,1208	IS	Universal	
Q/R Series level				
Modality	0008,0060	CS	Single Value, Universal	-
Series Instance UID	0020,000E	UI	List Of UID, Single Value, Universal	-
Series Number	0020,0011	IS	Single Value, Universal	-
Number of Series Related Instances	0020,1209	IS	Universal	
Series Description	0008,103E	LO	Single value	
Q/R Image level				
Instance Number	0020,0013	IS	Single Value, Universal	-
SOP Instance UID	0008,0018	UI	List Of UID, Single Value, Universal	-
SOP Class UID	0008,0016	UI	Universal	
Rows	0028,0010	US	Universal	
Columns	0028,0011	US	Universal	
Bits Allocated	0028,0100	US	Universal	

Number of Frames	0028,0008	IS	Universal	
------------------	-----------	----	-----------	--

This part of the section includes the dataset specific behavior, i.e. error codes, error and exception handling, time-outs, etc.

Table 123: Status Response

Service Status	Error Code	Further Meaning	Behavior
Success	0000	Matching is complete	The C-FIND request handling is completed, no more C-FIND responses are sent.
Refused	A700	Out of Resources	N/A
Failed	A900	Identifier does not match SOP class	N/A
	C000	Unable to process	The C-FIND request cannot be parsed. ViewForum logs the reason.
Cancel	FE00	Matching terminated due to Cancel Request	The C-FIND request is canceled, no more C-FIND responses are sent.
Pending	FF00	Matches are continuing – Current match is supplied and any optional keys were supported in the same manner as required keys	The C-FIND responses are continuing.
	FF01	Matches are continuing – Warning that one or more optional keys were not supported for existence and/or matching for this identifier	The C-FIND responses are continuing.

Table 124: DICOM Command Communication Failure Behavior

Exception	Behavior
ARTIM Time-out	The query fails in case of association setup. The reason is logged.
Reply Time-out	The query fails and association is aborted. The reason is logged.

4.2.5.4.2.5. SOP Specific Conformance for PatientStudy Only QR Info. Model - FIND SOP Class (Retired)

This section and sub-section include the manufacturer SOP and Dataset specific information as well the status codes and their corresponding behavior.

The IntelliSpace Cardiovascular Query/Retrieve SCP AE provides standard conformance to the Patient/ Study only Q/R Information model.

4.2.5.4.2.5.1. Dataset Specific Conformance for PatientStudy Only QR Info. Model - FIND SOP Class C-FIND-SCP

Detail regarding the Dataset Specific response behavior will be reported in this section.

Table 125: Requested Query Keys for Patient/Study Only Information Model

Patient/Study Only Information Model				
Attribute Name	Tag	VR	Type Of Matching	Comment
Query/Retrieve Level	0008,0052	CS		PATIENT, STUDY.
Specific Character Set	0008,0005	CS		-
Q/R Patient level				
Patient ID	0010,0020	LO	Single Value, Universal, WildCard	-
Patient's Birth Date	0010,0030	DA	Range, Single Value, Universal	-

Patient's Name	0010,0010	PN	Single Value, Universal, WildCard	Wildcard matching not case sensitive.
Patient's Sex	0010,0040	CS	Single Value, Universal	-
Q/R Study level				
Accession Number	0008,0050	SH		-
Referring Physician's Name	0008,0090	PN		-
Study Date	0008,0020	DA	Single Value, Range	-
Study ID	0020,0010	SH	Single Value, Wildcard, Universal	-
Study Instance UID	0020,000D	UI		-
Study Time	0008,0030	TM		-

This part of the section includes the dataset specific behavior, i.e. error codes, error and exception handling, time-outs, etc.

The table with possible Status Responses for C-FIND request handling is shown here:

Table 126: Status Response

Service Status	Error Code	Further Meaning	Behavior
Success	0000	Matching is complete	The C-FIND request handling is completed, no more C-FIND responses are sent. status logged; continued
Refused	A700	Out of Resources	N/A
Failed	A900	Identifier does not match SOP class	N/A
	C000	Unable to process	The C-FIND request cannot be parsed. ViewForum logs the reason.
Cancel	FE00	Matching terminated due to Cancel Request	The C-FIND request is canceled, no more C-FIND responses are sent.
Pending	FF00	Matches are continuing – Current match is supplied and any optional keys were supported in the same manner as required keys	The C-FIND responses are continuing.
	FF01	Matches are continuing – Warning that one or more optional keys were not supported for existence and/or matching for this identifier	The C-FIND responses are continuing.

Below can be seen the table with the possible communication failures during the C-FIND request handling:

Table 127: DICOM Command Communication Failure Behavior

Exception	Behavior
ARTIM Time-out	The query fails in case of association setup. The reason is logged.
Reply Time-out	The query fails and association is aborted. The reason is logged.

4.2.5.4.3. (Real-World) Activity – MOVE as SCP

4.2.5.4.3.1. Description and Sequencing of Activities

The Query/Retrieve as SCP AE accepts associations from systems that wish to retrieve instances from IntelliSpace Cardiovascular database using the C-MOVE service. The Query/Retrieve as SCP AE accepts all contexts in the intersection of the proposed and acceptable Presentation Context. This means that the Query/Retrieve as SCP AE will accept multiple proposed Presentation Contexts with the same SOP Class but different Transfer Syntaxes, so there will be no checks for duplicate Presentation Contexts.

4.2.5.4.3.2. Accepted Presentation Contexts

The presentation contexts are defined in the next table.

Table 128: Acceptable Presentation Contexts for (Real-World) Activity – MOVE As SCP

Presentation Context Table					
Abstract Syntax		Transfer Syntax		Role	Extended Negotiation
Name	UID	Name List	UID List		
Patient Root QR Information Model - MOVE SOP Class	1.2.840.10008.5.1.4.1.2.1.2	Explicit VR Big Endian	1.2.840.10008.1.2.2	SCP	None
		Explicit VR Little Endian	1.2.840.10008.1.2.1		
		Implicit VR Little Endian	1.2.840.10008.1.2		
Study Root QR Information Model - MOVE SOP Class	1.2.840.10008.5.1.4.1.2.2.2	Explicit VR Big Endian	1.2.840.10008.1.2.2	SCP	None
		Explicit VR Little Endian	1.2.840.10008.1.2.1		
		Implicit VR Little Endian	1.2.840.10008.1.2		
PatientStudy Only QR Info. Model - MOVE SOP Class (Retired)	1.2.840.10008.5.1.4.1.2.3.2	Explicit VR Big Endian	1.2.840.10008.1.2.2	SCP	None
		Explicit VR Little Endian	1.2.840.10008.1.2.1		
		Implicit VR Little Endian	1.2.840.10008.1.2		

4.2.5.4.3.3. SOP Specific Conformance for Patient Root QR Information Model - MOVE SOP Class

This section and sub-section include the manufacturer SOP and Dataset specific information as well the status codes and their corresponding behavior.

The IntelliSpace Cardiovascular Query/Retrieve as SCP AE provides standard conformance to Patient Root Q/R Information Model – MOVE SOP Class.

The Query/Retrieve as SCP AE supports all Query/Retrieve SOP classes. A C-STORE association is built after the C-MOVE request. The Query/Retrieve as SCP AE does not send intermediate C-MOVE responses with status pending.

4.2.5.4.3.3.1. Dataset Specific Conformance for Patient Root QR Information Model - MOVE SOP Class C-MOVE-SCP

Detail regarding the Dataset Specific response behavior will be reported in this section.

Table 129: Identifiers for MOVE Patient Root Information Model as SCP

Patient Root Information Model			
Attribute Name	Tag	VR	Comment
Query/Retrieve Level	0008,0052	CS	-
Q/R Patient level			
Patient ID	0010,0020	LO	-
Q/R Study level			
Study Instance UID	0020,000D	UI	Single Value, List of UIDs
Q/R Series level			
Series Instance UID	0020,000E	UI	Single Value, List of UIDs
Q/R Image level			
SOP Instance UID	0008,0018	UI	Single Value

This part of the section includes the dataset specific behavior, i.e. error codes, error and exception handling, time-outs, etc.

Table 130: Status Response

Service Status	Error Code	Further Meaning	Behavior
Success	0000	Sub-operations complete	No final identifier is supplied Related fields (0000,1020) (0000,1021) (0000,1022) (0000,1023).
Warning	B000	Sub-operations complete	One or more failures Related fields (0000,1020) (0000,1022) (0000,1023).
Failed	A900	Invalid dataset	Related fields (0000,0901) (0000,0902).
	C001	Unable to process	Related fields (0000,0901) (0000,0902).
Pending	FF00	Sub-operations are continuing	The move job continues.

Table 131: DICOM Command Communication Failure Behavior

Exception	Behavior
ARTIM Time-out	The query fails in case of association setup. The reason is logged.
Reply Time-out	The query fails and association is aborted. The reason is logged.

4.2.5.4.3.4. SOP Specific Conformance for Study Root QR Information Model - MOVE SOP Class

This section and sub-section include the manufacturer SOP and Dataset specific information as well the status codes and their corresponding behavior.

The IntelliSpace Cardiovascular Query/Retrieve as SCP AE provides standard conformance to Study Root Q/R Information Model – MOVE SOP Class.

4.2.5.4.3.4.1. Dataset Specific Conformance for Study Root QR Information Model - MOVE SOP Class C-MOVE-SCP

Detail regarding the Dataset Specific response behavior will be reported in this section.

Table 132: Identifiers for MOVE Study Root Information Model as SCP

Study Root Information Model			
Attribute Name	Tag	VR	Comment
Query/Retrieve Level	0008,0052	CS	-
Q/R Study level			
Study Instance UID	0020,000D	UI	Single Value, List of UID
Q/R Series level			
Series Instance UID	0020,000E	UI	Single Value, List of UID
Q/R Image level			
SOP Instance UID	0008,0018	UI	Single Value, List of UID

This part of the section includes the dataset specific behavior, i.e. error codes, error and exception handling, time-outs, etc.

Table 133: Status Response

Service Status	Error Code	Further Meaning	Behavior
Success	0000	Sub-operations complete	No final identifier is supplied. Related fields (0000,1020) (0000,1021) (0000,1022) (0000,1023).

Service Status	Error Code	Further Meaning	Behavior
Warning	B000	Sub-operations complete	One or more failures. Related fields (0000,1020) (0000,1022) (0000,1023).
Failed	A900	Invalid dataset	Related fields (0000,0901) (0000,0902).
	C001	Unable to process	Related fields (0000,0901) (0000,0902).

Table 134: DICOM Command Communication Failure Behavior

Exception	Behavior
ARTIM Time-out	The query fails in case of association setup. The reason is logged.
Reply Time-out	The query fails and association is aborted. The reason is logged.

4.2.5.4.3.5. SOP Specific Conformance for PatientStudy Only QR Info. Model - MOVE SOP Class (Retired)

This section and sub-section include the manufacturer SOP and Dataset specific information as well the status codes and their corresponding behavior.

The IntelliSpace Cardiovascular Query/Retrieve as SCP AE provides standard conformance to Patient/Study Only Q/R Information Model – MOVE SOP Class.

4.2.5.4.3.5.1. Dataset Specific Conformance for PatientStudy Only QR Info. Model - MOVE SOP Class C-MOVE-SCP

Detail regarding the Dataset Specific response behavior will be reported in this section.

Table 135: Identifiers for MOVE Patient/Study Only Information Model as SCP

Patient/Study Only Information Model			
Attribute Name	Tag	VR	Comment
Query/Retrieve Level	0008,0052	CS	-
Q/R Patient level			
Patient ID	0010,0020	LO	-
Q/R Study level			
Study Instance UID	0020,000D	UI	Single Value, List of UID

This part of the section includes the dataset specific behavior, i.e. error codes, error and exception handling, time-outs, etc.

Table 136: Status Response

Service Status	Error Code	Further Meaning	Behavior
Success	0000	Sub-operations complete	No final identifier is supplied Related fields (0000,1020) (0000,1021) (0000,1022) (0000,1023).
Warning	B000	Sub-operations complete	One or more failures Related fields (0000,1020) (0000,1022) (0000,1023).
Failed	A900	Invalid dataset	Related fields (0000,0901) (0000,0902).
	C001	Unable to process	Related fields (0000,0901) (0000,0902).

Table 137: DICOM Command Communication Failure Behavior

Exception	Behavior
ARTIM Time-out	The query fails in case of association setup. The reason is logged.
Reply Time-out	The query fails and association is aborted. The reason is logged.

4.2.6. Query Retrieve as SCU AE

Detail of this specific Application Entity is specified in this section.

4.2.6.1. SOP Classes

The Query/Retrieve SCU AE is used for sending Query/Retrieve requests to remote system. The actual import of DICOM Instances (images, objects) into IntelliSpace Cardiovascular Server is handled by another AE. The Query/Retrieve SCU AE makes use of the following DICOM functions:

- Query / Retrieve SCU, which uses C-ECHO as service element.
- Query as SCU, which uses C-FIND as service element.
- Retrieve as SCU, which uses C-MOVE as service element.

This Application Entity provides Standard Conformance to the following SOP Classes.

Table 138: SOP Classes for Query Retrieve as SCU AE

SOP Class Name	SOP Class UID	SCU	SCP
Verification SOP Class	1.2.840.10008.1.1	Yes	No
Study Root QR Information Model - FIND SOP Class	1.2.840.10008.5.1.4.1.2.2.1	Yes	No
Study Root QR Information Model - MOVE SOP Class	1.2.840.10008.5.1.4.1.2.2.2	Yes	No

Note: Any SOP specific behavior is documented later in the conformance statement in the applicable SOP specific conformance section.

4.2.6.2. Association Policies

Each AE specification contains a description of the general association establishment and acceptance policies of the AE.

4.2.6.2.1. General

The DICOM standard application context is specified below.

Table 139: DICOM Application Context

Description	Value
Application Context Name	1.2.840.10008.3.1.1.1

4.2.6.2.2. Number of Associations

The number of simultaneous associations that an Application Entity may support as an Initiator or Acceptor is specified here.

Table 140: Number of associations as an Association Initiator for this AE

Description	Value
Maximum number of simultaneous associations	5

4.2.6.2.3. Asynchronous Nature

The implementation supports negotiation of multiple outstanding transactions, along with the maximum number of outstanding transactions supported.

Table 141: Asynchronous nature as an Association Initiator for this AE

Description	Value
Maximum number of outstanding asynchronous transactions	Not applicable

4.2.6.2.4. Implementation Identifying Information

The value supplied for Implementation Class UID and version name are documented here.

Table 142: DICOM Implementation Class and Version for Query Retrieve as SCU AE

Implementation Class UID	1.3.46.670589.58.2.2.0
Implementation Version Name	ISCV 2.2.0

4.2.6.2.5. Communication Failure Handling

The behavior of the AE during communication failure is summarized in the next table.

Table 143: Communication Failure Behavior

Exception	Behavior
ARTIM Timeout	The association is released and the reason is logged.

4.2.6.3. Association Initiation Policy

The Application Entity will respond on a received reject Association attempt as shown in next table.

Table 144: Association Rejection response

Result	Source	Reason/Diagnosis	Behavior
1 - rejected-permanent	1 - DICOM UL service-user	1 - no-reason-given	The user is informed. Details are logged in central log file.
		2 - application-context-name-not-supported	The user is informed. Details are logged in central log file.
		3 - calling-AE-title-not-recognized	The user is informed. Details are logged in central log file.
		7 - called-AE-title-not-recognized	The user is informed. Details are logged in central log file.
	2 - DICOM UL service-provider (ACSE related function)	1 - no-reason-given	The user is informed. Details are logged in central log file.
		2 - protocol-version-not-supported	The user is informed. Details are logged in central log file.
	3 - DICOM UL service-provider (Presentation related function)	1 - temporary-congestion	The user is informed. Details are logged in central log file.
		2 - local-limit-exceeded	The user is informed. Details are logged in central log file.
2 - rejected-transient	1 - DICOM UL service-user	1 - no-reason-given	The user is informed. Details are logged in central log file.
		2 - application-context-name-not-supported	The user is informed. Details are logged in central log file.
		3 - calling-AE-title-not-recognized	The user is informed. Details are logged in central log file.
		7 - called-AE-title-not-recognized	The user is informed. Details are logged in central log file.
	2 - DICOM UL service-provider (ACSE related function)	1 - no-reason-given	The user is informed. Details are logged in central log file.
		2 - protocol-version-not-supported	The user is informed. Details are logged in central log file.

Result	Source	Reason/Diagnosis	Behavior
	3 - DICOM UL service-provider (Presentation related function)	1 - temporary-congestion	The user is informed. Details are logged in central log file.
		2 - local-limit-exceeded	The user is informed. Details are logged in central log file.

The behavior of the AE on receiving an association abort is summarized in the next table.

Table 145: Association Abort Handling

Source	Reason/Diagnosis	Behavior
0 - DICOM UL service-user (initiated abort)	0 - reason-not-specified	When received, terminates the connection and logs the event.
2 - DICOM UL service-provider (initiated abort)	0 - reason-not-specified	When received, terminates the connection and logs the event.
	1 - unrecognized-PDU	When received, terminates the connection and logs the event.
	2 - unexpected-PDU	When received, terminates the connection and logs the event.
	4 - unrecognized-PDU-parameter	When received, terminates the connection and logs the event.
	5 - unexpected-PDU-parameter	When received, terminates the connection and logs the event.
	6 - invalid-PDU-parameter-value	When received, terminates the connection and logs the event.

4.2.6.3.1. (Real-World) Activity – Verification as SCU

4.2.6.3.1.1. Description and Sequencing of Activities

As defined the Network AE acts as a Verification SCP for any Remote SCU as Verification SCU.

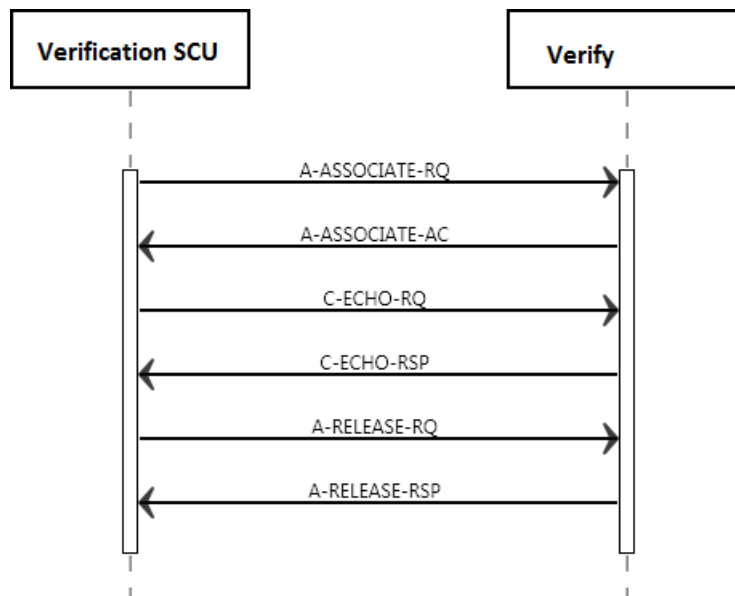


Figure 21: Sequencing of Verification

4.2.6.3.1.2. Proposed Presentation Contexts

The presentation contexts are defined in the next table.

Table 146: Proposed Presentation Contexts for (Real-World) Activity – Verification as SCU

Presentation Context Table					
Abstract Syntax		Transfer Syntax		Role	Extended Negotiation
Name	UID	Name List	UID List		
Verification SOP Class	1.2.840.10008.1.1	Explicit VR Big Endian	1.2.840.10008.1.2.2	SCU	None
		Explicit VR Little Endian	1.2.840.10008.1.2.1		
		Implicit VR Little Endian	1.2.840.10008.1.2		

Note: No extended negotiations supported by IntelliSpace Cardiovascular Network AE.

4.2.6.3.1.3. SOP Specific Conformance for Verification SOP Class

This section and sub-section include the manufacturer SOP and Dataset specific information as well the status codes and their corresponding behavior.

4.2.6.3.1.3.1. Dataset Specific Conformance for Verification C-ECHO SCU

Detail regarding the Dataset Specific response behavior will be reported in this section.

This part of the section includes the dataset specific behavior, i.e. error codes, error and exception handling, time-outs, etc.

Table 147: Status Response

Service Status	Error Code	Further Meaning	Behavior
Success	0000	Matching is complete	Continue; information logged.

4.2.6.3.2. (Real-World) Activity – FIND as SCU

4.2.6.3.2.1. Description and Sequencing of Activities

The Query/Retrieve as SCU AE initiates associations to other systems that support the Study Root Query/Retrieve C-FIND service.

Normal flow of events for C-FIND:

1. The user selects criteria's where to query on and after that, IntelliSpace Cardiovascular sets up a connection with the selected external DICOM node.
2. Based on query results, the user selected on or more entries to be retrieved. The retrieve request will be send to the remote DICOM node.
3. In response, the external DICOM node returns (0 or more) query results in the form of a list of studies that meet the search criteria entered earlier by the clinical user. The user selects the studies to retrieve from the external DICOM node.
4. When the requested instances are stored, the remote host closes the connection with IntelliSpace Cardiovascular.

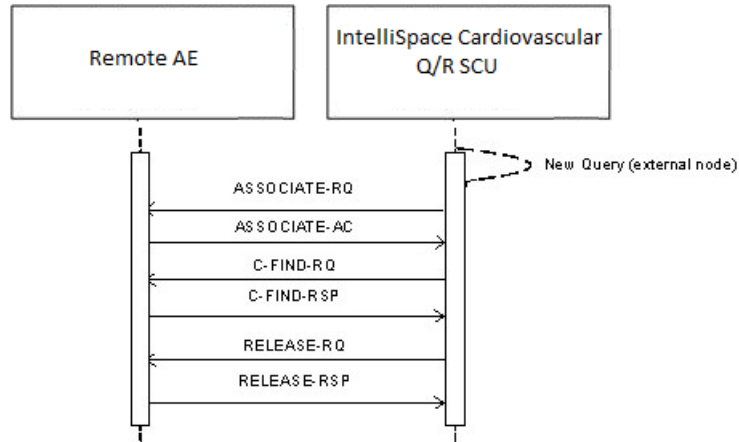


Figure 22: (Real World) Activity - FIND As SCU

Normal flow of events for C-MOVE:

1. Based on query results, the user selected on or more entries to be retrieved.
2. IntelliSpace Cardiovascular sets up a request connection with the external DICOM node that provided the query results, and negotiates communication parameters.
3. IntelliSpace Cardiovascular sends a retrieve request to the external DICOM node. The external DICOM node sets up a store connection with the Store SCP. Connection set up take place and is only accepted by the Store SCP, if the Query/Retrieve SCU has an open retrieve connection with the external DICOM node. Meanwhile it is possible to send C-MOVE-RSP PENDING to the IntelliSpace Cardiovascular server.
4. The external DICOM node sends over the requested DICOM instance data.
5. The connection will be closed by IntelliSpace Cardiovascular.

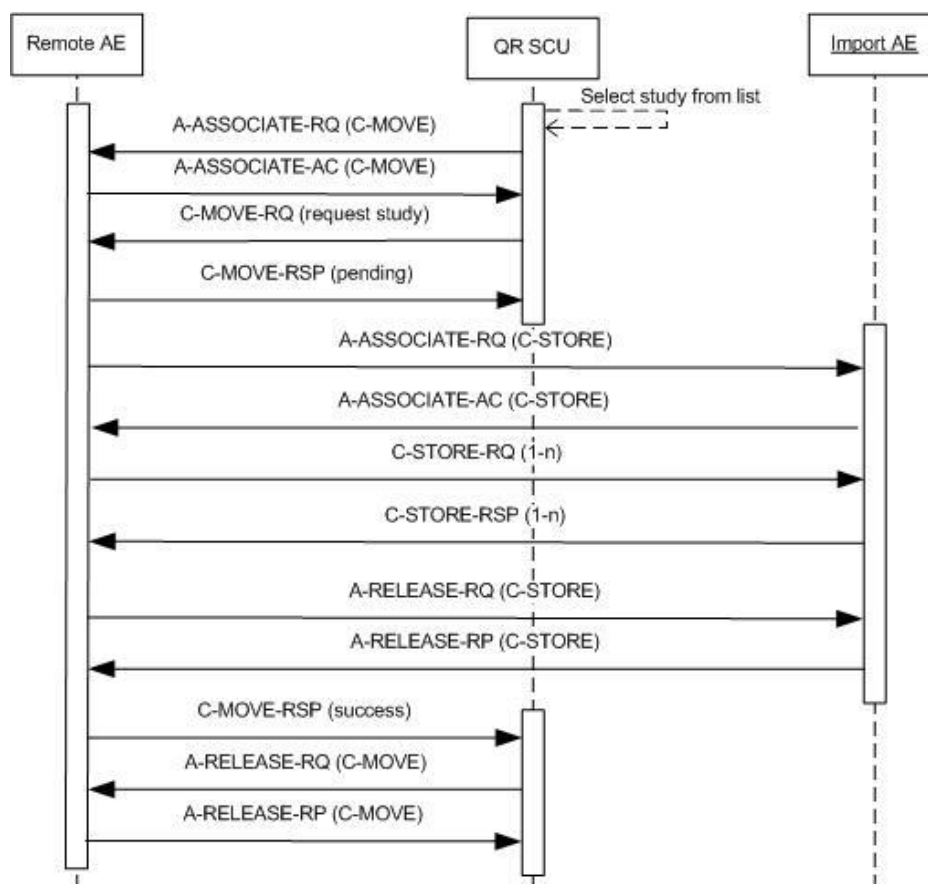


Figure 23: Flow diagram Retrieve DICOM image data from external DICOM node.

4.2.6.3.2.2. Proposed Presentation Contexts

The presentation contexts are defined in the next table.

Table 148: Proposed Presentation Contexts for (Real-World) Activity – FIND As SCU

Presentation Context Table					
Abstract Syntax		Transfer Syntax		Role	Extended Negotiation
Name	UID	Name List	UID List		
Study Root QR Information Model - FIND SOP Class	1.2.840.10008.5.1.4.1.2.2.1	Explicit VR Big Endian	1.2.840.10008.1.2.2	SCU	None
		Explicit VR Little Endian	1.2.840.10008.1.2.1		
		Implicit VR Little Endian	1.2.840.10008.1.2		

4.2.6.3.2.3. SOP Specific Conformance for Study Root QR Information Model - FIND SOP Class

This section and sub-section include the manufacturer SOP and Dataset specific information as well the status codes and their corresponding behavior.

Only Study level queries are supported.

The Query/Retrieve as SCU AE supports queries based on the combination of the following (Study level) attributes and attribute matching types (as defined in [DICOM] PS 3.4).

4.2.6.3.2.3.1. Dataset Specific Conformance for Study Root QR Information Model - FIND SOP Class C-FIND-SCU

Detail regarding the Dataset Specific response behavior will be reported in this section.

Table 149: Supported Query Keys for Study Root Information Model

Study Root Information Model				
Attribute Name	Tag	VR	Type Of Matching	Comment
Query/Retrieve Level	0008,0052	CS		-
Specific Character Set	0008,0005	CS		-
Q/R Study level				
Accession Number	0008,0050	SH	Single Value, Universal, WildCard	-
Modalities in Study	0008,0061	CS	Single Value, Universal	CT, CR, DX, ECG, EPS, IVUS, MG, MR, NM, OT, PT, RF, US, XA
Patient ID	0010,0020	LO	Single Value, Universal, WildCard	'*' character is always suffixed with this value. Its called MRN here.
Patient's Birth Date	0010,0030	DA	Single Value, Universal	Should be in the format M/d/yyyy.
Patient's Name	0010,0010	PN	Single Value, Universal, WildCard,	
Patient's Sex	0010,0040	CS	Single Value, Universal	All,M,F,O,U
Study Date	0008,0020	DA	Range, Single Value, Universal	Add All,Today,Yesterday,Last 2 days,Last 3 days, Last 4 days, Last 7 days, Last 10 days, Last 30 days, This Week, Last week, This month, Last Month, Last 2 months, This year, Last year.
Study Instance UID	0020,000D	UI	Universal	-
Institution Name	0008,0080	LO	Universal	All

Note: The Patient's Name key attribute matching type is implicitly converted from Single Value matching to Wild Card matching by adding a Wild Card "*" character at the end of its value.

This part of the section includes the dataset specific behavior, i.e. error codes, error and exception handling, time-outs, etc.

Table 150: DICOM command response status handling behavior

Service Status	Error Code	Further Meaning	Behavior
Success	0000	Matching is complete	Continue, Log.
Refused	A700	Refused – Out of resources	Log; Release association.
Failed	A900	Error – Identifier does not match SOP class	Log; Release association.
	C001	Error – Unable to process	Log; Release association.
Cancel	FE00	Matching terminated due to cancel request	Log; Release association.
Pending	FF00	Matches are continuing – current match is supplied and any optional keys were supported in the same manner as required keys	Continue
	FF01	Matches are continuing – warning that one or more optional keys were not supported for existence and/or matching for this identifier	Continue

Table 151: DICOM Command Communication Failure Behavior

Exception	Behavior
Timeout	The association is released and the reason is logged.
Association aborted	The association is released and the reason is logged.

4.2.6.3.3. (Real-World) Activity – MOVE as SCU

4.2.6.3.3.1. Description and Sequencing of Activities

The Query/Retrieve as SCU AE initiates associations to other systems that support the Study Root Query/Retrieve C-MOVE service.

4.2.6.3.3.2. Proposed Presentation Contexts

The presentation contexts are defined in the next table.

Table 152: Proposed Presentation Contexts for (Real-World) Activity – MOVE As SCU

Presentation Context Table					
Abstract Syntax		Transfer Syntax		Role	Extended Negotiation
Name	UID	Name List	UID List		
Study Root QR Information Model - MOVE SOP Class	1.2.840.10008.5.1.4.1.2.2.2	Explicit VR Big Endian	1.2.840.10008.1.2.2	SCU	None
		Explicit VR Little Endian	1.2.840.10008.1.2.1		
		Implicit VR Little Endian	1.2.840.10008.1.2		

4.2.6.3.3.3. SOP Specific Conformance for Study Root QR Information Model - MOVE SOP Class

This section and sub-section include the manufacturer SOP and Dataset specific information as well the status codes and their corresponding behavior.

Only Study level queries are supported. The Query/Retrieve as SCU AE supports queries based on the combination of the following (Study level) attributes and attribute matching types (as defined in [DICOM] PS 3.4).

4.2.6.3.3.3.1. Dataset Specific Conformance for Study Root QR Information Model - MOVE SOP Class C-MOVE-SCU

Detail regarding the Dataset Specific response behavior will be reported in this section.

Table 153: Identifiers for MOVE Study Root Information Model as SCU

Study Root Information Model			
Attribute Name	Tag	VR	Comment
Query/Retrieve Level	0008,0052	CS	-
Q/R Study level			
Study Instance UID	0020,000D	UI	-

This part of the section includes the dataset specific behavior, i.e. error codes, error and exception handling, time-outs, etc.

Table 154: DICOM command response status handling behavior

Service Status	Error Code	Further Meaning	Behavior
Success	0000	Sub-operations complete – no failures	Continue.
Refused	A700	Refused – Out of resources	Log; Release association.
Failed	A900	Error – Identifier does not match SOP class	Log; Release association.
	C001	Error – Unable to process	Log; Release association.
Warning	B000	Sub-operations complete – one or more failures	The SCP has retrieved all requested images. Release association.
Cancel	FE00	Sub-operations terminated due to cancel request	Log; Release association.
Pending	FF00	Sub-operations are continuing	Continue.

Service Status	Error Code	Further Meaning	Behavior
	FF01	Sub-operations are continuing	Continue.

Exceptions:

1. The maximum number of parallel query/retrieve is reached. The request is queued by FIFO order.
2. At any point in time, an error occurs in the network or on the external DICOM node; IntelliSpace Cardiovascular will close the connection and report an error
3. If an error occurs during data transfer, IntelliSpace Cardiovascular will close the connection and report an error
4. If an error occurs on the external DICOM node while setting up the connection, IntelliSpace Cardiovascular will abort all actions related to that connection and report an error.

Table 155: DICOM Command Communication Failure Behavior

Exception	Behavior
Timeout	The association is released and the reason is logged.
Association aborted	The association is released and the reason is logged.

4.2.6.4. Association Acceptance Policy

Not applicable, the Query/Retrieve SCU AE doesn't accept any associations from other DICOM nodes.

4.2.7. Send AE

Detail of this specific Application Entity is specified in this section.

4.2.7.1. SOP Classes

Send AE, for its functioning, makes use of following DICOM functions:

- Verification as SCU, which uses C-ECHO service element.
- Storage as SCU, which uses C-STORE as service element.
- Patient / Study are always updates with the latest information for the exported studies. (Refer to the tables in section 4.2.7.3.2.4 for the list of updated patient and study attributes)

These DICOM functions will be described in the following subsections.

This Application Entity provides Standard Conformance to the following SOP Classes.

Table 156: SOP Classes for Send AE

SOP Class Name	SOP Class UID	SCU	SCP
Verification SOP Class	1.2.840.10008.1.1	Yes	No
Hardcopy Grayscale Image Storage (Retired)	1.2.840.10008.5.1.1.29	Yes	No
Hardcopy Color Image Storage (Retired)	1.2.840.10008.5.1.1.30	Yes	No
Computed Radiography Image Storage SOP Class	1.2.840.10008.5.1.4.1.1.1	Yes	No
Digital X-Ray Image Storage - For Pres. SOP	1.2.840.10008.5.1.4.1.1.1.1	Yes	No
Digital X-Ray Image Storage - For Proc. SOP	1.2.840.10008.5.1.4.1.1.1.1.1	Yes	No
Digital Mammography X-Ray Image Storage - Pres. SOP	1.2.840.10008.5.1.4.1.1.1.2	Yes	No
Digital Mammography X-Ray Image Storage - Proc. SOP	1.2.840.10008.5.1.4.1.1.1.2.1	Yes	No
Digital Intra-oral X-Ray Image Storage - Pres. SOP	1.2.840.10008.5.1.4.1.1.1.3	Yes	No
Digital Intra-oral X-Ray Image Storage - Proc. SOP	1.2.840.10008.5.1.4.1.1.1.3.1	Yes	No
Standalone Modality LUT Storage (Retired)	1.2.840.10008.5.1.4.1.1.10	Yes	No
Encapsulated PDF Storage	1.2.840.10008.5.1.4.1.1.104.1	Yes	No
Standalone VOI LUT Storage SOP Class (Retired)	1.2.840.10008.5.1.4.1.1.11	Yes	No
Grayscale Softcopy Presentation State Storage SOP Class	1.2.840.10008.5.1.4.1.1.11.1	Yes	No
X-Ray Angiographic Image Storage SOP Class	1.2.840.10008.5.1.4.1.1.12.1	Yes	No
X-Ray Radiofluoroscopic Image Storage SOP Class	1.2.840.10008.5.1.4.1.1.12.2	Yes	No
X-Ray Angiographic Bi-Plane Image Storage SOP Class (Retired)	1.2.840.10008.5.1.4.1.1.12.3	Yes	No
Positron Emission Tomography Image Storage SOP Class	1.2.840.10008.5.1.4.1.1.128	Yes	No
Standalone PET Curve Storage SOP Class (Retired)	1.2.840.10008.5.1.4.1.1.129	Yes	No
CT Image Storage SOP Class	1.2.840.10008.5.1.4.1.1.2	Yes	No
Nuclear Medicine Image Storage SOP Class	1.2.840.10008.5.1.4.1.1.20	Yes	No
Ultrasound Multi-frame Image Storage (Retired)	1.2.840.10008.5.1.4.1.1.3	Yes	No
Ultrasound Multi-frame Image Storage SOP Class	1.2.840.10008.5.1.4.1.1.3.1	Yes	No
MR Image Storage SOP Class	1.2.840.10008.5.1.4.1.1.4	Yes	No
RT Image Storage SOP Class	1.2.840.10008.5.1.4.1.1.481.1	Yes	No
RT Dose Storage SOP Class	1.2.840.10008.5.1.4.1.1.481.2	Yes	No
RT Structure Set Storage SOP Class	1.2.840.10008.5.1.4.1.1.481.3	Yes	No
RT Plan Storage SOP Class	1.2.840.10008.5.1.4.1.1.481.5	Yes	No
Ultrasound Image Storage (Retired)	1.2.840.10008.5.1.4.1.1.6	Yes	No

SOP Class Name	SOP Class UID	SCU	SCP
Ultrasound Image Storage SOP Class	1.2.840.10008.5.1.4.1.1.6.1	Yes	No
Raw Data Storage SOP Class	1.2.840.10008.5.1.4.1.1.66	Yes	No
Secondary Capture Image Storage SOP Class	1.2.840.10008.5.1.4.1.1.7	Yes	No
Multi-frame Single Bit Secondary Capture Image Storage SOP Class	1.2.840.10008.5.1.4.1.1.7.1	Yes	No
Multi-frame Grayscale Byte SC Image Storage SOP Class	1.2.840.10008.5.1.4.1.1.7.2	Yes	No
Multi-frame Grayscale Word SC Image Storage SOP Class	1.2.840.10008.5.1.4.1.1.7.3	Yes	No
Multi-frame True Color Secondary Capture Image Storage	1.2.840.10008.5.1.4.1.1.7.4	Yes	No
Standalone Overlay Storage SOP Class (Retired)	1.2.840.10008.5.1.4.1.1.8	Yes	No
Basic Text SR SOP Class	1.2.840.10008.5.1.4.1.1.88.11	Yes	No
Enhanced SR SOP Class	1.2.840.10008.5.1.4.1.1.88.22	Yes	No
Detail SR Storage - Trial (Retired)	1.2.840.10008.5.1.4.1.1.88.3	Yes	No
Comprehensive SR SOP Class	1.2.840.10008.5.1.4.1.1.88.33	Yes	No
X-Ray Radiation Dose SR SOP Class	1.2.840.10008.5.1.4.1.1.88.67	Yes	No
Standalone Curve Storage SOP Class (Retired)	1.2.840.10008.5.1.4.1.1.9	Yes	No
General ECG Waveform Storage SOP Class	1.2.840.10008.5.1.4.1.1.9.1.2	Yes	No
Standard Hemodynamic Waveform Storage SOP Class	1.2.840.10008.5.1.4.1.1.9.2.1	Yes	No
Procedure Log Storage SOP Class	1.2.840.10008.5.1.4.1.1.88.40	Yes	No
Key Object Selection Document Storage SOP Class	1.2.840.10008.5.1.4.1.1.88.59	Yes	No
Philips Private X-Ray Image Storage	1.3.46.670589.2.3.1.1	Yes	No
Philips Private Reconstructed X-ray Storage	1.3.46.670589.2.4.1.1	Yes	No
Philips Private iE33 3D NEO Presentation State Subpage Storage	1.3.46.670589.2.5.1.1	Yes	No
Philips Private ViewForum 3D Volume New Storage	1.3.46.670589.5.0.1.1	Yes	No
Philips Private ViewForum MR Synthetic Image Storage	1.3.46.670589.5.0.10	Yes	No
Philips Private ViewForum MR Cardio Analysis New Storage	1.3.46.670589.5.0.11.1	Yes	No
Philips Private ViewForum CX Synthetic Image Storage	1.3.46.670589.5.0.12	Yes	No
Philips Private ViewForum Perfusion Storage	1.3.46.670589.5.0.13	Yes	No
Philips Private ViewForum Perfusion Analysis Storage	1.3.46.670589.5.0.14	Yes	No
Philips Private ViewForum 3D Volume Object New Storage	1.3.46.670589.5.0.2.1	Yes	No
Philips Private ViewForum Surface New Storage	1.3.46.670589.5.0.3.1	Yes	No
Philips Private ViewForum MR Cardio New Storage	1.3.46.670589.5.0.8.1	Yes	No
Philips Private ViewForum CT Synthetic Image Storage	1.3.46.670589.5.0.9	Yes	No

Note: Any SOP specific behavior is documented later in the conformance statement in the applicable SOP specific conformance section.

4.2.7.2. Association Policies

Each AE specification contains a description of the general association establishment and acceptance policies of the AE.

4.2.7.2.1. General

The DICOM standard application context is specified below.

Table 157: DICOM Application Context

Description	Value
Application Context Name	1.2.840.10008.3.1.1.1

4.2.7.2.2. Number of Associations

The number of simultaneous associations that an Application Entity may support as an Initiator or Acceptor is specified here.

For IntelliSpace Cardiovascular the maximum number of associations limited by the availability of the system resources. The license number of the external DICOM nodes is one of these limits.

Table 158: Number of associations as an Association Initiator for this AE

Description	Value
Maximum number of simultaneous associations	5

4.2.7.2.3. Asynchronous Nature

The implementation supports negotiation of multiple outstanding transactions, along with the maximum number of outstanding transactions supported.

Table 159: Asynchronous nature as an Association Initiator for this AE

Description	Value
Maximum number of outstanding asynchronous transactions	Not applicable

4.2.7.2.4. Implementation Identifying Information

The value supplied for Implementation Class UID and version name are documented here.

Table 160: DICOM Implementation Class and Version for Send AE

Implementation Class UID	1.3.46.670589.58.2.2.0
Implementation Version Name	ISCV 2.2.0

4.2.7.2.5. Communication Failure Handling

The behavior of the AE during communication failure is summarized in the next table.

Table 161: Communication Failure Behavior

Exception	Behavior
ARTIM Timeout	The association is closed and the reason is logged.

4.2.7.3. Association Initiation Policy

The Application Entity will respond on a received reject Association attempt as shown in next table.

Table 162: Association Rejection response

Result	Source	Reason/Diagnosis	Behavior
1 - rejected-permanent	1 - DICOM UL service-user	1 - no-reason-given	The user is informed. Details are logged in central log file.
		2 - application-context-name-not-supported	The user is informed. Details are logged in central log file.
		3 - calling-AE-title-not-recognized	The user is informed. Details are logged in central log file.

Result	Source	Reason/Diagnosis	Behavior
	2 - DICOM UL service-provider (ACSE related function)	7 - called-AE-title-not-recognized	The user is informed. Details are logged in central log file.
		1 - no-reason-given	The user is informed. Details are logged in central log file.
	3 - DICOM UL service-provider (Presentation related function)	2 - protocol-version-not-supported	The user is informed. Details are logged in central log file.
		1 - temporary-congestion	The user is informed. Details are logged in central log file.
		2 - local-limit-exceeded	The user is informed. Details are logged in central log file.
2 - rejected-transient	1 - DICOM UL service-user	1 - no-reason-given	The user is informed. Details are logged in central log file.
		2 - application-context-name-not-supported	The user is informed. Details are logged in central log file.
		3 - calling-AE-title-not-recognized	The user is informed. Details are logged in central log file.
		7 - called-AE-title-not-recognized	The user is informed. Details are logged in central log file.
	2 - DICOM UL service-provider (ACSE related function)	1 - no-reason-given	The user is informed. Details are logged in central log file.
		2 - protocol-version-not-supported	The user is informed. Details are logged in central log file.
	3 - DICOM UL service-provider (Presentation related function)	1 - temporary-congestion	The user is informed. Details are logged in central log file.
		2 - local-limit-exceeded	The user is informed. Details are logged in central log file.

The behavior of the AE on receiving an association abort is summarized in the next table.

Table 163: Association Abort Handling

Source	Reason/Diagnosis	Behavior
0 - DICOM UL service-user (initiated abort)	0 - reason-not-specified	When received, terminates the connection and logs the event.
2 - DICOM UL service-provider (initiated abort)	0 - reason-not-specified	When received, terminates the connection and logs the event.
	1 - unrecognized-PDU	When received, terminates the connection and logs the event.
	2 - unexpected-PDU	When received, terminates the connection and logs the event.
	4 - unrecognized-PDU-parameter	When received, terminates the connection and logs the event.
	5 - unexpected-PDU-parameter	When received, terminates the connection and logs the event.
	6 - invalid-PDU-parameter-value	When received, terminates the connection and logs the event.

4.2.7.3.1. (Real-World) Activity – Verification as SCU

4.2.7.3.1.1. Description and Sequencing of Activities

As defined the Network AE acts as a Verification SCP for any Remote SCU as Verification SCU.

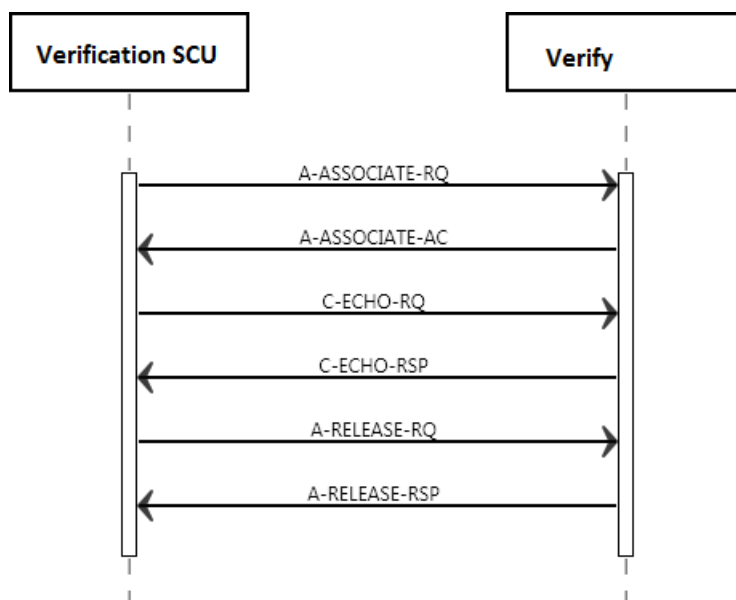


Figure 24: Sequence of Verification SCU.

4.2.7.3.1.2. Proposed Presentation Contexts

The presentation contexts are defined in the next table.

Table 164: Proposed Presentation Contexts for (Real-World) Activity – Verification as SCU

Presentation Context Table					
Abstract Syntax		Transfer Syntax		Role	Extended Negotiation
Name	UID	Name List	UID List		
Verification SOP Class	1.2.840.10008.1.1	Explicit VR Big Endian	1.2.840.10008.1.2.2	SCU	None
		Explicit VR Little Endian	1.2.840.10008.1.2.1		
		Implicit VR Little Endian	1.2.840.10008.1.2		

4.2.7.3.1.3. SOP Specific Conformance for Verification SOP Class

This section and sub-section include the manufacturer SOP and Dataset specific information as well the status codes and their corresponding behavior.

4.2.7.3.1.3.1. Dataset Specific Conformance for Verification C-ECHO SCU

Detail regarding the Dataset Specific response behavior will be reported in this section.

This part of the section includes the dataset specific behavior, i.e. error codes, error and exception handling, time-outs, etc.

Table 165: Status Response

Service Status	Error Code	Further Meaning	Behavior
Success	0000	Complete	Continue; matching information logged.

4.2.7.3.2. (Real-World) Activity – Image Export

4.2.7.3.2.1. Description and Sequencing of Activities

Normal flow of events:

1. The user selects one or more studies from the list of studies being displayed.
2. After selection of the external DICOM node, IntelliSpace Cardiovascular sets up a store connection and negotiates communications parameters with this external DICOM node. Connection set up is executed according to the DICOM Store protocols, with IntelliSpace Cardiovascular acting as a DICOM Store SCU.
3. After this connection is set up, IntelliSpace Cardiovascular sends the user selected study to the external DICOM node. Upon completion of this, the connection is closed. Start and end of the connection and data transfer are logged.
4. Patient Study data will be updated with the latest information. (Refer to the tables in section 4.2.1.3.3.3 for the list of updated patient and study attributes.)

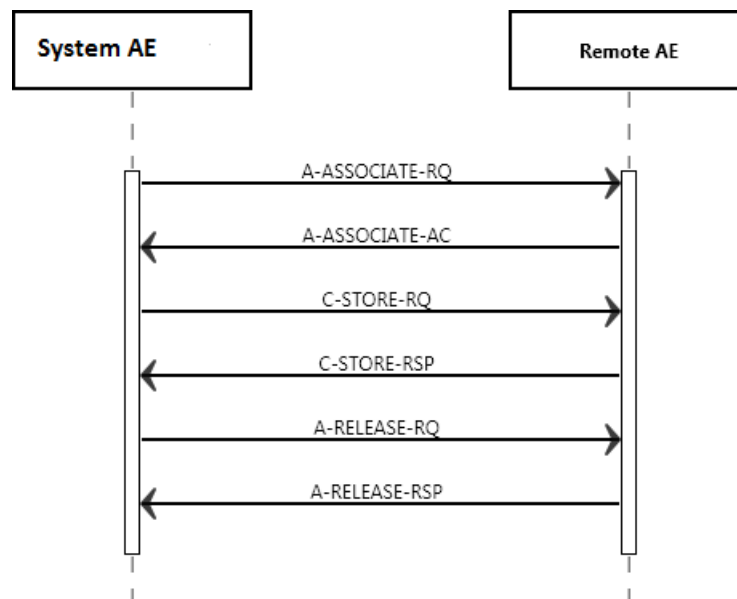


Figure 25: (Real World) Activity - Image Export (Data Export)

4.2.7.3.2.2. Proposed Presentation Contexts

The proposed presentation contexts are defined in the next table.

Table 166: Proposed Presentation Contexts for (Real-World) Activity – Image Export

Presentation Context Table					
Abstract Syntax		Transfer Syntax		Role	Extended Negotiation
Name	UID	Name List	UID List		
Hardcopy Grayscale Image Storage (Retired)	1.2.840.10008.5.1.1.29	Explicit VR Big Endian	1.2.840.10008.1.2.2	SCU	None
		Explicit VR Little Endian	1.2.840.10008.1.2.1		
		Implicit VR Little Endian	1.2.840.10008.1.2		
Hardcopy Color Image Storage (Retired)	1.2.840.10008.5.1.1.30	Explicit VR Big Endian	1.2.840.10008.1.2.2	SCU	None
		Explicit VR Little Endian	1.2.840.10008.1.2.1		
		Implicit VR Little Endian	1.2.840.10008.1.2		
Computed Radiography Image Storage SOP Class	1.2.840.10008.5.1.4.1.1.1	Explicit VR Big Endian	1.2.840.10008.1.2.2	SCU	None
		Explicit VR Little Endian	1.2.840.10008.1.2.1		
		Implicit VR Little Endian	1.2.840.10008.1.2		
Digital X-Ray Image Storage - For	1.2.840.10008.5.1.4.1.1.1.1	Explicit VR Big Endian	1.2.840.10008.1.2.2	SCU	None

Presentation Context Table					
Abstract Syntax		Transfer Syntax		Role	Extended Negotiation
Name	UID	Name List	UID List		
Pres. SOP		Explicit VR Little Endian	1.2.840.10008.1.2.1		
		Implicit VR Little Endian	1.2.840.10008.1.2		
Digital X-Ray Image Storage - For Proc. SOP	1.2.840.10008.5.1.4.1.1.1.1	Explicit VR Big Endian	1.2.840.10008.1.2.2	SCU	None
		Explicit VR Little Endian	1.2.840.10008.1.2.1		
		Implicit VR Little Endian	1.2.840.10008.1.2		
Digital Mammography X-Ray Image Storage - Pres. SOP	1.2.840.10008.5.1.4.1.1.1.2	Explicit VR Big Endian	1.2.840.10008.1.2.2	SCU	None
		Explicit VR Little Endian	1.2.840.10008.1.2.1		
		Implicit VR Little Endian	1.2.840.10008.1.2		
Digital Mammography X-Ray Image Storage - Proc. SOP	1.2.840.10008.5.1.4.1.1.1.2.1	Explicit VR Big Endian	1.2.840.10008.1.2.2	SCU	None
		Explicit VR Little Endian	1.2.840.10008.1.2.1		
		Implicit VR Little Endian	1.2.840.10008.1.2		
Digital Intra-oral X-Ray Image Storage - Pres. SOP	1.2.840.10008.5.1.4.1.1.1.3	Explicit VR Big Endian	1.2.840.10008.1.2.2	SCU	None
		Explicit VR Little Endian	1.2.840.10008.1.2.1		
		Implicit VR Little Endian	1.2.840.10008.1.2		
Digital Intra-oral X-Ray Image Storage - Proc. SOP	1.2.840.10008.5.1.4.1.1.1.3.1	Explicit VR Big Endian	1.2.840.10008.1.2.2	SCU	None
		Explicit VR Little Endian	1.2.840.10008.1.2.1		
		Implicit VR Little Endian	1.2.840.10008.1.2		
Standalone Modality LUT Storage (Retired)	1.2.840.10008.5.1.4.1.1.10	Explicit VR Big Endian	1.2.840.10008.1.2.2	SCU	None
		Explicit VR Little Endian	1.2.840.10008.1.2.1		
		Implicit VR Little Endian	1.2.840.10008.1.2		
Encapsulated PDF Storage	1.2.840.10008.5.1.4.1.1.104.1	Explicit VR Big Endian	1.2.840.10008.1.2.2	SCU	None
		Explicit VR Little Endian	1.2.840.10008.1.2.1		
		Implicit VR Little Endian	1.2.840.10008.1.2		
Standalone VOI LUT Storage SOP Class (Retired)	1.2.840.10008.5.1.4.1.1.11	Explicit VR Big Endian	1.2.840.10008.1.2.2	SCU	None
		Explicit VR Little Endian	1.2.840.10008.1.2.1		
		Implicit VR Little Endian	1.2.840.10008.1.2		
Grayscale Softcopy Presentation State Storage SOP Class	1.2.840.10008.5.1.4.1.1.11.1	Explicit VR Big Endian	1.2.840.10008.1.2.2	SCU	None
		Explicit VR Little Endian	1.2.840.10008.1.2.1		
		Implicit VR Little Endian	1.2.840.10008.1.2		
X-Ray Angiographic Image Storage SOP Class	1.2.840.10008.5.1.4.1.1.12.1	JPEG Baseline (Process 1)	1.2.840.10008.1.2.4.50	SCU	None
		Explicit VR Big Endian	1.2.840.10008.1.2.2		
		Explicit VR Little Endian	1.2.840.10008.1.2.1		
		Implicit VR Little Endian	1.2.840.10008.1.2		
		JPEG Lossless, Non-Hierarchical, FOP (Process 14)	1.2.840.10008.1.2.4.70		
X-Ray Radiofluoroscopic Image Storage SOP Class	1.2.840.10008.5.1.4.1.1.12.2	Explicit VR Big Endian	1.2.840.10008.1.2.2	SCU	None
		Explicit VR Little Endian	1.2.840.10008.1.2.1		
		Implicit VR Little Endian	1.2.840.10008.1.2		
X-Ray Angiographic Bi-Plane Image Storage SOP Class	1.2.840.10008.5.1.4.1.1.12.3	JPEG Baseline (Process 1)	1.2.840.10008.1.2.4.50	SCU	None
		Explicit VR Big Endian	1.2.840.10008.1.2.2		

Presentation Context Table					
Abstract Syntax		Transfer Syntax		Role	Extended Negotiation
Name	UID	Name List	UID List		
(Retired)		Explicit VR Little Endian	1.2.840.10008.1.2.1		
		Implicit VR Little Endian	1.2.840.10008.1.2		
		JPEG Lossless, Non-Hierarchical, FOP (Process 14)	1.2.840.10008.1.2.4.70		
Positron Emission Tomography Image Storage SOP Class	1.2.840.10008.5.1.4.1.1.128	Explicit VR Big Endian	1.2.840.10008.1.2.2	SCU	None
		Explicit VR Little Endian	1.2.840.10008.1.2.1		
		Implicit VR Little Endian	1.2.840.10008.1.2		
Standalone PET Curve Storage SOP Class (Retired)	1.2.840.10008.5.1.4.1.1.129	Explicit VR Big Endian	1.2.840.10008.1.2.2	SCU	None
		Explicit VR Little Endian	1.2.840.10008.1.2.1		
		Implicit VR Little Endian	1.2.840.10008.1.2		
CT Image Storage SOP Class	1.2.840.10008.5.1.4.1.1.2	Explicit VR Big Endian	1.2.840.10008.1.2.2	SCU	None
		Explicit VR Little Endian	1.2.840.10008.1.2.1		
		Implicit VR Little Endian	1.2.840.10008.1.2		
Nuclear Medicine Image Storage SOP Class	1.2.840.10008.5.1.4.1.1.20	Explicit VR Big Endian	1.2.840.10008.1.2.2	SCU	None
		Explicit VR Little Endian	1.2.840.10008.1.2.1		
		Implicit VR Little Endian	1.2.840.10008.1.2		
Ultrasound Multi-frame Image Storage (Retired)	1.2.840.10008.5.1.4.1.1.3	JPEG Baseline (Process 1)	1.2.840.10008.1.2.4.50	SCU	None
		RLE Lossless	1.2.840.10008.1.2.5		
		Explicit VR Big Endian	1.2.840.10008.1.2.2		
		Explicit VR Little Endian	1.2.840.10008.1.2.1		
		Implicit VR Little Endian	1.2.840.10008.1.2		
		JPEG Lossless, Non-Hierarchical, FOP (Process 14)	1.2.840.10008.1.2.4.70		
Ultrasound Multi-frame Image Storage SOP Class	1.2.840.10008.5.1.4.1.1.3.1	JPEG Baseline (Process 1)	1.2.840.10008.1.2.4.50	SCU	None
		RLE Lossless	1.2.840.10008.1.2.5		
		Explicit VR Big Endian	1.2.840.10008.1.2.2		
		Explicit VR Little Endian	1.2.840.10008.1.2.1		
		Implicit VR Little Endian	1.2.840.10008.1.2		
		JPEG Lossless, Non-Hierarchical, FOP (Process 14)	1.2.840.10008.1.2.4.70		
MR Image Storage SOP Class	1.2.840.10008.5.1.4.1.1.4	Explicit VR Big Endian	1.2.840.10008.1.2.2	SCU	None
		Explicit VR Little Endian	1.2.840.10008.1.2.1		
		Implicit VR Little Endian	1.2.840.10008.1.2		
RT Image Storage SOP Class	1.2.840.10008.5.1.4.1.1.481.1	Explicit VR Big Endian	1.2.840.10008.1.2.2	SCU	None
		Explicit VR Little Endian	1.2.840.10008.1.2.1		
		Implicit VR Little Endian	1.2.840.10008.1.2		
RT Dose Storage SOP Class	1.2.840.10008.5.1.4.1.1.481.2	Explicit VR Big Endian	1.2.840.10008.1.2.2	SCU	None
		Explicit VR Little Endian	1.2.840.10008.1.2.1		
		Implicit VR Little Endian	1.2.840.10008.1.2		

Presentation Context Table					
Abstract Syntax		Transfer Syntax		Role	Extended Negotiation
Name	UID	Name List	UID List		
RT Structure Set Storage SOP Class	1.2.840.10008.5.1.4.1.1.481.3	Explicit VR Big Endian	1.2.840.10008.1.2.2	SCU	None
		Explicit VR Little Endian	1.2.840.10008.1.2.1		
		Implicit VR Little Endian	1.2.840.10008.1.2		
Ultrasound Image Storage (Retired)	1.2.840.10008.5.1.4.1.1.6	JPEG Baseline (Process 1)	1.2.840.10008.1.2.4.50	SCU	None
		RLE Lossless	1.2.840.10008.1.2.5		
		Explicit VR Big Endian	1.2.840.10008.1.2.2		
		Explicit VR Little Endian	1.2.840.10008.1.2.1		
		Implicit VR Little Endian	1.2.840.10008.1.2		
		JPEG Lossless, Non-Hierarchical, FOP (Process 14)	1.2.840.10008.1.2.4.70		
Ultrasound Image Storage SOP Class	1.2.840.10008.5.1.4.1.1.6.1	JPEG Baseline (Process 1)	1.2.840.10008.1.2.4.50	SCU	None
		RLE Lossless	1.2.840.10008.1.2.5		
		Explicit VR Big Endian	1.2.840.10008.1.2.2		
		Explicit VR Little Endian	1.2.840.10008.1.2.1		
		Implicit VR Little Endian	1.2.840.10008.1.2		
		JPEG Lossless, Non-Hierarchical, FOP (Process 14)	1.2.840.10008.1.2.4.70		
Raw Data Storage SOP Class	1.2.840.10008.5.1.4.1.1.66	Explicit VR Big Endian	1.2.840.10008.1.2.2	SCU	None
		Explicit VR Little Endian	1.2.840.10008.1.2.1		
		Implicit VR Little Endian	1.2.840.10008.1.2		
Secondary Capture Image Storage SOP Class	1.2.840.10008.5.1.4.1.1.7	JPEG Baseline (Process 1)	1.2.840.10008.1.2.4.50	SCU	None
		Explicit VR Big Endian	1.2.840.10008.1.2.2		
		Explicit VR Little Endian	1.2.840.10008.1.2.1		
		Implicit VR Little Endian	1.2.840.10008.1.2		
		JPEG Lossless, Non-Hierarchical, FOP (Process 14)	1.2.840.10008.1.2.4.70		
Multi-frame Single Bit Secondary Capture Image Storage SOP Class	1.2.840.10008.5.1.4.1.1.7.1	Explicit VR Big Endian	1.2.840.10008.1.2.2	SCU	None
		Explicit VR Little Endian	1.2.840.10008.1.2.1		
		Implicit VR Little Endian	1.2.840.10008.1.2		
		JPEG Baseline (Process 1)	1.2.840.10008.1.2.4.50		
		JPEG Lossless, Non-Hierarchical, FOP (Process 14)	1.2.840.10008.1.2.4.70		
Multi-frame Grayscale Byte SC Image Storage SOP Class	1.2.840.10008.5.1.4.1.1.7.2	Explicit VR Big Endian	1.2.840.10008.1.2.2	SCU	None
		Explicit VR Little Endian	1.2.840.10008.1.2.1		
		Implicit VR Little Endian	1.2.840.10008.1.2		
		JPEG Baseline (Process 1)	1.2.840.10008.1.2.4.50		
		JPEG Lossless, Non-Hierarchical, FOP (Process 14)	1.2.840.10008.1.2.4.70		

Presentation Context Table					
Abstract Syntax		Transfer Syntax		Role	Extended Negotiation
Name	UID	Name List	UID List		
Multi-frame Grayscale Word SC Image Storage SOP Class	1.2.840.10008.5.1.4.1.1.7.3	Explicit VR Big Endian	1.2.840.10008.1.2.2	SCU	None
		Explicit VR Little Endian	1.2.840.10008.1.2.1		
		Implicit VR Little Endian	1.2.840.10008.1.2		
		JPEG Baseline (Process 1)	1.2.840.10008.1.2.4.50		
		JPEG Lossless, Non-Hierarchical, FOP (Process 14)	1.2.840.10008.1.2.4.70		
Multi-frame True Color Secondary Capture Image Storage	1.2.840.10008.5.1.4.1.1.7.4	Explicit VR Big Endian	1.2.840.10008.1.2.2	SCU	None
		Explicit VR Little Endian	1.2.840.10008.1.2.1		
		Implicit VR Little Endian	1.2.840.10008.1.2		
		JPEG Baseline (Process 1)	1.2.840.10008.1.2.4.50		
		JPEG Lossless, Non-Hierarchical, FOP (Process 14)	1.2.840.10008.1.2.4.70		
Standalone Overlay Storage SOP Class (Retired)	1.2.840.10008.5.1.4.1.1.8	Explicit VR Big Endian	1.2.840.10008.1.2.2	SCU	None
		Explicit VR Little Endian	1.2.840.10008.1.2.1		
		Implicit VR Little Endian	1.2.840.10008.1.2		
Basic Text SR SOP Class	1.2.840.10008.5.1.4.1.1.88.11	Explicit VR Big Endian	1.2.840.10008.1.2.2	SCU	None
		Explicit VR Little Endian	1.2.840.10008.1.2.1		
		Implicit VR Little Endian	1.2.840.10008.1.2		
Enhanced SR SOP Class	1.2.840.10008.5.1.4.1.1.88.22	Explicit VR Big Endian	1.2.840.10008.1.2.2	SCU	None
		Explicit VR Little Endian	1.2.840.10008.1.2.1		
		Implicit VR Little Endian	1.2.840.10008.1.2		
Detail SR Storage - Trial (Retired)	1.2.840.10008.5.1.4.1.1.88.3	Explicit VR Big Endian	1.2.840.10008.1.2.2	SCU	None
		Explicit VR Little Endian	1.2.840.10008.1.2.1		
		Implicit VR Little Endian	1.2.840.10008.1.2		
Comprehensive SR SOP Class	1.2.840.10008.5.1.4.1.1.88.33	Explicit VR Big Endian	1.2.840.10008.1.2.2	SCU	None
		Explicit VR Little Endian	1.2.840.10008.1.2.1		
		Implicit VR Little Endian	1.2.840.10008.1.2		
X-Ray Radiation Dose SR SOP Class	1.2.840.10008.5.1.4.1.1.88.67	Explicit VR Big Endian	1.2.840.10008.1.2.2	SCU	None
		Explicit VR Little Endian	1.2.840.10008.1.2.1		
		Implicit VR Little Endian	1.2.840.10008.1.2		
Standalone Curve Storage SOP Class (Retired)	1.2.840.10008.5.1.4.1.1.9	Explicit VR Big Endian	1.2.840.10008.1.2.2	SCU	None
		Explicit VR Little Endian	1.2.840.10008.1.2.1		
		Implicit VR Little Endian	1.2.840.10008.1.2		
General ECG Waveform Storage SOP Class	1.2.840.10008.5.1.4.1.1.9.1.2	Explicit VR Big Endian	1.2.840.10008.1.2.2	SCU	None
		Explicit VR Little Endian	1.2.840.10008.1.2.1		
		Implicit VR Little Endian	1.2.840.10008.1.2		
Standard Hemodynamic Waveform Storage SOP Class	1.2.840.10008.5.1.4.1.1.9.2.1	Explicit VR Big Endian	1.2.840.10008.1.2.2	SCU	None
		Explicit VR Little Endian	1.2.840.10008.1.2.1		
		Implicit VR Little Endian	1.2.840.10008.1.2		
Procedure Log Storage SOP Class	1.2.840.10008.5.1.4.1.1.88.40	Explicit VR Big Endian	1.2.840.10008.1.2.2	SCU	None

Presentation Context Table					
Abstract Syntax		Transfer Syntax		Role	Extended Negotiation
Name	UID	Name List	UID List		
		Explicit VR Little Endian	1.2.840.10008.1.2.1		
		Implicit VR Little Endian	1.2.840.10008.1.2		
Key Object Selection Document Storage SOP Class	1.2.840.10008.5.1.4.1.1.88.59	Explicit VR Big Endian	1.2.840.10008.1.2.2	SCU	None
		Explicit VR Little Endian	1.2.840.10008.1.2.1		
Philips Private X-Ray Image Storage	1.3.46.670589.2.3.1.1	Explicit VR Big Endian	1.2.840.10008.1.2.2	SCU	None
		Explicit VR Little Endian	1.2.840.10008.1.2.1		
		Implicit VR Little Endian	1.2.840.10008.1.2		
Philips Private Reconstructed X-ray Storage	1.3.46.670589.2.4.1.1	Explicit VR Big Endian	1.2.840.10008.1.2.2	SCU	None
		Explicit VR Little Endian	1.2.840.10008.1.2.1		
		Implicit VR Little Endian	1.2.840.10008.1.2		
Philips Private iE33 3D NEO Presentation State Subpage Storage	1.3.46.670589.2.5.1.1	Explicit VR Big Endian	1.2.840.10008.1.2.2	SCU	None
		Explicit VR Little Endian	1.2.840.10008.1.2.1		
		Implicit VR Little Endian	1.2.840.10008.1.2		
Philips Private ViewForum 3D Volume New Storage	1.3.46.670589.5.0.1.1	Explicit VR Big Endian	1.2.840.10008.1.2.2	SCU	None
		Explicit VR Little Endian	1.2.840.10008.1.2.1		
		Implicit VR Little Endian	1.2.840.10008.1.2		
Philips Private ViewForum MR Synthetic Image Storage	1.3.46.670589.5.0.10	Explicit VR Big Endian	1.2.840.10008.1.2.2	SCU	None
		Explicit VR Little Endian	1.2.840.10008.1.2.1		
		Implicit VR Little Endian	1.2.840.10008.1.2		
Philips Private ViewForum MR Cardio Analysis New Storage	1.3.46.670589.5.0.11.1	Explicit VR Big Endian	1.2.840.10008.1.2.2	SCU	None
		Explicit VR Little Endian	1.2.840.10008.1.2.1		
		Implicit VR Little Endian	1.2.840.10008.1.2		
Philips Private ViewForum CX Synthetic Image Storage	1.3.46.670589.5.0.12	Explicit VR Big Endian	1.2.840.10008.1.2.2	SCU	None
		Explicit VR Little Endian	1.2.840.10008.1.2.1		
		Implicit VR Little Endian	1.2.840.10008.1.2		
Philips Private ViewForum Perfusion Storage	1.3.46.670589.5.0.13	Explicit VR Big Endian	1.2.840.10008.1.2.2	SCU	None
		Explicit VR Little Endian	1.2.840.10008.1.2.1		
		Implicit VR Little Endian	1.2.840.10008.1.2		
Philips Private ViewForum Perfusion Analysis Storage	1.3.46.670589.5.0.14	Explicit VR Big Endian	1.2.840.10008.1.2.2	SCU	None
		Explicit VR Little Endian	1.2.840.10008.1.2.1		
		Implicit VR Little Endian	1.2.840.10008.1.2		
Philips Private ViewForum 3D Volume Object New Storage	1.3.46.670589.5.0.2.1	Explicit VR Big Endian	1.2.840.10008.1.2.2	SCU	None
		Explicit VR Little Endian	1.2.840.10008.1.2.1		
		Implicit VR Little Endian	1.2.840.10008.1.2		
Philips Private ViewForum Surface New Storage	1.3.46.670589.5.0.3.1	Explicit VR Big Endian	1.2.840.10008.1.2.2	SCU	None
		Explicit VR Little Endian	1.2.840.10008.1.2.1		
		Implicit VR Little Endian	1.2.840.10008.1.2		
Philips Private ViewForum MR Cardio New Storage	1.3.46.670589.5.0.8.1	Explicit VR Big Endian	1.2.840.10008.1.2.2	SCU	None
		Explicit VR Little Endian	1.2.840.10008.1.2.1		
		Implicit VR Little Endian	1.2.840.10008.1.2		
Philips Private ViewForum CT	1.3.46.670589.5.0.9	Explicit VR Big Endian	1.2.840.10008.1.2.2	SCU	None

Presentation Context Table				
Abstract Syntax		Transfer Syntax		Role
Name	UID	Name List	UID List	
Synthetic Image Storage		Explicit VR Little Endian	1.2.840.10008.1.2.1	
		Implicit VR Little Endian	1.2.840.10008.1.2	

4.2.7.3.2.3. SOP Specific Conformance for Storage SOP Classes

This section and sub-section include the manufacturer SOP and Dataset specific information as well the status codes and their corresponding behavior.

No data elements are discarded or coerced by the Send Image AE.

4.2.7.3.2.3.1. Dataset Specific Conformance for C-STORE-RQ

Detail regarding the Dataset Specific response behavior will be reported in this section.

This includes the dataset specific behavior, i.e. error codes, error and exception handling, time-outs, etc.

Possible status responses during C-STORE request are listed in the next table:

Table 167: DICOM command response status handling behavior

Service Status	Error Code	Further Meaning	Behavior
Success	0000	Successful stored	Reason is logged
Refused	A700	Refused: Out of Resources	Reason is logged
Failure	0110	Error: Processing Failure	Reason is logged
	A900	Error: Data Set does not match SOP Class	Reason is logged
	C000	Error: cannot understand	Reason is logged
Warning	B000	Coercion of Data Elements	Reason is logged
	B007	Data Set does not match SOP Class	Reason is logged
	B006	Elements Discarded	Reason is logged

Exceptions:

1. The clinical user cancels the 'Send' request. If the request is already active, the store connection will be closed and no more data will be sent. If the request is not active yet, no connection will be initiated and no data will be sent.
2. If, after setting up the connection, no data can be sent to the external DICOM node, for 2 minutes, IntelliSpace Cardiovascular will retry once and then it will abort the connection. IntelliSpace Cardiovascular reports an error.
3. If an error occurs on IntelliSpace Cardiovascular while setting up the connection, IntelliSpace Cardiovascular aborts and reports an error.
4. If an error occurs on the external DICOM node while setting up the connection, IntelliSpace Cardiovascular will aborts all actions related to that connection. IntelliSpace Cardiovascular reports an error.
5. If no agreement between the two parties can be reached concerning communication parameters the connection will be closed and no data transfer will take place. IntelliSpace Cardiovascular reports an error.
6. When a network error occurs during connection set up or during data transfer, IntelliSpace Cardiovascular will abort all actions related to the connection and reports an error.
7. If an error occurs on IntelliSpace Cardiovascular during data transfer, IntelliSpace Cardiovascular will notify the external DICOM node of this problem and after that close the connection. IntelliSpace Cardiovascular reports an error.
8. If an error occurs on the external DICOM node during data transfer, this causes the connection to be aborted. IntelliSpace Cardiovascular reports an error.

Notes:

1. If the Institution Name is present in private DICOM object data it is taken from there (this only applies for CD import) If not - step 2.

2. If HIS is present and "resolve institution from HIS configured", then it is taken from HIS. If not - step 3.
3. If DICOM tag - Issuer of Patient ID (0010, 0021) in the Patient Identification Module - is not empty, Institution Name is taken from there. If not - step 4.
4. Institution Name is taken from the configuration data - default institution per AE_TITLE defined in the Service Tool (DICOM import page).

During DICOM based store, transfer negotiations may indicate that the original format of the data is not accepted by the target node. In such cases, the remote store server will try to apply one of the transfer syntax conversions indicated by '+', in order to get to transfer syntax that is supported by the external system. The Transfer syntax conversion is supported from SCU to SCP.

Source Syntax	Destination Syntax		
	ILE	ELE	EBE
ILE	-	+	+
ELE	+	-	+
EBE	+	+	-
JPEG Baseline	-	-	-
JPEG Lossless FOP Non-Hierarchical 14	+	+	+
RLE	+	+	+

Figure 26: Transfer Syntax Conversion from Source to Destination

No data elements are discarded or coerced by the Archive AE.

The list of updated patient and study attributes are mentioned in the tables below.

Table 168: List of updated Patient Attributes

Attribute	DICOM Tag
Last Name	Part of (0010,0010)
First name	Part of (0010,0010)
Middle name	Part of (0010,0010)
Date of birth	(0010,0030)
Sex	(0010,0040)
Issuer of Patient ID	(0010,0021)
MRN	(0010,0020)
Alternate ID#	(0010,1000)
Title	Part of (0010,0010)
Honorific	Part of (0010,0010)
Address 1	Part of (0010,1040)
Address 2 (if Address1 is empty)	Part of (0010,1040)
City	Part of (0010,1040)
State/Province	(0010,2152)
Postal code	Part of (0010,1040)
Country	(0010,2160)
Race	Part of (0010,2154)
Home phone	Part of (0010,2154)
Business phone	Part of (0010,2154)
Mobile phone	Part of (0010,2154)

Table 169: List of updated Study Attributes

Attribute	DICOM Tag
Study Description	(0008,1030)
Accession Number	(0008,0050)
Body Part	(0018,0015)
Protocol Name	(0018,1030)
Admitting Diagnoses Description	(0008,1080)
Performed By	(0008,1050)
Reading Physician	(0008,1060)
Ordering Physician	(0032,1032)
Reviewer	(300E,0008)
Referring Physician	(0008,0090)
Institution Department Name	(0008,1040)
Station Name	(0008,1010)
Study Comments	(0032,4000)

Possible communication failures during the C-STORE request are listed here:

Table 170: DICOM Command Communication Failure Behavior

Exception	Behavior
Timeout	The association is closed and the reason is logged.
Association aborted	The association is closed and the reason is logged.

4.2.7.4. Association Acceptance Policy

Not applicable, the Send AE doesn't accept any associations.

4.2.8. Storage Commitment AE

Detail of this specific Application Entity is specified in this section.

4.2.8.1. SOP Classes

IntelliSpace Cardiovascular will support DICOM Storage Commitment as SCP, only for asynchronous workflow. The C-STORE, N-ACTION and N-EVENT-REPORT will be handled in a separate association. In the next sections the storage commitment behavior of IntelliSpace Cardiovascular will be explained in detail.

This Storage Commitment Application Entity provides Standard Conformance to the following SOP Classes.

Table 171: SOP Classes for Storage Commitment AE

SOP Class Name	SOP Class UID	SCU	SCP
Verification SOP Class	1.2.840.10008.1.1	No	Yes
Storage Commitment Push Model SOP Class	1.2.840.10008.1.20.1	No	Yes

Note that any SOP specific behavior is documented later in this conformance statement in the applicable SOP class specific conformance section.

4.2.8.2. Association Policies

Each AE specification contains a description of the general association establishment and acceptance policies of the AE.

4.2.8.2.1. General

The DICOM standard application context is specified below.

Table 172: DICOM Application Context

Description	Value
Application Context Name	1.2.840.10008.3.1.1.1

4.2.8.2.2. Number of Associations

The number of simultaneous associations that an Application Entity may support as an Initiator or Acceptor is specified here.

For the verification service only one can be handled at a time.

Table 173: Number of associations as an Association Initiator for this AE

Description	Value
Maximum number of simultaneous associations	Limit of system resource

4.2.8.2.3. Asynchronous Nature

The implementation supports negotiation of multiple outstanding transactions, along with the maximum number of outstanding transactions supported.

Table 174: Asynchronous nature as an Association Initiator for this AE

Description	Value
Maximum number of outstanding asynchronous transactions	Limit of system resource

4.2.8.2.4. Implementation Identifying Information

The value supplied for Implementation Class UID and version name are documented here.

Table 175: DICOM Implementation Class and Version for Storage Commitment AE

Implementation Class UID	1.3.46.670589.58.2.2.0
Implementation Version Name	ISCV 2.2.0

4.2.8.2.5. Communication Failure Handling

The behavior of the AE during communication failure is summarized in the next table.

Table 176: Communication Failure Behavior

Exception	Behavior
ARTIM Timeout	The association is closed and the reason is logged.

4.2.8.3. Association Initiation Policy

Not applicable, Storage Commitment AE does not initiate any associations.

4.2.8.4. Association Acceptance Policy

The Application Entity may reject Association attempts as shown in the table below.

Table 177: Association Reject Reasons

Result	Source	Reason/Diagnosis	Behavior
1 - rejected permanent	1 - DICOM UL service-user	1 - no-reason-given	The user is informed. Details are logged in central log file.
		2 - application-context-name-not-supported	The user is informed. Details are logged in central log file.
		3 - calling-AE-title-not-recognized	The user is informed. Details are logged in central log file.
		7 - called-AE-title-not-recognized	The user is informed. Details are logged in central log file.
	2 - DICOM UL service provider (ACSE related function)	1 - no-reason-given	The user is informed. Details are logged in central log file.
		2 - protocol-version-not-supported	The user is informed. Details are logged in central log file.
	3 - DICOM UL service provider (Presentation related function)	1 - temporary-congestion	The user is informed. Details are logged in central log file.
		2 - local-limit-exceeded	The user is informed. Details are logged in central log file.
2 - rejected-transient	1 - DICOM UL service-user	1 - no-reason-given	The user is informed. Details are logged in central log file.
		2 - application-context-name-not-supported	The user is informed. Details are logged in central log file.
		3 - calling-AE-title-not-recognized	The user is informed. Details are logged in central log file.
		7 - called-AE-title-not-recognized	The user is informed. Details are logged in central log file.
	2 - DICOM UL service provider (ACSE related function)	1 - no-reason-given	The user is informed. Details are logged in central log file.
		2 - protocol-version-not-supported	The user is informed. Details are logged in central log file.
	3 - DICOM UL service provider (Presentation related function)	1 - temporary-congestion	The user is informed. Details are logged in central log file.
		2 - local-limit-exceeded	The user is informed. Details are logged in central log file.

The behavior of the AE for sending an association abort is summarized in next table.

Table 178: Association Abort Policies

Source	Reason/Diagnosis	Behavior
0 - DICOM UL service-user (initiated abort)	0 - reason-not-specified	Notifies Remote AE, terminates the connection and logs the event.
2 - DICOM UL service-provider (initiated abort)	0 - reason-not-specified	Notifies Remote AE, terminates the connection and logs the event.
	1 - unrecognized-PDU	Notifies Remote AE, terminates the connection and logs the event.
	2 - unexpected-PDU	Notifies Remote AE, terminates the connection and logs the event.
	4 - unrecognized-PDU parameter	Notifies Remote AE, terminates the connection and logs the event.

Source	Reason/Diagnosis	Behavior
	5 - unexpected-PDU parameter	Notifies Remote AE, terminates the connection and logs the event.
	6 - invalid-PDU-parameter value	Notifies Remote AE, terminates the connection and logs the event.

4.2.8.4.1. (Real-World) Activity – Verification as SCP

4.2.8.4.1.1. Description and Sequencing of Activities

The Storage Commitment AE as SCP AE accepts associations from systems that wish to verify application level communication using the C-ECHO command.

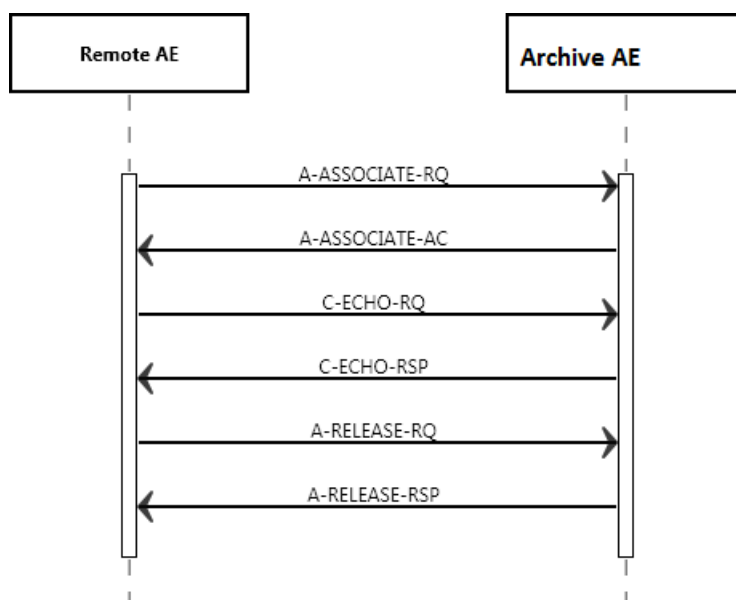


Figure 27: (Real-World) Activity – Verification as SCP

4.2.8.4.1.2. Accepted Presentation Contexts

The presentation contexts are defined in the next table.

Table 179: Acceptable Presentation Contexts for (Real-World) Activity – Verification as SCP

Presentation Context Table					
Abstract Syntax		Transfer Syntax		Role	Extended Negotiation
Name	UID	Name List	UID List		
Verification SOP Class	1.2.840.10008.1.1	Explicit VR Big Endian	1.2.840.10008.1.2.2	SCP	None
		Explicit VR Little Endian	1.2.840.10008.1.2.1		
		Implicit VR Little Endian	1.2.840.10008.1.2		

4.2.8.4.1.3. SOP Specific Conformance for Verification SOP Class

This section and sub-section include the manufacturer SOP and Dataset specific information as well the status codes and their corresponding behavior.

The Storage Commitment AE provides standard conformance to the verification SOP class.

4.2.8.4.1.3.1. Dataset Specific Conformance for Verification C-ECHO SCP

Detail regarding the Dataset Specific response behavior will be reported in this section.

This part of the section includes the dataset specific behavior, i.e. error codes, error and exception handling, time-outs, etc.

Table 180: DICOM command response status handling behavior

Service Status	Error Code	Further Meaning	Behavior
Success	0000	Success, Confirmation	The SCU has successfully send C-ECHO.
Failure	<>0000	Problems with sending the C-ECHO	The SCU failed to send the C-ECHO; user is notified. The reason is logged.

4.2.8.4.2. (Real-World) Activity – Storage Commitment Push Model AS SCP

4.2.8.4.2.1. Description and Sequencing of Activities

IntelliSpace Cardiovascular will support DICOM Storage commitment as SCP, only for asynchronous workflow. The C-STORE, N-ACTION and N-EVENT-REPORT will be handled in a separate association.

Normal Flow of Events:

1. The external DICOM node set up storage commit request connection and negotiates communication parameters with the IntelliSpace Cardiovascular server.
2. After the connection is setup, the external DICOM node sends a storage commit request for the data, where the responsibility has to be taken over by the IntelliSpace Cardiovascular server.
3. The IntelliSpace Cardiovascular server responds to the external DICOM node that the request is correctly received.
4. The external DICOM node will close the connection.

When the data is correctly archived (archived and verified):

1. The IntelliSpace Cardiovascular server set up storage commit response connection and negotiates communication parameters with the external DICOM node that made the request.
2. It could also response when it is only present on the repository (configuration option).
3. After the connection is setup, the IntelliSpace Cardiovascular server sends the storage commit response, for the request it received, to the external DICOM node.
4. The IntelliSpace Cardiovascular server will close the connection.




Figure 28: (Real World) Activity - Storage Commitment Push Model as SCP

4.2.8.4.2.2. Accepted Presentation Contexts

The presentation contexts are defined in the next table.

Table 181: Acceptable Presentation Contexts for (Real-World) Activity – Storage Commitment Push Model AS SCP

Presentation Context Table					
Abstract Syntax		Transfer Syntax		Role	Extended Negotiation
Name	UID	Name List	UID List		
Storage Commitment Push Model SOP Class	1.2.840.10008.1.20.1	Explicit VR Big Endian	1.2.840.10008.1.2.2	SCP	None
		Explicit VR Little Endian	1.2.840.10008.1.2.1		
		Implicit VR Little Endian	1.2.840.10008.1.2		

4.2.8.4.2.3. SOP Specific Conformance for Storage Commitment Push Model SOP Class

This section and sub-section include the manufacturer SOP and Dataset specific information as well the status codes and their corresponding behavior.

4.2.8.4.2.3.1. Dataset Specific Conformance for Storage Commitment Push Model SOP Class N-EVENT-REPORT-SCU

Detail regarding the Dataset Specific response behavior will be reported in this section.

The Storage Commitment AE accepts all contexts in the intersection of the proposed and acceptable Presentation Context. This means that the Storage Commitment AE will accept multiple proposed Presentation Contexts with the same SOP Class but different Transfer Syntaxes, so there will be no checks for duplicate Presentation Contexts.

This part of the section includes the dataset specific behavior, i.e. error codes, error and exception handling, time-outs, etc.

Table 182: Status Response

Service Status	Error Code	Further Meaning	Description
Success	0000	Success	The storage commitment result has been successfully received. continue
Error	0110	Processing Failure	Send notification; Log.

Table 183: DICOM Command Communication Failure Behavior

Exception	Behavior
Timeout	The association is closed and the reason is logged.
Association aborted	The association is closed and the reason is logged.

4.2.8.4.2.3.2. Dataset Specific Conformance for Storage Commitment Push Model SOP Class N-ACTION-SCP

All details regarding the specific conformance, including response behavior to all status codes, both from an application level and communication errors are provided in following tables for N-ACTION.

Table 184: Storage Commitment Attribute for N-ACTION-RSP

Attribute Name	Tag	Comment
Storage Commitment Module		
Transaction UID	0008,1195	
Referenced SOP Sequence	0008,1199	
>Referenced SOP Class UID	0008,1150	
>Referenced SOP Instance UID	0008,1155	

This part of the section includes the dataset specific behavior, i.e. error codes, error and exception handling, time-outs, etc.

Table 185: Status Response

Service Status	Error Code	Further Meaning	Behavior
Success	0000	Operation complete	The request for storage commitment is considered successfully stored.
Other than Success	<>0000	Problems with sending the N-ACTION Request	The request for storage commitment is marked as failed. The reason is logged.

Table 186: DICOM Command Communication Failure Behavior

Exception	Behavior
ARTIM Time-out	The reason is logged.
Reply Time-out	The association is released. Continues with waiting for storage commitment.

Exception	Behavior
Association Time-out SCU	The association is released. Continues with waiting for storage commitment.
Association aborted	Continues with waiting for storage commitment.

Exceptions:

1. Not correctly archived within the verify delay + 8 hours, IntelliSpace Cardiovascular responds with a failure.
2. All instances in the request have to be correctly archived, when one of them fails, the response will be reported with failure. Within the verify delay + 8 hours, IntelliSpace Cardiovascular responds with a failure.
3. The N-EVENT Report to the Modality is queued when Modality is off-line. Once the Modality Associates to the ISCV COMMIT SCP AE , ISCV checks and sends all remaining N-EVENT Reports for that Modality.
4. IntelliSpace Cardiovascular will close the connection if no data is received within 2 minutes after the setup.
5. If a network error occurs during set up of a connection or during data transfer, this is reported. IntelliSpace Cardiovascular will abort the connection and data transfer will not be completed.
6. If an error occurs on IntelliSpace Cardiovascular during data transfer, IntelliSpace Cardiovascular will notify the external DICOM node of this problem and after that close the connection. IntelliSpace Cardiovascular reports an error.
7. If an error occurs on the external DICOM node during data transfer, this causes the connection to be aborted. IntelliSpace Cardiovascular reports an error.

4.2.9. PDF_REPORT AE

Detail of this specific Application Entity is specified in this section.

4.2.9.1. SOP Classes

PDF_REPORT AE, for its functioning, makes use of following DICOM functions:

- Storage as SCU, which uses C-STORE as service element.

The PDF_REPORT AE is an internal AE that exports the Encapsulated PDF Instances to Archive AE that deals with IntelliSpace Cardiovascular Database.

This Application Entity provides Standard Conformance to the following SOP Classes.

Table 187: SOP Classes for Send AE

SOP Class Name	SOP Class UID	SCU	SCP
Encapsulated PDF Storage	1.2.840.10008.5.1.4.1.1.104.1	Yes	No

Note: Any SOP specific behavior is documented later in the conformance statement in the applicable SOP specific conformance section.

4.2.9.2. Association Policies

Each AE specification contains a description of the general association establishment and acceptance policies of the AE.

4.2.9.2.1. General

The DICOM standard application context is specified below.

Table 188: DICOM Application Context

Description	Value
Application Context Name	1.2.840.10008.3.1.1.1

4.2.9.2.2. Number of Associations

The number of simultaneous associations that an Application Entity may support as an Initiator or Acceptor is specified here.

For IntelliSpace Cardiovascular the maximum number of associations limited by the availability of the system resources. The license number of the external DICOM nodes is one of these limits.

Table 189: Number of associations as an Association Initiator for this AE

Description	Value
Maximum number of simultaneous associations	5

4.2.9.2.3. Asynchronous Nature

The implementation supports negotiation of multiple outstanding transactions, along with the maximum number of outstanding transactions supported.

Table 190: Asynchronous nature as an Association Initiator for this AE

Description	Value
Maximum number of outstanding asynchronous transactions	Not applicable

4.2.9.2.4. Implementation Identifying Information

The value supplied for Implementation Class UID and version name are documented here.

Table 191: DICOM Implementation Class and Version for Send AE

Implementation Class UID	1.3.46.670589.58.2.2.0
Implementation Version Name	ISCV 2.2.0

4.2.9.2.5. Communication Failure Handling

The behavior of the AE during communication failure is summarized in the next table.

Table 192: Communication Failure Behavior

Exception	Behavior
ARTIM Timeout	The association is closed and the reason is logged.

4.2.9.3. Association Initiation Policy

The Application Entity will respond on a received reject Association attempt as shown in next table.

Table 193: Association Rejection response

Result	Source	Reason/Diagnosis	Behavior
1 - rejected-permanent	1 - DICOM UL service-user	1 - no-reason-given	The user is informed. Details are logged in central log file.
		2 - application-context-name-not-supported	The user is informed. Details are logged in central log file.
		3 - calling-AE-title-not-recognized	The user is informed. Details are logged in central log file.
		7 - called-AE-title-not-recognized	The user is informed. Details are logged in central log file.
	2 - DICOM UL service-provider (ACSE related function)	1 - no-reason-given	The user is informed. Details are logged in central log file.
		2 - protocol-version-not-supported	The user is informed. Details are logged in central log file.
	3 - DICOM UL service-provider (Presentation related function)	1 - temporary-congestion	The user is informed. Details are logged in central log file.
		2 - local-limit-exceeded	The user is informed. Details are logged in central log file.
2 - rejected-transient	1 - DICOM UL service-user	1 - no-reason-given	The user is informed. Details are logged in central log file.
		2 - application-context-name-not-supported	The user is informed. Details are logged in central log file.
		3 - calling-AE-title-not-recognized	The user is informed. Details are logged in central log file.
		7 - called-AE-title-not-recognized	The user is informed. Details are logged in central log file.
	2 - DICOM UL service-provider (ACSE related function)	1 - no-reason-given	The user is informed. Details are logged in central log file.

Result	Source	Reason/Diagnosis	Behavior
	3 - DICOM UL service-provider (Presentation related function)	2 - protocol-version-not-supported	The user is informed. Details are logged in central log file.
		1 - temporary-congestion	The user is informed. Details are logged in central log file.
		2 - local-limit-exceeded	The user is informed. Details are logged in central log file.

The behavior of the AE on receiving an association abort is summarized in the next table.

Table 194: Association Abort Handling

Source	Reason/Diagnosis	Behavior
0 - DICOM UL service-user (initiated abort)	0 - reason-not-specified	When received, terminates the connection and logs the event.
2 - DICOM UL service-provider (initiated abort)	0 - reason-not-specified	When received, terminates the connection and logs the event.
	1 - unrecognized-PDU	When received, terminates the connection and logs the event.
	2 - unexpected-PDU	When received, terminates the connection and logs the event.
	4 - unrecognized-PDU-parameter	When received, terminates the connection and logs the event.
	5 - unexpected-PDU-parameter	When received, terminates the connection and logs the event.
	6 - invalid-PDU-parameter-value	When received, terminates the connection and logs the event.

4.2.9.3.1. (Real-World) Activity – Image Export

4.2.9.3.1.1. Description and Sequencing of Activities

4.2.9.3.1.2. Proposed Presentation Contexts

The proposed presentation contexts are defined in the next table.

Table 195: Proposed Presentation Contexts for (Real-World) Activity – Image Export

Presentation Context Table					
Abstract Syntax		Transfer Syntax		Role	Extended Negotiation
Name	UID	Name List	UID List		
Encapsulated PDF Storage	1.2.840.10008.5.1.4.1.1.104.1	Explicit VR Big Endian	1.2.840.10008.1.2.2	SCU	None
		Explicit VR Little Endian	1.2.840.10008.1.2.1		
		Implicit VR Little Endian	1.2.840.10008.1.2		

4.2.9.3.1.3. SOP Specific Conformance for Storage SOP Classes

This section and sub-section include the manufacturer SOP and Dataset specific information as well the status codes and their corresponding behavior.

4.2.9.3.1.3.1. Dataset Specific Conformance for C-STORE-RQ

Detail regarding the Dataset Specific response behavior will be reported in this section.

This includes the dataset specific behavior, i.e. error codes, error and exception handling, time-outs, etc.

Possible status responses during C-STORE request are listed in the next table:

Table 196: DICOM command response status handling behavior

Service Status	Error Code	Further Meaning	Behavior
Success	0000	Successful stored	Log; continue.
Refused	A700	Refused: Out of Resources	Log; continue.
Failure	0110	Error: Processing Failure	Log; continue.
	A900	Error: Data Set does not match SOP Class	Log; continue.
	C000	Error: cannot understand	Log; continue.
Warning	B000	Coercion of Data Elements	Log; continue.
	B007	Data Set does not match SOP Class	Log; continue.
	B006	Elements Discarded	Log; continue.

4.2.9.4. Association Acceptance Policy

Not applicable, the PDF_REPORT AE doesn't accept any associations.

4.2.10. MWL AE

Detail of this specific Application Entity is specified in this section.

4.2.10.1. SOP Classes

This Application Entity provides Standard Conformance to the following SOP Classes.

Table 197: SOP Classes for MWL AE

SOP Class Name	SOP Class UID	SCU	SCP
Verification SOP Class	1.2.840.10008.1.1	No	Yes
Modality Worklist Information Model - FIND SOP Class	1.2.840.10008.5.1.4.31	No	Yes

Note: Any SOP specific behavior is documented later in the conformance statement in the applicable SOP specific conformance section.

4.2.10.2. Association Policies

Each AE specification contains a description of the general association establishment and acceptance policies of the AE.

4.2.10.2.1. General

The DICOM standard application context is specified below.

Table 198: DICOM Application Context

Description	Value
Application Context Name	1.2.840.10008.3.1.1.1

4.2.10.2.2. Number of Associations

The number of simultaneous associations that an Application Entity may support as an Initiator or Acceptor is specified here.

Table 199: Number of associations as an Association Initiator for this AE

Description	Value
Maximum number of simultaneous associations	1

Table 200: Number of associations as an Association Acceptor for this AE

Description	Value
Maximum number of simultaneous associations	1

4.2.10.2.3. Asynchronous Nature

The implementation supports negotiation of multiple outstanding transactions, along with the maximum number of outstanding transactions supported.

Table 201: Asynchronous nature as an Association Initiator for this AE

Description	Value
Maximum number of outstanding asynchronous transactions	1

4.2.10.2.4. Implementation Identifying Information

The value supplied for Implementation Class UID and version name are documented here.

Table 202: DICOM Implementation Class and Version for MWL AE

Implementation Class UID	1.3.46.670589.49.1.1.1
Implementation Version Name	IBE_1_1_1

4.2.10.2.5. Communication Failure Handling

The behavior of the AE during communication failure is summarized in the next table.

Table 203: Communication Failure Behavior

Exception	Behavior
Timeout	IntelliBridge considers an ARTIM Timeout of 30 seconds as a communication failure
Association aborted	
Failed to connect	

4.2.10.3. Association Initiation Policy

The behavior of this Application Entity is summarized in the next Table.

Table 204: Response Status Handler Behavior

Service Status	Error Code	Further Meaning	Behavior
Success	0000	Matching is complete	The SCP has successfully returned all matching information e.g.
Refused			The SCP has successfully returned all matching information
Error			
Warning			
Pending			
Cancel			

The Application Entity will respond to a received Association rejection as shown in the next table.

Table 205: Association Rejection response

Result	Source	Reason/Diagnosis	Behavior
1 - rejected-permanent	1 - DICOM UL service-user	1 - no-reason-given	
		2 - application-context-name-not supported	
		3 - calling-AE-title-not-recognized	
		7 - called-AE-title-not-recognized	
	2 - DICOM UL service-provider (ACSE related function)	1 - no-reason-given	
		2 - protocol-version-not-supported	
	3 - DICOM UL service-provider	1 - temporary-congestion	

Result	Source	Reason/Diagnosis	Behavior
2 - rejected-transient	(Presentation related function)	2 - local-limit-exceeded	
	1 - DICOM UL service-user	1 - no-reason-given	
		2 - application-context-name-not-supported	
		3 - calling-AE-title-not-recognized	
		7 - called-AE-title-not-recognized	
	2 - DICOM UL service-provider (ACSE related function)	1 - no-reason-given	
		2 - protocol-version-not-supported	
	3 - DICOM UL service-provider (Presentation related function)	1 - temporary-congestion	
		2 - local-limit-exceeded	

The behavior of the AE on receiving an Association abort is summarized in the next table.

Table 206: Association Abort Handling

Source	Reason/Diagnosis	Behavior
0 - DICOM UL service-user (initiated abort)	0 - reason-not-specified	
2 - DICOM UL service-provider (initiated abort)	0 - reason-not-specified	
	1 - unrecognized-PDU	
	2 - unexpected-PDU	
	4 - unrecognized-PDU-parameter	
	5 - unexpected-PDU-parameter	
	6 - invalid-PDU-parameter-value	

4.2.10.3.1. (Real-World) Activity – Verification as SCP

4.2.10.3.1.1. Description and Sequencing of Activities

The MWL AE receives application level communication using the C-ECHO command.

Figure 29: (Real World) Activity - Verification as SCP

4.2.10.3.1.2. Proposed Presentation Contexts

The presentation contexts are defined in the next table.

Table 207: Proposed Presentation Contexts for (Real-World) Activity – Verification as SCP

Presentation Context Table					
Abstract Syntax		Transfer Syntax		Role	Extended Negotiation
Name	UID	Name List	UID List		
Verification SOP Class	1.2.840.10008.1.1	Explicit VR Big Endian	1.2.840.10008.1.2.2	SCP Role: 1 SCU Role: 1	None
		Explicit VR Little Endian	1.2.840.10008.1.2.1		
		Implicit VR Little Endian	1.2.840.10008.1.2		

4.2.10.3.1.3. SOP Specific Conformance for Verification SOP Class

The MWL AE provides standard conformance to Verification SOP Class.

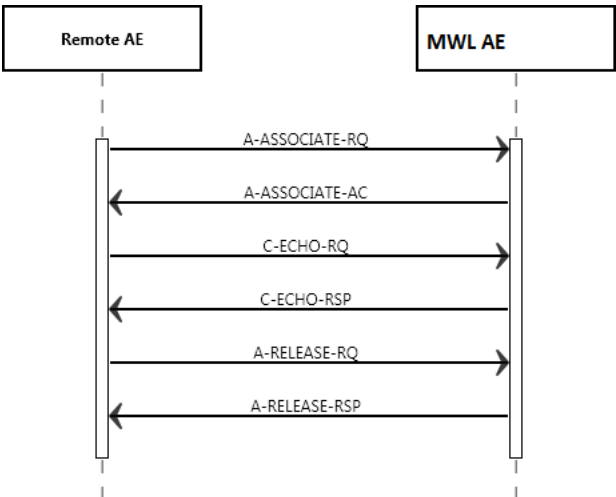


Figure 30: (Real World) Activity - Verification as SCP

Table 208: Status Response

Service Status	Error Code	Further Meaning	Behavior
Success	0000	Matching is complete	Association will be released. Message logged in IntelliSpace Cardiovascular Connect
Failure	A900	Identifier does not match SOP Class	Reason will be logged

Table 209: DICOM Command Communication Failure Behavior

Exception	Description
REPLAY TIMEOUT	Reason will be logged
ASSOCIATION ABORTED	Reason will be logged
ASSOCIATION TIMEOUT	Reason will be logged

4.2.10.3.2. (Real-World) Activity – Modality Worklist as SCP

4.2.10.3.2.1. Description and Sequencing of Activities

MWL SCP accepts associations from systems that wish to have an up-to-date Modality Worklist using the C-FIND Service Element.

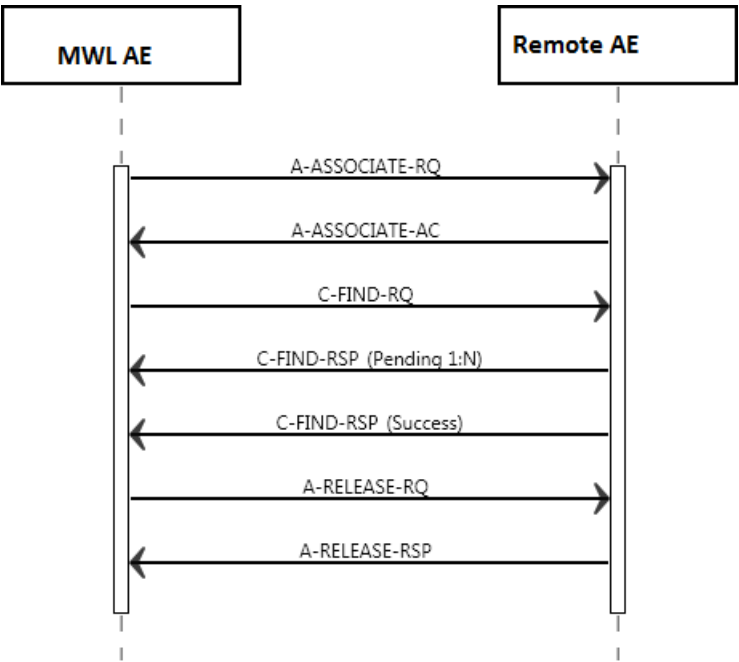


Figure 31: (Real World) Activity - Modality Worklist as SCP

4.2.10.3.2.2. Accepted Presentation Contexts

MWL SCP will accept the presentation contexts as given in the table below.

Table 210: Acceptable Presentation Contexts for (Real-World) Activity – Modality worklist as SCP

Presentation Context Table					
Abstract Syntax		Transfer Syntax		Role	Extended Negotiation
Name	UID	Name List	UID List		
Modality Worklist Information Model - C-FIND SOP Class	1.2.840.10008.5.1.4.31	Explicit VR Big Endian	1.2.840.10008.1.2.2	SCP	None
		Explicit VR Little Endian	1.2.840.10008.1.2.1		
		Implicit VR Little Endian	1.2.840.10008.1.2		

4.2.10.3.2.3. SOP Specific Conformance for Modality Worklist Information Model C-FIND SOP Class

This section and sub-section includes the manufacturer SOP and Dataset specific information as well as the status codes and their corresponding behavior.

4.2.10.3.2.3.1. Dataset Specific Conformance for Modality Worklist Information Model C-FIND SCP

The supported C-Find request keys and the DICOM command communication behavior are shown in the following tables. The standard as well as the specific status codes and their corresponding behavior are also specified.

Table 211: Modality Worklist Return keys supported

Attribute Name	Tag	VR	Remark/ Comment	Matching Key Supported	Return Key Supported
SOP Common Module					
Specific Character Set	0008,0005	CS	Always return the values in ISO_IR100	N	Y
Timezone Offset From UTC	0008,0201	SH		Y	N
Patient Identification Module					
Patient's Name	0010,0010	PN	Returns Value. Type of Matching:S,*,U	Y	Y
Patient ID	0010,0020	LO	Returns Value. Type of Matching:S,*,U	Y	Y
Issuer of Patient ID	0010,0021	LO	Returns value. Type of Matching :S,*,U	Y	Y
Patient Demographic Module					
Patient's Birth Date	0010,0030	DA		Y	Y
Patient's Sex	0010,0040	CS	Returns value. Type of Matching :S,U	Y	Y
Patient's Size	0010,1020	DS	Returns value.	N	Y
Patient's Weight	0010,1030	DS	Returns value.	N	Y
Confidentiality Constraint on Patient Data Description	0040,3001	LO	Returns Empty	N	Y
Patient Medical Module					
Medical Alerts	0010,2000	LO	Returns Empty	N	Y
Contrast Allergies	0010,2110	LO	Returns Empty	N	Y
Pregnancy Status	0010,21C0	US	Returns Empty	N	Y
Special Needs	0038,0050	LO	Returns Empty	N	Y
Patient State	0038,0500	LO	Returns Empty	N	Y
Visit Relationship Module					
Referenced Patient Sequence	0008,1120	SQ	Sequence is returned empty	N/A	Y
> Referenced SOP Class UID	0008,1150	UI		N	N
> Referenced SOP Instance UID	0008,1155	UI		N	N
Visit Identification Module					
Admission ID	0038,0010	LO	Returns Empty	N	Y
Visit Status Module					
Current Patient Location	0038,0300	LO	Returns Value	N	Y
Visit Status ID	0038,0008	CS	Returns value.	N	Y
Scheduled Procedure Step Module					
Scheduled Procedure Step Sequence	0040,0100	SQ	The Attributes of the Scheduled Procedure Step shall only be retrieved with Sequence Matching. The Scheduled Procedure Step Sequence shall contain only a single Item.	N/A	N/A
> Modality	0008,0060	CS	Returns Value. Type of Matching :S,U.	Y	Y
> Scheduled Station AE Title	0040,0001	AE	Mapped in Rhapsody Table ModalityExamCode_Mapping	Y	Y
> Scheduled Procedure Step Start Date	0040,0002	DA	SPS Time matching only supported when SPS Date is provided as matching key	Y	Y
> Scheduled Procedure Step Start Time	0040,0003	TM		Y	Y
> Scheduled Performing Physician's Name	0040,0006	PN		Y	Y

Attribute Name	Tag	VR	Remark/ Comment	Matching Key Supported	Return Key Supported
> Scheduled Procedure Step Description	0040,0007	LO		N	Y
> Scheduled Protocol Code Sequence	0040,0008	SQ		N/A	Y
>> Code Value	0008,0100	SH		Y	Y
>> Coding Scheme Designator	0008,0102	SH		N	Y
>> Code Meaning	0008,0104	LO		N	Y
> Scheduled Procedure Step ID	0040,0009	SH		N	Y
> Scheduled Station Name	0040,0010	SH	Copied from Scheduled Station AE Title.	N	Y
> Scheduled Procedure Step Location	0040,0011	SH	Returns Empty	N	Y
> Scheduled Procedure Step Status	0040,0020	CS	Currently, only one value supported is "SCHEDULED".	N	Y
Requested Procedure Module					
Referenced Study Sequence	0008,1110	SQ	Returns Empty	N/A	Y
> Referenced SOP Class UID	0008,1150	UI	1.2.840.10008.3.1.2.3.1	N	N
> Referenced SOP Instance UID	0008,1155	UI		N	N
Study Instance UID	0020,000D	UI		N	Y
Requested Procedure Description	0032,1060	LO		Y	Y
Requested Procedure Code Sequence	0032,1064	SQ		N/A	Y
> Code Value	0008,0100	SH		N	Y
> Coding Scheme Designator	0008,0102	SH		N	Y
> Code Meaning	0008,0104	LO		N	Y
Requested Procedure ID	0040,1001	SH	Returns Value. Type of Matching: S,U	Y	Y
Reason for the Requested Procedure	0040,1002	LO		N	Y
Requested Procedure Priority	0040,1003	SH	Returns Empty	N	Y
Patient Transport Arrangements	0040,1004	LO	Returns Empty	N	Y
Imaging Service Request Module					
Accession Number	0008,0050	SH		Y	Y
Referring Physician's Name	0008,0090	PN	Returns the value. Type of Matching : S,U.	Y	Y
Requesting Physician	0032,1032	PN	Returns Empty	N	Y

Notes:

Keys that are specified in the C-FIND-RQ but are not supported by the MWL AE and are type 2 or 3 are returned empty.

Table 212: Status Response

Service Status	Error Code	Further Meaning	Behavior
Success	0000	Matching is complete	A response is sent with this status code.
Refused	A700	Out of Resources	A response is sent with this status code. Reason is Logged and released association.
Failure	C000	Unable to process	A response is send with this status code. The reason is logged in the file.
Pending	FF00	Current match is supplied	Matches are continuing; Current match is supplied.
Cancel	FE00	Matching terminated due to Cancel Request	No more C-FIND pending responses will be sent and a final response with this status code is sent. Cancel request is logged.

Table 213: Communication Failure Behavior

Exception	Behavior
Timeout	The association is released and the reason is logged
Association Aborted	The association is released and the reason is logged

4.2.11. MPPS AE

Detail of this specific Application Entity is specified in this section.

4.2.11.1. SOP Classes

This Application Entity provides Standard Conformance to the following SOP Classes.

Table 214: SOP Classes for MPPS AE

SOP Class Name	SOP Class UID	SCU	SCP
Verification SOP Class	1.2.840.10008.1.1	No	Yes
Modality Performed Procedure Step SOP Class	1.2.840.10008.3.1.2.3.3	Yes	Yes

Note: Any SOP specific behavior is documented later in the conformance statement in the applicable SOP specific conformance section.

4.2.11.2. Association Policies

Each AE specification contains a description of the general association establishment and acceptance policies of the AE.

4.2.11.2.1. General

The DICOM standard application context is specified below.

Table 215: DICOM Application Context

Description	Value
Application Context Name	1.2.840.10008.3.1.1.1

4.2.11.2.2. Number of Associations

The number of simultaneous associations that an Application Entity may support as an Initiator or Acceptor is specified here.

Table 216: Number of associations as an Association Initiator for this AE

Description	Value
Maximum number of simultaneous associations	1

Table 217: Number of associations as an Association Acceptor for this AE

Description	Value
Maximum number of simultaneous associations	1

4.2.11.2.3. Asynchronous Nature

The implementation supports negotiation of multiple outstanding transactions, along with the maximum number of outstanding transactions supported.

Table 218: Asynchronous nature as an Association Initiator for this AE

Description	Value
Maximum number of outstanding asynchronous transactions	1

4.2.11.2.4. Implementation Identifying Information

The value supplied for Implementation Class UID and version name are documented here.

Table 219: DICOM Implementation Class and Version for MPPS AE

Implementation Class UID	1.3.46.670589.49.1.1.1
Implementation Version Name	IBE_1_1_1

4.2.11.2.5. Communication Failure Handling

The behavior of the AE during communication failure is summarized in the next table.

Table 220: Communication Failure Behavior

Exception	Behavior
Timeout	IntelliBridge considers an ARTIM Timeout of 30 seconds as a communication failure
e.g. Association aborted	
e.g. Failed to connect	

4.2.11.3. Association Initiation Policy

The behavior of this Application Entity is summarized in the next Table.

Table 221: Response Status Handler Behavior

Service Status	Error Code	Further Meaning	Behavior
Success	0000	e.g. Matching is complete	e.g. The SCP has successfully returned all matching information e.g.
Refused			e.g. The SCP has successfully returned all matching information
Error			
Warning			
Pending			
Cancel			

The Application Entity will respond to a received Association rejection as shown in the next table.

Table 222: Association Rejection response

Result	Source	Reason/Diagnosis	Behavior
1 - rejected-permanent	1 - DICOM UL service-user	1 - no-reason-given	
		2 - application-context-name-not supported	
		3 - calling-AE-title-not-recognized	
		7 - called-AE-title-not-recognized	

Result	Source	Reason/Diagnosis	Behavior
	2 - DICOM UL service-provider (ACSE related function)	1 - no-reason-given	
		2 - protocol-version-not-supported	
	3 - DICOM UL service-provider (Presentation related function)	1 - temporary-congestion	
		2 - local-limit-exceeded	
2 - rejected-transient	1 - DICOM UL service-user	1 - no-reason-given	
		2 - application-context-name-not-supported	
		3 - calling-AE-title-not-recognized	
		7 - called-AE-title-not-recognized	
	2 - DICOM UL service-provider (ACSE related function)	1 - no-reason-given	
		2 - protocol-version-not-supported	
	3 - DICOM UL service-provider (Presentation related function)	1 - temporary-congestion	
		2 - local-limit-exceeded	

The behavior of the AE on receiving an Association abort is summarized in the next table.

Table 223: Association Abort Handling

Source	Reason/Diagnosis	Behavior
0 - DICOM UL service-user (initiated abort)	0 - reason-not-specified	
2 - DICOM UL service-provider (initiated abort)	0 - reason-not-specified	
	1 - unrecognized-PDU	
	2 - unexpected-PDU	
	4 - unrecognized-PDU-parameter	
	5 - unexpected-PDU-parameter	
	6 - invalid-PDU-parameter-value	

4.2.11.3.1. (Real-World) Activity – Modality Performed Procedure Step as SCU

4.2.11.3.1.1. Description and Sequencing of Activities

MPPS SCU & SCP accepts the Modality Performed Procedure Step messages from remote SCUs and automatically forward them to remote SCPs as a SCU.

4.2.11.3.2. (Real-World) Activity – Verification as SCP

4.2.11.3.2.1. Description and Sequencing of Activities

The MPPS AE receives application level communication using the C-ECHO command.

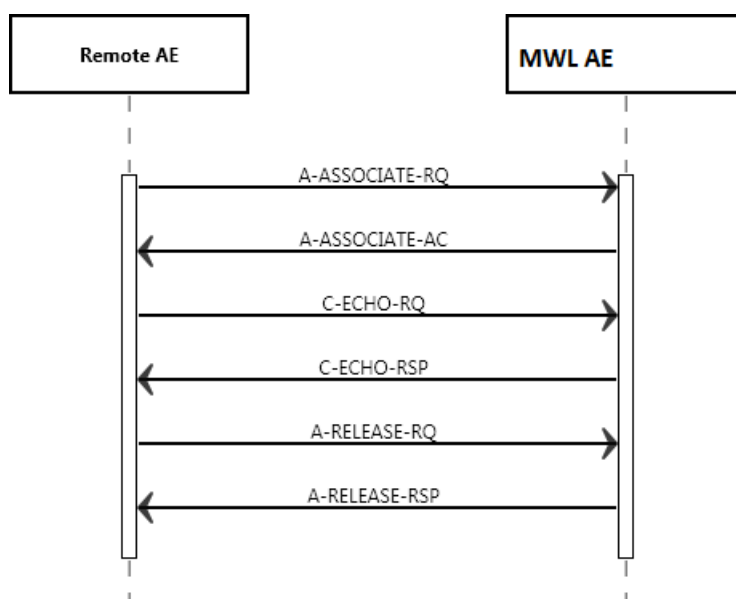


Figure 32: (Real World) Activity - Verification as SCP

4.2.11.3.2.2. Proposed Presentation Contexts

The presentation contexts are defined in the next table.

Table 224: Proposed Presentation Contexts for (Real-World) Activity – Verification as SCP

Presentation Context Table					
Abstract Syntax		Transfer Syntax		Role	Extended Negotiation
Name	UID	Name List	UID List		
Verification SOP Class	1.2.840.10008.1.1	Explicit VR Big Endian	1.2.840.10008.1.2.2	SCP Role: 1	None
		Explicit VR Little Endian	1.2.840.10008.1.2.1	SCU Role: 1	
		Implicit VR Little Endian	1.2.840.10008.1.2		

4.2.11.3.2.3. SOP Specific Conformance for Verification SOP Class

The MPPS AE provides standard conformance to Verification SOP Class.

Table 225: Status Response

Service Status	Error Code	Further Meaning	Behavior
Success	0000	Matching is complete	Association will be released. Message logged in IntelliSpace Cardiovascular Connect
Failure	A900	Identifier does not match SOP Class	Reason will be logged

Table 226: DICOM Command Communication Failure Behavior

Exception	Description
REPLAY TIMEOUT	Reason will be logged
ASSOCIATION ABORTED	Reason will be logged
ASSOCIATION TIMEOUT	Reason will be logged

4.2.11.3.3. (Real-World) Activity – Modality Performed Procedure Step as SCP

4.2.11.3.3.1. Description and Sequencing of Activities

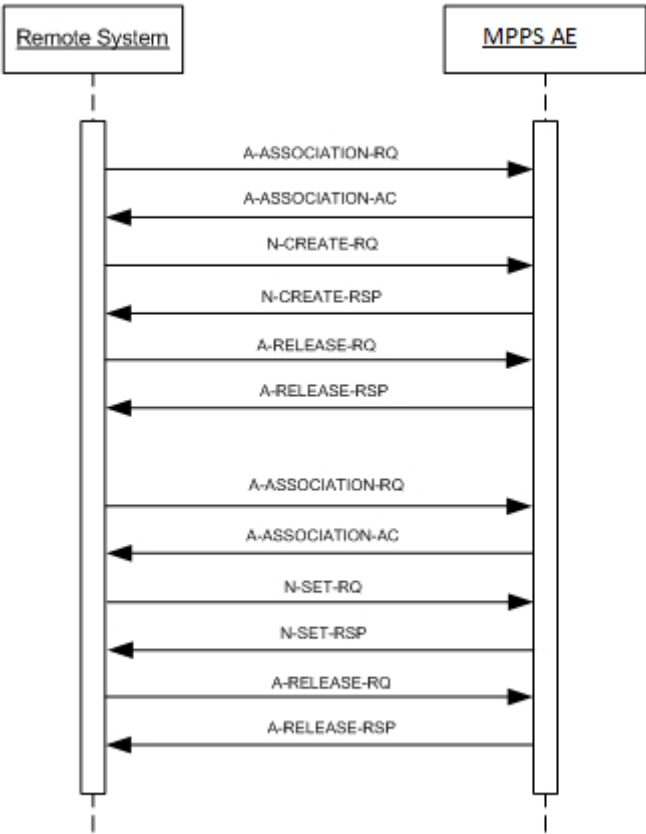


Figure 33: (Real-World) Activity – MPPS as SCP

4.2.11.3.3.2. Accepted Presentation Contexts

The presentation contexts are defined in the next table.

Table 227: Acceptable Presentation Contexts for (Real-World) Activity – Modality Performed Procedure Step as SCP

Presentation Context Table					
Abstract Syntax		Transfer Syntax		Role	Extended Negotiation
Name	UID	Name List	UID List		
Modality Performed Procedure Step SOP Class	1.2.840.10008.3.1.2.3.3	Explicit VR Big Endian	1.2.840.10008.1.2.2	SCP	None
		Explicit VR Little Endian	1.2.840.10008.1.2.1		
		Implicit VR Little Endian	1.2.840.10008.1.2		

4.2.11.3.3.3. SOP Specific Conformance for Modality Performed Procedure Step SOP Class

This section and sub-section include the manufacturer SOP and Dataset specific information as well the status codes and their corresponding behavior.

4.2.11.3.3.3.1. Dataset Specific Conformance for Modality Performed Procedure Step SOP Class N-CREATE-SCP

Detail regarding the Dataset Specific response behavior will be reported in this section.

This part of the section includes the dataset specific behavior, i.e. error codes, error and exception handling, time-outs, etc.

Table 228: Status Response

Service Status	Error Code	Further Meaning	Behavior
Success	0000	Success	
Failed	0121	Missing attribute value	

4.2.11.3.3.3.2. Dataset Specific Conformance for Modality Performed Procedure Step SOP Class N-SET-SCP

This part of the section includes the dataset specific behavior, i.e. error codes, error and exception handling, time-outs, etc.

Table 229: Status Response

Service Status	Error Code	Further Meaning	Behavior
Success	0000	Success	
Failed	0121	Missing attribute value	

4.3. Network Interfaces

4.3.1. Physical Network Interfaces

The System provides only DICOM V3.0 TCP/IP Network Communication Support as defined in PS 3.8 of the standard.

TCP/IP is the only protocol stack supported.

Supported physical medium include:

IEEE 802.3-1995, 10BASE-T

IEEE 802.3-1995, 100BASE-TX (Fast Ethernet)

IEEE 802.3, 1000BASE-X (Fiber Optic Gigabit Ethernet).

The TCP/IP Stack as supported by the underlying Operating System.

The API is the WinSock 2 interface as supported by the underlying Operating System.

4.3.2. Additional Protocols

IntelliSpace Cardiovascular operates according to DICOM protocols, in the application layer of standardized communications networks. From this perspective the system supports a number of protocol stacks and physical network media. The system supports DICOM protocols on top of the TCP/IP version 4.

A Point-to-Point Protocol (PPP) Connection over dial-up line in the same network is possible.

4.4. Configuration

Any implementation's DICOM conformance may be dependent upon configuration, which takes place at the time of installation.

Issues concerning configuration are addressed in this section.

4.4.1. AE Title/Presentation Address Mapping

An important installation issue is the translation from AE title to presentation address. How this is to be performed is described here.

In IntelliSpace Cardiovascular the local Network and Media AE titles as well as the IP Address and the TCP listen port associated with these AE are configurable. The different AE's in IntelliSpace Cardiovascular can be configured to use the same AE title.

IntelliSpace Cardiovascular only accepts associations of AE Titles that are configured in IntelliSpace Cardiovascular.

Due to variety of network configurations that exist worldwide, no performance guaranties can be given with respect to the time it takes to complete the execution of a job.

4.4.1.1. Local AE Titles

The local AE title mapping and configuration are specified as:

Table 230: AE Title configuration table

Application Entity	Default AE Title	Default TCP/IP Port
Image Import AE	INTURISPRO_SCP	104
Send AE	SEND_SCU	NA
Auto Export AE	INTURISPRO_SCU	104
Storage Commitment AE	STCO_SCP	4000
Query/Retrieve as SCU AE	QR_SCU	NA
Query/Retrieve as SCP AE	QR_SCP	7000
Print AE	VIEWER_PRINT_SCU	104
Archive AE	Configurable	Configurable

Application Entity	Default AE Title	Default TCP/IP Port
MWL AE	SCP1	5111
MPPS AE	SCP1	5111

4.4.1.2. Remote AE Title/Presentation Address Mapping

The configuration of the remote application is specified here.

Table 231: Remote AE Title Configuration Table

AE Configuration	Description
Image Import AE	Import AE Title
	Hostnam e
	IP-address
	Listen Port
	Allowed AE Title
	Processing delay
	Archive data (yes/no)
	TTL (Time To Live) When not archiving. Import TTL is no also (yes/No)
Auto Export AE	SCP AE Title
	SCU AE Title
	Server IP Address
	Port number
	station name
	Instance name
	Department name.
	Server Name
	Server description (not needed/configurable for DICOM)
	Server path (not needed/configurable for DICOM)
	Username (not needed/configurable for DICOM)
	Password (not needed/configurable for DICOM)
	Jpeg Quality Factor (not needed/configurable for DICOM)
	Export Rule (selection is possible)
Send AE	AE Title
	Send queue TTL (Days)
	Client AE Title
	Hostname
	IP-address
	Port number
	Logical name
Storage Commitment AE	AE Title
	Listen port
	Hostname
	Allowed AE Title
	Port number
Query/Retrieve as SCU AE	Q/R SCU AE Title

AE Configuration	Description
	Q/R SCU Dicom Timeout
	Q/R SCU Retrieve Timeout
	Store SCU AE Title
	Q/R SCP AE Title
	Hostname
	IP-Address
	Port number
	Logical name
Query/Retrieve as SCP AE	Q/R SCP AE Title
	Listen Port
	Store SCU AE Title
	Instance name.
	Department name
	Station name
	Archive data
	TTL,
	Allowed Client SCU AE Title
	Store SCP AE Title
	Hostname
	IP-address
	Port number
Print AE	AE Title
	IP-address
	Hostname
Archive AE	Store SCU AE Title
	Archive Hostname
	Archive IP-address
	Archive Store SCU AE Title
	Archive Store SCP AE Title
	Archive SCP port number
	Archive Q/R SCP Hostname
	Archive Q/R SCP IP-Address
	Archive Q/R AE Title
	Archive Q/R port number
	Fetch Move SCU AE Title
	Archive Storage Commit SCP hostname
	Archive Storage Commit IP-Address
	Archive Storage Commit SCP AE Title
	Archive Storage Commit port number
	Read only (yes/no)
	Fetch Time out
	Server Path
	User Name
MWL AE	Type

	AE Title
	IP Address
	Port
	Message Types
	Called AE Title Required
	Calling AE Title Required
	Calling AE Titles
	Relay AE Title
	Relay IP Address
	Relay Port
MPPS AE	Type
	AE Title
	IP Address
	Port
	Message Types
	Called AE Title Required
	Calling AE Title Required
	Calling AE Titles
	Relay AE Title
	Relay IP Address
	Relay Port

4.4.2. Parameters

The specification of important operational parameters, their default value and range (if configurable) are specified here.

Table 232: Configuration Parameters Table

Parameter	Configurable	Default Value
General Parameters		
Max PDU Receive Size	No	28 Kbytes
Max PDU Send Size	No	28 Kbytes
Time-out for completion of a TCP/IP connect request (Low-level timeout).	No	60 seconds
Time-out awaiting a Response to a DIMSE Request (Low-level timeout).	No	60 seconds
Time-out for waiting for data between TCP/IP-packets (Low-level timeout).	No	60 seconds
Storage Parameters		
Storage SCU time-out waiting for a response to a C-STORE RQ	No	60 seconds
Time out for reception	No	2 minutes
Maximum number of simultaneously initiated Associations by the Storage AE	No	10
Supported Transfer Syntaxes (separately configurable for each remote AE)	No	
Query/Retrieve Parameters (SCU and SCP)		
Maximum PDU size	No	28 Kbytes
Maximum Number of simultaneous Associations (SCU)	No	1 (C-ECHO), 5 (C-STORE), 5 (C-FIND), 1 (Printer), 1 (Archiving)
Q/R SCU DICOM Timeout (SCU)	Yes {300-1500}	450 seconds
Q/R SCU Retrieve Timeout (SCU)	Yes {1..7}	1 days

Parameter	Configurable	Default Value
Q/R best case query response time (SCP)	No	2 seconds
Q/R worst case query response time (SCP)	No	10 seconds
Storage Commitment Specific Parameters		
Maximum time to wait for cases to be archived	Yes	Maximum 8 hours
Maximum number of times for retrying sending a response – with one hours interval	Yes	Maximum 72 times
Print Parameters		
Maximum number of simultaneous Associations	No	1
Maximum numbers of connected printers	No	5

Additional configuration parameters such as hardware options for e.g. a printer are specified as well.

5. Media Interchange

5.1. Implementation model

The implementation model identifies the DICOM Application Entities for Media in specific implementation and relates the Application Entities to Real-World Activities.

5.1.1. Application Data Flow Diagram

As part of the implementation model, an application data flow diagram is included. This diagram represents all of the Application Entities present in an implementation and graphically depicts the relationship of the AE's use of DICOM to Real-World Activities.

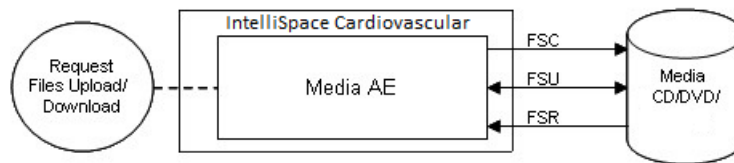


Figure 34: Application Data Flow Diagram

Note: DICOM FSU for CD and DVD as Media is not supported.

5.1.2. Functional Definitions of AE's

The Media AE in an IntelliSpace Cardiovascular supports the following functions for CD-R and DVD

- Read the DICOMDIR File from the medium (representing the directory of the DICOM File(s) as recorded on the medium). This information may be displayed as an ordered list of icon images and, if present, with pertinent identifying information (patient name, etc.).
- Read the selected instances from the medium and displays it on the monitor of the View Station. This information is displayed as an ordered list of frames of the selected image or as a dynamic review of the selected image.

And for CD-R, DVD

- Initialize the medium.
- Write a DICOM File-set onto the medium.
- Create a DICOMDIR File.
- Extend the DICOM File-set and update the DICOMDIR File accordingly. (DICOM Media Storage Service Class).

Note: It is not possible to finalize the DVDs from IntelliSpace Cardiovascular. Because of this the studies written on DVD by IntelliSpace Cardiovascular can only be read by IntelliSpace Cardiovascular.

5.1.3. Sequencing of Real World Activities

A Real World Activity of the Media AE is: The user selects a set of object to write these to the CD/DVD. Then the CD/DVD will be created with the selected objects. Once the CD/DVD has been created, the user can read this CD/DVD on the IntelliSpace Cardiovascular or for transport to another device for reading.

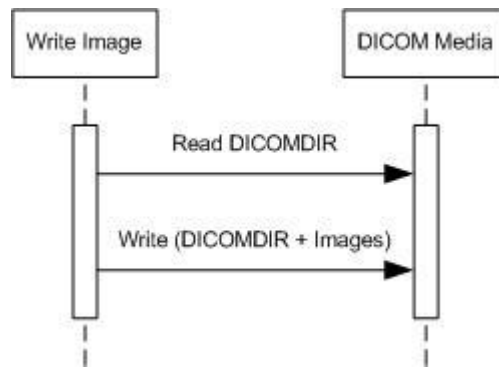


Figure 35: (Real World) Activity - Media.

Another Real World Activity of the Media AE is: A CD/DVD from another system IntelliSpace Cardiovascular or previously created CD/DVD can be read by the IntelliSpace Cardiovascular. The IntelliSpace Cardiovascular cannot append (FSU) to this created CD/DVD.

After data is written to CD/DVD, the CD/DVD is finalized automatically by IntelliSpace Cardiovascular; the finalized CD/DVD can now be read on every CD/DVD reader.

A description of supported Application Profiles of that Media is described in the next table.

Table 233: Conformance Supported Application Profiles

Application Profile Identifier	Abstract Syntax Name	Abstract Syntax UID	Transfer Syntax Name	Transfer Syntax UID
STD-XABC-CD	X-Ray Angiographic Image Storage	1.2.840.10008.5.1.4.1.1.12.1	JPEG Lossless FOP	1.2.840.10008.1.2.4.70
STD-XA1K-CD	X-Ray Angiographic Image Storage	1.2.840.10008.5.1.4.1.1.12.1	JPEG Lossless FOP	1.2.840.10008.1.2.4.70
	Secondary Capture Image Storage	1.2.840.10008.5.1.4.1.1.7	ELE	1.2.840.10008.1.2.1
STD-US-ID-SF-CD	Ultrasound Image Storage	1.2.840.10008.5.1.4.1.1.6.1	ELE	1.2.840.10008.1.2.1
STD-US-ID-SF-DVD			RLE	1.2.840.10008.1.2.5
STD-US-ID-MF-CD	Ultrasound Multi-frame Image Storage	1.2.840.10008.5.1.4.1.1.3.1	ELE	1.2.840.10008.1.2.1
STD-US-ID-MF-DVD			RLE	1.2.840.10008.1.2.5
STD-GEN-CD/ DVD	Computed Radiography Image Storage	1.2.840.10008.5.1.4.1.1.1	ELE	1.2.840.10008.1.2.1
	CT Image Storage	1.2.840.10008.5.1.4.1.1.2		
	Nuclear Medicine Image Storage	1.2.840.10008.5.1.4.1.1.20		
	X-Ray Angiographic Image Storage	1.2.840.10008.5.1.4.1.1.12.1		
	X-Ray Radiofluoroscopic Image Storage	1.2.840.10008.5.1.4.1.1.12.2		
	Ultrasound Multi-frame Image Storage	1.2.840.10008.5.1.4.1.1.3.1		
	MR Image Storage	1.2.840.10008.5.1.4.1.1.4		
	Ultrasound Image Storage	1.2.840.10008.5.1.4.1.1.6.1		
	Secondary Capture Image Storage	1.2.840.10008.5.1.4.1.1.7		
ALL	Media Storage Directory Storage	1.2.840.10008.1.3.10	ELE	1.2.840.10008.1.2.1

5.2. AE Specifications

This section in the DICOM Conformance Statement specifies a set of Media Application Entities.

5.2.1. Media AE Media - Specification

If applicable, this section contains a description of sequencing of Real-World Activities that the AE's require.

Depending on the study size, the viewer can write one or more complete studies to one or more CD's. Furthermore one viewer can review and upload:

- Multi-patient CDs and DVDs;
- Multi-study CDs and DVDs;
- Multi-CD studies.

The supported Application Profiles, their Roles and the Service Class (SC) options, all defined in DICOM terminology, are listed in next table.

Table 234: AE Media AE related Application Profiles, RWA activities and roles

Supported Application Profile	Identifier	Real-World Activities	Roles
1024 X-Ray Angiographic Studies on CD-R	STD-XA1K-CD	Create File-set	FSC
		Read File-set	FSR
Basic Cardiac X-RAY Angiographic Studies on CD-R	STD-XABC-CD	Create File-set	FSC
		Read File-set	FSR
CT/MR Studies on CD-R	STD-CTMR-CD	Create File-set	FSC
		Read File-set	FSR
General Purpose CD-R Interchange	STD-GEN-CD	Create File-set	FSC
		Read File-set	FSR
Image Display (Ultrasound {SF MF})	STD-US-ID-SF-CDR/STD-US-ID-MF-CDR	Create File-set	FSC
		Read File-set	FSR
CT/MR Studies on DVD Media	STD-CTMR-DVD	Create File-set	FSC
		Read File-set	FSR
General Purpose DVD Interchange with JPEG	STD-GEN-DVD-JPEG	Create File-set	FSC
		Read File-set	FSR
Image Display (Ultrasound {SF MF})	STD-US-ID-SF-DVD/STD-US-ID-MF-DVD	Create File-set	FSC
		Read File-set	FSR

5.2.1.1. File Meta Information for the Media AE

The Application Entity title is registered in the DICOM File Meta Information header and is supported by the CD/DVD-writer (CD write option) acting only as FSC.

Table 235: File Meta Information for the Media AE

Implementation Class UID	1.3.46.670589.58.2.2.0
Implementation Version Name	ISCV 2.2.0

5.2.1.2. Real-World Activities

The AE specification contains a description of the Real-World Activities, which invoke the particular AE.

5.2.1.2.1. RWA - Read File-set

This Media Application Entity has a File-set Reader functionality which is described here.

For the Real World Activity Read File-set (DICOM Reading), the Media AE will act as an FSR using the Interchange option when reading the directory of the medium and when reading the requested images.

5.2.1.2.1.1. Media Storage Application Profile

The table below gives an overview of the supported Application Profiles.

Table 236: Supported Application Profiles

Application Profile	Identifier	Real World Activity	Role	SC Option
CT/MR Studies on CD-R	STD-CTMR-CD	Read image(s) from CD	FSR	Interchange
CT/MR Studies on DVD Media	STD-CTMR-DVD	Read image(s) from DVD	FSR	Interchange
General Purpose CD-R Interchange	STD_GEN-CD	Read image(s) from CD	FSR	Interchange
General Purpose Interchange on DVD Media	STD-GEN-DVD	Read image(s) from DVD	FSR	Interchange
Basic cardiac X-Ray Angiographic Studies on CD-R media	STD-XABC-CD	Read image(s) from CD	FSR	Interchange
1024 X-Ray Angiographic Studies on CD-R Media	STD-XA1K-CD	Read image(s) from CD	FSR	Interchange
Image Display (Ultrasound {SF MF})	STD-US-ID-MF-CDR	Read image(s) from CD	FSR	Interchange
	STD-US-ID-SF-CDR	Read image(s) from CD	FSR	Interchange

5.2.1.2.1.1.1. Options

Not applicable.

5.2.1.2.2. RWA - Create File-set

This Media Application Entity has a File-set Creator functionality which is described here.

For the Real World Activities DICOM Recording the Media AE will write the SOP instances as provided by the RWA to the recordable DICOM medium and a corresponding DICOMDIR is created.

5.2.1.2.2.1. Media Storage Application Profile

See table below for an overview of the support of the Application Profiles.

Table 237: Supported Application Profiles

Application Profile	Identifier	Real World Activity	Role	SC Option
CT/MR Studies on CD-R	STD-CTMR-CD	Write image(s) to CD-R	FSC	Interchange
CT/MR Studies on DVD Media	STD-CTMR-DVD	Write image(s) to CD-R	FSC	Interchange
General Purpose CD-R Interchange	STD_GEN-CD	Write image(s) to CD-R	FSC	Interchange
General Purpose Interchange on DVD Media	STD-GEN-DVD	Write image(s) to DVD-RAM	FSC	Interchange
Basic cardiac X-Ray Angiographic Studies on CD-R media	STD-XABC-CD	Write image(s) to CD-R	FSC	Interchange
1024 X-Ray Angiographic Studies on CD-R Media	STD-XA1K-CD	Write image(s) to CD-R	FSC	Interchange
Image Display (Ultrasound {SF MF})	STD-US-ID-MF-CDR	Write image(s) to CD-R	FSC	Interchange
	STD-US-ID-SF-CDR	Write image(s) to CD-R	FSC	Interchange
	STD-US-ID-SF-DVD	Write image(s) to DVD	FSC	Interchange
	STD-US-ID-MF-DVD	Write image(s) to DVD	FSC	Interchange

The following table presents an overview of the defined Photometric Interpretation and Transfer Syntax pairs for the Ultrasound Application Profiles (STD-US-xx-SF/MF...).

Table 238: Defined Photometric Interpretation and Transfer Syntax Pairs

Photometric Interpretation Value	Transfer Syntax Name	Transfer Syntax UID
MONOCHROME2	ELE	1.2.840.10008.1.2.1
	RLE	1.2.840.10008.1.2.5
RGB	ELE	1.2.840.10008.1.2.1
	RLE	1.2.840.10008.1.2.5
PALETTE COLOR	ELE	1.2.840.10008.1.2.1
	RLE	1.2.840.10008.1.2.5
YBR_FULL	RLE	1.2.840.10008.1.2.5
YBR_FULL_422	ELE	1.2.840.10008.1.2.1
	JPEG Lossy Baseline	1.2.840.10008.1.2.4.50
YBR_PARTIAL_422	ELE	1.2.840.10008.1.2.1
	JPEG Lossy Baseline	1.2.840.10008.1.2.4.50

5.2.1.2.2.1.1. Options

In the DICOMDIR file a Basic Directory IOD is present, containing PATIENT, STUDY, SERIES and IMAGE directory record types.

The following table describes the optional directory keys of the Media AE.

Table 239: Optional Keys

Attribute name	Tag	VR	Notes
Patient Keys			
Patient's Birth Date	0010,0030	DA	Explicit additional DICOMDIR key for Application Profiles STD-XABC-CD and STD-XA1K-CD (VT=2).
Patient's Sex	0010,0040	CS	Explicit additional DICOMDIR key for Application Profiles STD-XABC-CD and STD-XA1K-CD (VT=2).
Study Keys			
Referring Physician's Name	0008,0090	PN	-
Named of Physician Reading Study	0008,1060	PN	-
Series Keys			
Series Date	0008,0021	DA	-
Series Time	0008,0031	TM	-
Institution Name	0008,0080	LO	Implicit additional DICOMDIR key for STD-US, and STD-GEN, Application Profiles. Explicit additional DICOMDIR key for Application Profiles STD-XABC-CD and STD-XA1K-CD (VT=2).
Institution Address	0008,0081	ST	Implicit additional DICOMDIR key for STD-US, and STD-GEN, Application Profiles. Explicit additional DICOMDIR key for Application Profiles STD-XABC-CD and STD-XA1K-CD (VT=2).
Series Description	0008,103E	LO	-
Performing Physician's Name	0008,1050	PN	Explicit additional DICOMDIR key for Application Profiles STD-XABC-CD and STD-XA1K-CD (VT=2).
Body Part Examined	0018,0015	CS	-

Attribute name	Tag	VR	Notes
Protocol Name	0018,1030	LO	-
Image Keys			
Image Type	0008,0008	CS	Explicit additional DICOMDIR key for Application Profiles STD-XABC-CD, STD-XA1K-CD and STD-GEN-CD (VT=1).
Content Date	0008,0023	DA	-
Content Time	0008,0033	TM	-

During the copy of "PLACED" data of a DSR study on IntelliSpace Cardiovascular to CD/DVD Media, following options are available as the export parameter that will apply to all DSR studies:

- Export As: "DICOM" (default) and
- Compression: "Loop" and
- Compression: "Still".

Both compression values are always "RLE".

5.3. Augmented and Private Application Profiles

Not applicable

5.4. Media Configuration

Not applicable.

6. Support of Character Sets

Any support for character sets in Network and Media services is described here.

Table 240: Supported DICOM Character Sets

Character Set Description	Defined Term	ESC Sequence	ISO Registration Number	Code Element	Character Set
Latin alphabet No. 1	ISO 2022 IR 100	ESC 02/08 04/02	ISO-IR 6	G0	ISO 646
		ESC 02/13 04/01	ISO-IR 100	G1	Supplementary set of ISO 8859
Japanese	ISO 2022 IR 13	ESC 02/08 04/10	ISO-IR 14	G0	JIS X 0201: Romaji
		ESC 02/09 04/09	ISO-IR 13	G1	JIS X 0201: Katakana
Japanese	ISO 2022 IR 159	-	ISO-IR 159	G0	JIS X 0212: Supplementary Kanji set
		-	-	-	-
Japanese	ISO 2022 IR 87	-	ISO-IR 87	G0	JIS X 0208: Kanji
		-	-	-	-
Latin alphabet No. 1	ISO_IR 100	-	ISO-IR 6	G0	ISO 646
		-	ISO-IR 100	G1	Supplementary set of ISO 8859

Notes:

If the internally stored character group has been updated using any Kanji character, this PN attribute will always be exported as "Ideographic" component group.

A DICOM Value Representation of type PN, containing Japanese characters can exist of three component groups in the format: <Single byte character>=<Ideographic character>=<Phonetic character>
Each component group is separated by the equal delimiter "=".

The behavior of the IntelliSpace Cardiovascular during DICOM data import as SCP

When IntelliSpace Cardiovascular imports DICOM data with PN type attributes with the above three component groups, then IntelliSpace Cardiovascular uses the <Single byte character> component group for storage into the internal database.

In the case the <Single byte character> component group is absent; IntelliSpace Cardiovascular uses the <Ideographic character> component group for storage into the internal database.

In the case both the <Single byte character> and the <Ideographic character> component groups are absent, IntelliSpace Cardiovascular uses the <phonetic character> component group for storage into the internal database.

The behavior of IntelliSpace Cardiovascular during DICOM data export as SCU

When IntelliSpace Cardiovascular exports DICOM data, it uses the internally stored character group while exporting the PN type attributes.

That means that if the <Single byte character> component group is internally saved, IntelliSpace Cardiovascular only uses this component group during export and the other two component groups are not exported.

And if the <Ideographic character> group is internally saved, then that group is used for export and the other two component groups are not exported.

And if the <Phonetic character> group is internally saved, then that group is used for export and the other two component groups are not exported.

7. Security

7.1. Security Profiles

All kind of Security Profiles are described below.

7.1.1. Security use Profiles

Not applicable

7.1.2. Security Transport Connection Profiles

Not applicable

7.1.3. Digital Signature Profiles

Not applicable

7.1.4. Media Storage Security Profiles

Not applicable

7.1.5. Attribute Confidentiality Profiles

No instances of the encrypted attributes data set are created. No transfer syntaxes are supported for encoding/decoding of encrypted attributes data sets.

The table below lists the attributes for anonymization (De-Identification) within a patient record. The terms used to describe the replacement value are listed below:

Empty: The attribute value is left empty (zero length).

User editable: The user can enter or edit the value for an attribute manually.

User selectable: The user can select a predefined list of values for an attribute.

System: The attribute value will be changed automatically by the system. Not configurable.

As is: The attribute value will not be changed. The text field for the attribute is grayed out.

Fixed value: The attribute value is set according a predefined list of values set by the system administrator.

Free: The attribute value gets the user-entered value. The system administrator can set a default value or, for gender, can select a value from the list.

Table 241: Basic Application Level Confidentiality Profile Attributes

Attribute Name	Tag	VR	Replacement Value	Remarks
Source Application Entity Title	0002,0016	AE	new AE title	System automatically changes
Patient's Name	0010,0010	PN	Empty, Fixed value, As is, Free	Free editable
Patient ID (MRN)	0010,0020	LO	Empty, Fixed value, As is, Free	Free editable
Patient's Birth Date	0010,0030	DA	Empty, Fixed value, As is, Free	Free editable
Patient's Sex	0010,0040	CS	Empty, Fixed value (Female, Male, Other, Empty), As is, Free	Free editable
Issuer of Patient ID's	0010,0021	LO	Institution name	Copied from institution name
Other Patient IDs	0010,1000	LO	No values	System automatically changes
Other Patient Names	0010,1001	PN	No values	System automatically changes
Patient's Telephone Numbers	0010,2154	SH	No values	System automatically changes

Attribute Name	Tag	VR	Replacement Value	Remarks
Patient's Address	0010,1040	LO	No values	System automatically changes
Country of Residence	0010,2150	LO	No values	System automatically changes
Region of Residence	0010,2152	LO	No values	System automatically changes
Station Name	0008,1010	SH	No values	System automatically changes
Instance Creator UID	0008,0014	UI	new UID	System automatically changes
SOP Instance UID	0008,0018	UI	new UID	System automatically changes
Accession Number	0008,0050	SH	Empty, Fixed value, As is, Free	Free editable
Institution Name	0008,0080	LO	Selectable from fixed values. Values will be as configured	Free editable
Referring Physician's Name	0008,0090	PN	Empty, Fixed value, As is, Free	Free editable
Performing Physician's Name	0008,1050	PN	Empty, Fixed value, As is, Free	Free editable
Operators Name	0008,1070	PN	No values	System automatically changes
Study ID	0020,0010	SH	Empty, Fixed value, As is, Free	Free editable
Frame of Reference UID	0020,0052	UI	new UID	System automatically changes
Study Instance UID	0020,000D	UI	new UID	System automatically changes
Series Instance UID	0020,000E	UI	new UID	System automatically changes

7.1.6. Network Address Management Profiles

Not applicable

7.1.7. Time Synchronization Profiles

Not applicable

7.1.8. Application Configuration Management Profiles

Not applicable

7.1.9. Audit Trail Profiles

Not applicable

7.2. Association Level Security

Not applicable.

7.3. Application Level Security

Not applicable.

Not applicable.

8. Annexes of application "Cath Analysis Package (CAAS2000)"

8.1. IOD Contents

8.1.1. Created SOP Instance

This section specifies each IOD created by this application.

Notes:

SOP classes created by CAAS2000 for IntelliSpace Cardiovascular are encoded with transfer syntax DICOM Implicit VR Little Endian (1.2.840.10008.1.2). No private tags are included in the derived objects so no loss of information.

Structured Reporting is supported by this version of CAAS2000 but this functionality is disabled for IntelliSpace Cardiovascular.

This section specifies each IOD created (including private IOD's). It should specify the attribute name, tag, VR, and value. The value should specify the range and source (e.g. user input, Modality Worklist, automatically generated, etc.). For content items in templates, the range and source of the concept name and concept values should be specified. Whether the value is always present or not shall be specified.

Abbreviations used in the IOD tables for the column "Presence of Module" are:

ALWAYS The module is always present
CONDITIONAL The module is used under specified condition

Abbreviations used in the Module table for the column "Presence of Value" are:

ALWAYS The attribute is always present with a value
EMPTY The attribute is always present without any value (attribute sent zero length)
VNAP The attribute is always present and its Value is Not Always Present
 (attribute sent zero length if no value is present)
ANAP The attribute is present under specified condition – if present then it will always have a value

The abbreviations used in the Module table for the column "Source" are:

AUTO The attribute value is generated automatically
CONFIG The attribute value source is a configurable parameter
COPY The attribute value source is another SOP instance
FIXED The attribute value is hard-coded in the application
IMPLICIT The attribute value source is a user-implicit setting
MPPS The attribute value is the same as that use for Modality Performed Procedure Step
MWL The attribute value source is a Modality Worklist
USER The attribute value source is explicit user input

8.1.1.1. List of created SOP Classes

Table 242: List of created SOP Classes

SOP Class Name	SOP Class UID
Secondary Capture Image Storage SOP Class	1.2.840.10008.5.1.4.1.1.7

8.1.1.2. Secondary Capture Image Storage SOP Class

Table 243: IOD of Created Secondary Capture Image Storage SOP Class Instances

Information Entity	Module	Presence Of Module
Patient	Patient Module	ALWAYS
Study	General Study Module	ALWAYS

Study	Patient Study Module	CONDITIONAL
Series	General Series Module	ALWAYS
Equipment	General Equipment Module	CONDITIONAL
Equipment	SC Equipment Module	ALWAYS
Image	General Image Module	ALWAYS
Image	Image Pixel Module	ALWAYS
Image	VOI LUT Module	CONDITIONAL
Image	SOP Common Module	ALWAYS

Table 244: Patient Module

Attribute Name	Tag	VR	Value	Presence of Value	Source	Comment
Patient's Name	0010,0010	PN		VNAP	COPY	-
Patient ID	0010,0020	LO		VNAP	COPY	-
Issuer of Patient ID	0010,0021	LO		ALWAYS	AUTO	If Issuer of Patient ID is not present in the imported object, then "Default Institution" will be put by IntelliSpace Cardiovascular.
Patient's Birth Date	0010,0030	DA		VNAP	COPY	-
Patient's Sex	0010,0040	CS	F, M, O	VNAP	COPY	-

Table 245: General Study Module

Attribute Name	Tag	VR	Value	Presence of Value	Source	Comment
Study Date	0008,0020	DA		ALWAYS	AUTO	-
Study Time	0008,0030	TM		ALWAYS	AUTO	-
Accession Number	0008,0050	SH		EMPTY	AUTO	EMPTY
Referring Physician's Name	0008,0090	PN		VNAP	COPY	The report output from CAAS2000 for IntelliSpace Cardiovascular contains "Reported Physician" information which is taken from the value of this attribute.
Study Instance UID	0020,000D	UI		ALWAYS	COPY	-
Study ID	0020,0010	SH		ALWAYS	COPY	-

Table 246: Patient Study Module

Attribute Name	Tag	VR	Value	Presence of Value	Source	Comment
Admitting Diagnoses Description	0008,1080	LO		ANAP	COPY	-

Table 247: General Series Module

Attribute Name	Tag	VR	Value	Presence of Value	Source	Comment
Modality	0008,0060	CS		ALWAYS	COPY	-
Performing Physician's Name	0008,1050	PN		VNAP	COPY	-
Protocol Name	0018,1030	LO		ANAP	COPY	-
Series Instance UID	0020,000E	UI		ALWAYS	AUTO	-
Series Number	0020,0011	IS		VNAP	COPY	-

Table 248: General Equipment Module

Attribute Name	Tag	VR	Value	Presence of Value	Source	Comment
Manufacturer	0008,0070	LO	Philips	VNAP	AUTO	-

Table 249: SC Equipment Module

Attribute Name	Tag	VR	Value	Presence of Value	Source	Comment
Modality	0008,0060	CS	OT	ANAP	AUTO	-
Conversion Type	0008,0064	CS	WSD	ALWAYS	AUTO	-

Table 250: General Image Module

Attribute Name	Tag	VR	Value	Presence of Value	Source	Comment
Image Type	0008,0008	CS	Value 1: DERIVED, Value 2: SECONDARY	ANAP	AUTO	-
Instance Number	0020,0013	IS		VNAP	AUTO	-
Patient Orientation	0020,0020	CS		EMPTY	AUTO	EMPTY

Table 251: Image Pixel Module

Attribute Name	Tag	VR	Value	Presence of Value	Source	Comment
Samples per Pixel	0028,0002	US	1	ALWAYS	AUTO	-
Photometric Interpretation	0028,0004	CS	MONOCHROME2	ALWAYS	AUTO	-
Rows	0028,0010	US		ALWAYS	AUTO	-
Columns	0028,0011	US		ALWAYS	AUTO	-
Pixel Aspect Ratio	0028,0034	IS		ALWAYS	AUTO	-
Bits Allocated	0028,0100	US	8	ALWAYS	AUTO	-
Bits Stored	0028,0101	US	8	ALWAYS	AUTO	-
High Bit	0028,0102	US	7	ALWAYS	AUTO	-
Pixel Representation	0028,0103	US	0	ALWAYS	AUTO	-
Pixel Data	7FE0,0010	O W/ OB		ALWAYS	AUTO	-

Table 252: VOI LUT Module

Attribute Name	Tag	VR	Value	Presence of Value	Source	Comment
Window Center	0028,1050	DS		ALWAYS	COPY	-
Window Width	0028,1051	DS		ALWAYS	COPY	-

Table 253: SOP Common Module

Attribute Name	Tag	VR	Value	Presence of Value	Source	Comment
Specific Character Set	0008,0005	CS	ISO_IR 100	ANAP	COPY	Required if expanded/replacement character set used
SOP Class UID	0008,0016	UI	1.2.840.10008.5.1.4.1.1.7	ALWAYS	AUTO	-
SOP Instance UID	0008,0018	UI		ALWAYS	AUTO	-

Instance Number	0020,0013	IS		ANAP	AUTO	
-----------------	-----------	----	--	------	------	--

8.1.2. Usage of Attributes from Received IOD

The following table lists the functionality supported by this application.

Table 254: Functionalities

Functionality	Type1	Optional	Private
CAAS 2000	X		

8.1.2.1. Usage of the Functionality CAAS 2000

The following table lists the supported SOP Classes which can be used by this application.

Table 255: Supported SOP Classes for functionality CAAS 2000

SOP Class name	SOP Class UID
X-Ray Angiographic Image Storage SOP Class	1.2.840.10008.5.1.4.1.1.12.1
X-Ray Radiofluoroscopic Image Storage SOP Class	1.2.840.10008.5.1.4.1.1.12.2

Notes:

The SOP classes mentioned above are supported by CAAS2000 for IntelliSpace Cardiovascular with transfer syntaxes DICOM Implicit VR Little Endian (1.2.840.10008.1.2), DICOM Explicit VR Little Endian (1.2.840.10008.1.2.1) and DICOM Explicit JPEG Lossless Image Compression (1.2.840.10008.1.2.4.70).

Pixel Intensity Relationship (0028, 1040) = "DRM" or "SQRT" (e.g. GE Innova) are supported by CAAS2000 for IntelliSpace Cardiovascular additionally to the values "LIN", "LOG" and "DISP".

Matrix size Rows (0028,0010) and Columns (0028,0011) with a minimum of 8 pixels and a maximum of 2048 pixels are supported by CAAS2000 for IntelliSpace Cardiovascular.

8.1.3. Attribute Mapping

Not applicable.

8.1.4. Coerced/Modified fields

Not applicable.

8.2. Data Dictionary of Private Attributes

Not applicable.

8.3. Coded Terminology and Templates

Not applicable.

8.3.1. Context Groups

Not applicable.

8.3.2. Template Specifications

Not applicable.

8.3.3. Private code definitions

Not applicable.

8.4. Grayscale Image consistency

Not applicable.

8.5. Standard Extended/Specialized/Private SOPs

Not applicable.

8.6. Private Transfer Syntaxes

Not applicable.

9. Annexes of application "Cath Viewer"

9.1. IOD Contents

9.1.1. Created SOP Instance

This section specifies each IOD created by this application.

This section specifies each IOD created (including private IOD's). It should specify the attribute name, tag, VR, and value. The value should specify the range and source (e.g. user input, Modality Worklist, automatically generated, etc.). For content items in templates, the range and source of the concept name and concept values should be specified. Whether the value is always present or not shall be specified.

Abbreviations used in the IOD tables for the column "Presence of Module" are:

ALWAYS The module is always present
CONDITIONAL The module is used under specified condition

Abbreviations used in the Module table for the column "Presence of Value" are:

ALWAYS The attribute is always present with a value
EMPTY The attribute is always present without any value (attribute sent zero length)
VNAP The attribute is always present and its Value is Not Always Present
 (attribute sent zero length if no value is present)
ANAP The attribute is present under specified condition – if present then it will always have a value

The abbreviations used in the Module table for the column "Source" are:

AUTO The attribute value is generated automatically
CONFIG The attribute value source is a configurable parameter
COPY The attribute value source is another SOP instance
FIXED The attribute value is hard-coded in the application
IMPLICIT The attribute value source is a user-implicit setting
MPPS The attribute value is the same as that use for Modality Performed Procedure Step
MWL The attribute value source is a Modality Worklist
USER The attribute value source is explicit user input

9.1.1.1. List of created SOP Classes

Table 256: List of created SOP Classes

SOP Class Name	SOP Class UID
Secondary Capture Image Storage SOP Class	1.2.840.10008.5.1.4.1.1.7

9.1.1.2. Secondary Capture Image Storage SOP Class

Table 257: IOD of Created Secondary Capture Image Storage SOP Class Instances

Information Entity	Module	Presence Of Module
Patient	Patient Module	ALWAYS
Study	General Study Module	ALWAYS
Study	Patient Study Module	CONDITIONAL
Series	General Series Module	ALWAYS
Equipment	General Equipment Module	ALWAYS
Equipment	SC Equipment Module	ALWAYS
Image	General Image Module	ALWAYS
Image	Image Pixel Module	ALWAYS

Image	SOP Common Module	ALWAYS
	Extended Dicom and Private attributes	ALWAYS

Table 258: Patient Module

Attribute Name	Tag	VR	Value	Presence of Value	Source	Comment
Patient's Name	0010,0010	PN		VNAP	COPY	-
Patient ID	0010,0020	LO		VNAP	COPY	-
Patient's Birth Date	0010,0030	DA		VNAP	COPY	-
Patient's Birth Time	0010,0032	TM		ANAP	COPY	-
Patient's Sex	0010,0040	CS	F, M, O	VNAP	COPY	-
Issuer of Patient ID	0010,0021	LO		ANAP	COPY	If Issuer of Patient ID is not present in the imported object, then "Default Institution" will be put by IntelliSpace Cardiovascular.

Table 259: General Study Module

Attribute Name	Tag	VR	Value	Presence of Value	Source	Comment
Study Date	0008,0020	DA		ALWAYS	COPY	-
Study Time	0008,0030	TM		ALWAYS	COPY	-
Accession Number	0008,0050	SH		ALWAYS	COPY	-
Referring Physician's Name	0008,0090	PN		ANAP	COPY	-
Study Description	0008,1030	LO		ANAP	COPY	-
Name of Physician(s) Reading Study	0008,1060	PN		ANAP	COPY	-
Study Instance UID	0020,000D	UI		ALWAYS	COPY	-
Study ID	0020,0010	SH		VNAP	COPY	-

Table 260: Patient Study Module

Attribute Name	Tag	VR	Value	Presence of Value	Source	Comment
Admitting Diagnoses Description	0008,1080	LO		ANAP	COPY	-
Patient's Weight	0010,1030	DS		ANAP	COPY	-

Table 261: General Series Module

Attribute Name	Tag	VR	Value	Presence of Value	Source	Comment
Series Date	0008,0021	DA		ANAP	COPY	-
Series Time	0008,0031	TM		ANAP	COPY	-
Modality	0008,0060	CS		ANAP	COPY	-
Series Description	0008,103E	LO		ANAP	COPY	-
Referenced Performed Procedure Step Sequence	0008,1111	SQ		ANAP	COPY	-
>Referenced SOP Class UID	0008,1150	UI		ALWAYS	AUTO	-
>Referenced SOP Instance UID	0008,1155	UI		ALWAYS	AUTO	-

Instance Creation Date	0008,0012	DA		ANAP	AUTO	-
Instance Creation Time	0008,0013	TM		ANAP	AUTO	-
Instance Creator UID	0008,0014	UI		ANAP	AUTO	-
Body Part Examined	0018,0015	CS		ANAP	COPY	-
Protocol Name	0018,1030	LO		ANAP	COPY	-
Series Instance UID	0020,000E	UI		ALWAYS	AUTO	-
Series Number	0020,0011	IS		VNAP	COPY	-
Performed Procedure Step Start Date	0040,0244	DA		ANAP	COPY	-
Performed Procedure Step Start Time	0040,0245	TM		ANAP	COPY	-
Performed Procedure Step ID	0040,0253	SH		ANAP	COPY	-
Performed Procedure Step Description	0040,0254	LO		ANAP	COPY	-
Request Attributes Sequence	0040,0275	SQ		ANAP	COPY	-
Comments on the Performed Procedure Step	0040,0280	ST		ANAP	COPY	-

Table 262: General Equipment Module

Attribute Name	Tag	VR	Value	Presence of Value	Source	Comment
Manufacturer	0008,0070	LO	Philips Medical Systems	ALWAYS	AUTO	-
Institution Name	0008,0080	LO	Hospital	ANAP	AUTO	-
Manufacturer's Model Name	0008,1090	LO	"ViewForum"	ANAP	AUTO	-
Software Versions	0018,1020	LO	"ViewForum 6.1\PMS5.2 MIMIT EVIIMDictionary"	ANAP	AUTO	-

Table 263: SC Equipment Module

Attribute Name	Tag	VR	Value	Presence of Value	Source	Comment
Modality	0008,0060	CS		ANAP	COPY	-
Conversion Type	0008,0064	CS	WSD	ALWAYS	AUTO	-

Table 264: General Image Module

Attribute Name	Tag	VR	Value	Presence of Value	Source	Comment
Image Type	0008,0008	CS	Value 1: DERIVED, Value 2: SECONDARY	ALWAYS	AUTO	-
Content Date	0008,0023	DA		VNAP	AUTO	-
Content Time	0008,0033	TM		VNAP	AUTO	-
Instance Number	0020,0013	IS		VNAP	AUTO	-
Patient Orientation	0020,0020	CS		VNAP	COPY	-

Table 265: Image Pixel Module

Attribute Name	Tag	VR	Value	Presence of Value	Source	Comment
Samples per Pixel	0028,0002	US	0x0001=1, 1	ALWAYS	AUTO	-
Photometric Interpretation	0028,0004	CS	MONOCHROME2	ALWAYS	AUTO	-

Planar Configuration	0028,0006	US		ALWAYS	AUTO	-
Rows	0028,0010	US		ALWAYS	AUTO	-
Columns	0028,0011	US		ALWAYS	AUTO	-
Bits Allocated	0028,0100	US	8	ALWAYS	AUTO	-
Bits Stored	0028,0101	US	8	ALWAYS	AUTO	-
High Bit	0028,0102	US	7	ALWAYS	AUTO	-
Pixel Representation	0028,0103	US	0	ALWAYS	AUTO	-
Pixel Data	7FE0,0010	O W/ OB		ALWAYS	AUTO	-

Table 266: SOP Common Module

Attribute Name	Tag	VR	Value	Presence of Value	Source	Comment
Specific Character Set	0008,0005	CS		ANAP	COPY	Required if expanded/replacement character set used
SOP Class UID	0008,0016	UI	1.2.840.10008.5.1.4.1.1.7	ALWAYS	AUTO	-
SOP Instance UID	0008,0018	UI		ALWAYS	AUTO	-
Instance Number	0020,0013	IS		ANAP	AUTO	-

9.1.2. Usage of Attributes from Received IOD

The following table lists the functionality supported by this application.

Table 267: Functionalities

Functionality	Type1	Optional	Private
Cath Viewer	X		

9.1.2.1. Usage of the Functionality Cath Viewer

Next table shows the SOP classes supported by the Cath. Viewer.

Table 268: Supported SOP Classes for functionality Cath Viewer

SOP Class name	SOP Class UID
Computed Radiography Image Storage SOP Class	1.2.840.10008.5.1.4.1.1.1
CT Image Storage SOP Class	1.2.840.10008.5.1.4.1.1.2
Digital X-Ray Image Storage - For Pres. SOP	1.2.840.10008.5.1.4.1.1.1.1
Digital X-Ray Image Storage - For Proc. SOP	1.2.840.10008.5.1.4.1.1.1.1.1
MR Image Storage SOP Class	1.2.840.10008.5.1.4.1.1.4
Nuclear Medicine Image Storage SOP Class	1.2.840.10008.5.1.4.1.1.20
Secondary Capture Image Storage SOP Class	1.2.840.10008.5.1.4.1.1.7
Ultrasound Image Storage SOP Class	1.2.840.10008.5.1.4.1.1.6.1
Ultrasound Multi-frame Image Storage SOP Class	1.2.840.10008.5.1.4.1.1.3.1
X-Ray Angiographic Bi-Plane Image Storage SOP Class (Retired)	1.2.840.10008.5.1.4.1.1.12.3
X-Ray Angiographic Image Storage SOP Class	1.2.840.10008.5.1.4.1.1.12.1
X-Ray Radiofluoroscopic Image Storage SOP Class	1.2.840.10008.5.1.4.1.1.12.2

9.1.3. Attribute Mapping

Not applicable.

9.1.4. Coerced/Modified fields

Not applicable.

9.2. Data Dictionary of Private Attributes

Not applicable.

9.3. Coded Terminology and Templates

Not applicable.

9.3.1. Context Groups

Not applicable.

9.3.2. Template Specifications

Not applicable.

9.3.3. Private code definitions

Not applicable.

9.4. Grayscale Image consistency

Not applicable.

9.5. Standard Extended/Specialized/Private SOPs

9.5.1. Secondary Capture Image Storage SOP Class

Table 269: Extended DICOM and private attributes for Secondary Storage SOP Class Instances

Attribute Name	Tag	VR	Value	Presence of Value	Source	Comment
Pregnancy Status	(0010,21C0)	US	ISO_IR 100	ANAP	COPY	Required if expanded/replacement character set used
Study Comments	0032,4000	LT	1.2.840.10008.5.1.4.1.1.7	ALWAYS	AUTO	-
Special Needs	0038,0050	LO		ALWAYS	AUTO	-
Patient State	0038,0500	LO		ANAP	AUTO	
Performed Station AE Title	0040,0241	AE		ANAP	AUTO	
Performed Station Name	0040,0242	SH		ANAP	AUTO	
Performed Location	0040,0243	SH		ANAP	AUTO	
Performed Procedure Step End Date	0040,0250	DA		ANAP	AUTO	
Performed Procedure Step End Time	0040,0251	TM		ANAP	AUTO	
Performed Procedure Step Status	0040,0252	CS		ANAP	AUTO	

Performed Procedure Type	0	LO		ANAP	AUTO	
Description	040,0255					
Film Consumption Sequence	0040,0321	SQ		ANAP	AUTO	

9.6. Private Transfer Syntaxes

Not applicable.

10. Annexes of application "Nuclear Medicine Viewer"

10.1. IOD Contents

10.1.1. Created SOP Instance

This section specifies each IOD created by this application.

Note:

The SOP classes created by Nuclear Medicine Viewer for IntelliSpace Cardiovascular are encoded with transfer syntax DICOM Explicit VR Little Endian (1.2.840.10008.1.2.1) only. Transfer syntax DICOM RLE Lossless (1.2.840.10008.1.2.5) is offered for creation but non-functional in this build.

This section specifies each IOD created (including private IOD's). It should specify the attribute name, tag, VR, and value. The value should specify the range and source (e.g. user input, Modality Worklist, automatically generated, etc.). For content items in templates, the range and source of the concept name and concept values should be specified. Whether the value is always present or not shall be specified.

Abbreviations used in the IOD tables for the column "Presence of Module" are:

ALWAYS The module is always present
CONDITIONAL The module is used under specified condition

Abbreviations used in the Module table for the column "Presence of Value" are:

ALWAYS The attribute is always present with a value
EMPTY The attribute is always present without any value (attribute sent zero length)
VNAP The attribute is always present and its Value is Not Always Present
 (attribute sent zero length if no value is present)
ANAP The attribute is present under specified condition – if present then it will always have a value

The abbreviations used in the Module table for the column "Source" are:

AUTO The attribute value is generated automatically
CONFIG The attribute value source is a configurable parameter
COPY The attribute value source is another SOP instance
FIXED The attribute value is hard-coded in the application
IMPLICIT The attribute value source is a user-implicit setting
MPPS The attribute value is the same as that use for Modality Performed Procedure Step
MWL The attribute value source is a Modality Worklist
USER The attribute value source is explicit user input

10.1.1.1. List of created SOP Classes

Table 270: List of created SOP Classes

SOP Class Name	SOP Class UID
Secondary Capture Image Storage SOP Class	1.2.840.10008.5.1.4.1.1.7

10.1.1.2. Secondary Capture Image Storage SOP Class

Table 271: IOD of Created Secondary Capture Image Storage SOP Class Instances

Information Entity	Module	Presence Of Module
Patient	Patient Module	ALWAYS
Study	General Study Module	ALWAYS

Study	Patient Study Module	CONDITIONAL
Series	General Series Module	ALWAYS
Equipment	General Equipment Module	ALWAYS
Equipment	SC Equipment Module	ALWAYS
Image	General Image Module	ALWAYS
Image	Image Pixel Module	ALWAYS
Image	SC Image Module	ALWAYS
Image	SOP Common Module	ALWAYS
	Extended Dicom and Private attributes	

Table 272: Patient Module

Attribute Name	Tag	VR	Value	Presence of Value	Source	Comment
Patient's Name	0010,0010	PN		VNAP	COPY	-
Patient ID	0010,0020	LO		VNAP	COPY	-
Issuer of Patient ID	0010,0021	LO		ANAP	COPY	-
Patient's Birth Date	0010,0030	DA		VNAP	COPY	-
Patient's Sex	0010,0040	CS	F, M, O	VNAP	COPY	-

Table 273: General Study Module

Attribute Name	Tag	VR	Value	Presence of Value	Source	Comment
Study Date	0008,0020	DA		VNAP	COPY	-
Study Time	0008,0030	TM		VNAP	COPY	-
Accession Number	0008,0050	SH		VNAP	AUTO	-
Referring Physician's Name	0008,0090	PN		VNAP	COPY	-
Study Description	0008,1030	LO		ANAP	COPY	-
Study Instance UID	0020,000D	UI		ALWAYS	COPY	-
Study ID	0020,0010	SH		VNAP	AUTO	-

Table 274: Patient Study Module

Attribute Name	Tag	VR	Value	Presence of Value	Source	Comment
Admitting Diagnoses Description	0008,1080	LO		ANAP	COPY	-

Table 275: General Series Module

Attribute Name	Tag	VR	Value	Presence of Value	Source	Comment
Series Date	0008,0021	DA		ANAP	AUTO	-
Series Time	0008,0031	TM		ANAP	AUTO	-
Modality	0008,0060	CS		ALWAYS	AUTO	-
Series Description	0008,103E	LO		ANAP	AUTO	-
Series Instance UID	0020,000E	UI		ALWAYS	AUTO	-
Series Number	0020,0011	IS		VNAP	AUTO	-

Table 276: General Equipment Module

Attribute Name	Tag	VR	Value	Presence of Value	Source	Comment
Manufacturer	0008,0070	LO	PHILIPS Nuclear Medicine	VNAP	COPY, AUTO	-
Institution Name	0008,0080	LO		ANAP	COPY, AUTO	-
Station Name	0008,1010	SH		ANAP	COPY, AUTO	-
Software Version(s)	0018,1020	LO	Value 1: AIM_DICOM_200	ANAP	AUTO, COPY	-

Table 277: SC Equipment Module

Attribute Name	Tag	VR	Value	Presence of Value	Source	Comment
Modality	0008,0060	CS	NM	ANAP	AUTO	-
Conversion Type	0008,0064	CS	WSD	ALWAYS	AUTO	-
Secondary Capture Device Manufacturer	0018,1016	LO		ANAP	AUTO	-
Secondary Capture Device Manufacturer's Model Name	0018,1018	LO	AutoQUANT	ANAP	AUTO	-
Secondary Capture Device Software Version(s)	0018,1019	LO		ANAP	AUTO	-
Digital Image Format Acquired	0018,1023	LO	Screen capture	ANAP	AUTO	-

Table 278: General Image Module

Attribute Name	Tag	VR	Value	Presence of Value	Source	Comment
Image Type	0008,0008	CS	Value 1: DERIVED, SECONDARY	ANAP	AUTO	-
Acquisition Date	0008,0022	DA		ANAP	AUTO	-
Content Date	0008,0023	DA		VNAP	AUTO	-
Acquisition Time	0008,0032	TM		ANAP	AUTO	-
Content Time	0008,0033	TM		VNAP	AUTO	-
Derivation Description	0008,2111	ST		ANAP	AUTO	-
Acquisition Number	0020,0012	IS		ANAP	COPY	-
Instance Number	0020,0013	IS		VNAP	AUTO	-
Patient Orientation	0020,0020	CS		VNAP	AUTO	-

Table 279: Image Pixel Module

Attribute Name	Tag	VR	Value	Presence of Value	Source	Comment
Samples per Pixel	0028,0002	US	3	ALWAYS	AUTO	-
Photometric Interpretation	0028,0004	CS	RGB	ALWAYS	AUTO	-
Planar Configuration	0028,0006	US	0x0000	ALWAYS	AUTO	-
Rows	0028,0010	US		ALWAYS	AUTO	-
Columns	0028,0011	US		ALWAYS	AUTO	-
Bits Allocated	0028,0100	US	8	ALWAYS	AUTO	-
Bits Stored	0028,0101	US	8	ALWAYS	AUTO	-

High Bit	0028,0102	US	7	ALWAYS	AUTO	-
Pixel Representation	0028,0103	US	0x0000	ALWAYS	AUTO	-
Pixel Data	7FE0,0010	O W/ OB		ALWAYS	AUTO	-

Table 280: SC Image Module

Attribute Name	Tag	VR	Value	Presence of Value	Source	Comment
Date of Secondary Capture	0018,1012	DA		ANAP	AUTO	-
Time of Secondary Capture	0018,1014	TM		ANAP	AUTO	-

Table 281: SOP Common Module

Attribute Name	Tag	VR	Value	Presence of Value	Source	Comment
Specific Character Set	0008,0005	CS		ALWAYS	COPY	Required if expanded/replacement character set used
Instance Creation Date	0008,0012	DA		ANAP	AUTO	-
Instance Creation Time	0008,0013	TM		ANAP	AUTO	-
SOP Class UID	0008,0016	UI	1.2.840.10008.5.1.4.1.1.7	ALWAYS	AUTO	-
SOP Instance UID	0008,0018	UI		ALWAYS	AUTO	-
Instance Number	0020,0013	IS		ANAP	AUTO	-

10.1.2. Usage of Attributes from Received IOD

The following table lists the functionality supported by this application.

Table 282: Functionalities

Functionality	Type1	Optional	Private
AutoQuant	X		X

10.1.2.1. Usage of the Functionality AutoQuant

The following table lists the supported SOP Classes which can be used by this application.

Table 283: Supported SOP Classes for functionality AutoQuant

SOP Class name	SOP Class UID
Nuclear Medicine Image Storage SOP Class	1.2.840.10008.5.1.4.1.1.20
Secondary Capture Image Storage SOP Class	1.2.840.10008.5.1.4.1.1.7

10.1.3. Attribute Mapping

Not applicable.

10.1.4. Coerced/Modified fields

Not applicable.

10.2. Data Dictionary of Private Attributes

Not applicable.

10.3. Coded Terminology and Templates

Not applicable.

10.3.1. Context Groups

Not applicable.

10.3.2. Template Specifications

Not applicable.

10.3.3. Private code definitions

Not applicable.

10.4. Grayscale Image consistency

Not applicable.

10.5. Standard Extended/Specialized/Private SOPs

Not applicable.

Table 284: List of created SOP Classes

SOP Class Name	SOP Class UID
Secondary Capture Image Storage SOP Class	1.2.840.10008.5.1.4.1.1.7

10.5.1. Standard Extended/Specialized/Private SOP Instance

10.5.1.1. Secondary Capture Image Storage SOP Class

Table 285: Extended DICOM and private attributes for Secondary Capture Image Storage SOP Class Instances

Attribute Name	Tag	VR	Value	Presence of Value	Source	Comment
Referenced Series Sequence	0008,1115	SQ		ALWAYS	AUTO	-
>Referenced Instance Sequence	0008,114A	SQ		ALWAYS	AUTO	-
>>Referenced SOP Class UID	0008,1150	UI		VNAP	AUTO	-
>>Referenced SOP Instance UID	0008,1155	UI		ALWAYS	AUTO	-
>Series Instance UID	0020,000E	UI		ALWAYS	AUTO	-

10.6. Private Transfer Syntaxes

Not applicable.

11. Annexes of application "Ultrasound Analysis Package (QLAB)"

11.1. IOD Contents

11.1.1. Created SOP Instance

This section specifies each IOD created by this application.

Note that the Creation of Philips Private SONOS 7500 Live 3D Cartesian Storage (1.2.840.113543.6.6.1.3.1002) data requires a separate license.

This section specifies each IOD created (including private IOD's). It should specify the attribute name, tag, VR, and value. The value should specify the range and source (e.g. user input, Modality Worklist, automatically generated, etc.). For content items in templates, the range and source of the concept name and concept values should be specified. Whether the value is always present or not shall be specified.

Abbreviations used in the IOD tables for the column "Presence of Module" are:

ALWAYS The module is always present
CONDITIONAL The module is used under specified condition

Abbreviations used in the Module table for the column "Presence of Value" are:

ALWAYS The attribute is always present with a value
EMPTY The attribute is always present without any value (attribute sent zero length)
VNAP The attribute is always present and its Value is Not Always Present
 (attribute sent zero length if no value is present)
ANAP The attribute is present under specified condition – if present then it will always have a value

The abbreviations used in the Module table for the column "Source" are:

AUTO The attribute value is generated automatically
CONFIG The attribute value source is a configurable parameter
COPY The attribute value source is another SOP instance
FIXED The attribute value is hard-coded in the application
IMPLICIT The attribute value source is a user-implicit setting
MPPS The attribute value is the same as that use for Modality Performed Procedure Step
MWL The attribute value source is a Modality Worklist
USER The attribute value source is explicit user input

11.1.1.1. List of created SOP Classes

Table 286: List of created SOP Classes

SOP Class Name	SOP Class UID
Comprehensive SR SOP Class	1.2.840.10008.5.1.4.1.1.88.33
Ultrasound Image Storage SOP Class	1.2.840.10008.5.1.4.1.1.6.1
Ultrasound Multi-frame Image Storage SOP Class	1.2.840.10008.5.1.4.1.1.3.1
Philips Private SONOS 7500 Live 3D Cartesian Storage	1.2.840.113543.6.6.1.3.1002

11.1.1.2. Comprehensive SR SOP Class

Table 287: IOD of Created Comprehensive SR SOP Class Instances

Information Entity	Module	Presence Of Module
Patient	Patient Module	ALWAYS

Study	General Study Module	ALWAYS
Series	SR Document Series Module	ALWAYS
Equipment	General Equipment Module	ALWAYS
Document	SR Document General Module	ALWAYS
	SR Document Content Module	ALWAYS
Document	SOP Common Module	ALWAYS
	Extended Dicom and Private attributes	ALWAYS

Table 288: Patient Module

Attribute Name	Tag	VR	Value	Presence of Value	Source	Comment
Patient's Name	0010,0010	PN		VNAP	COPY	-
Patient ID	0010,0020	LO		VNAP	COPY	-
Patient's Birth Date	0010,0030	DA		VNAP	COPY	-
Patient's Sex	0010,0040	CS	F, M, O	VNAP	COPY	-

Table 289: General Study Module

Attribute Name	Tag	VR	Value	Presence of Value	Source	Comment
Study Date	0008,0020	DA		ALWAYS	COPY	-
Study Time	0008,0030	TM		ALWAYS	COPY	-
Accession Number	0008,0050	SH		VNAP	COPY	-
Referring Physician's Name	0008,0090	PN		VNAP	COPY	-
Study Instance UID	0020,000D	UI		ALWAYS	COPY	-
Study ID	0020,0010	SH		EMPTY	AUTO	-

Table 290: SR Document Series Module

Attribute Name	Tag	VR	Value	Presence of Value	Source	Comment
Modality	0008,0060	CS	SR	ALWAYS	AUTO	-
Referenced Performed Procedure Step Sequence	0008,1111	SQ		EMPTY	AUTO	EMPTY
Series Instance UID	0020,000E	UI		ALWAYS	AUTO	-
Series Number	0020,0011	IS		ALWAYS	AUTO	-

Table 291: General Equipment Module

Attribute Name	Tag	VR	Value	Presence of Value	Source	Comment
Manufacturer	0008,0070	LO	Philips Medical System	ALWAYS	COPY	-
Manufacturer's Model Name	0008,1090	LO	QLAB	ALWAYS	AUTO	-
Software Version(s)	0018,1020	LO		ALWAYS	AUTO	-

Table 292: SR Document General Module

Attribute Name	Tag	VR	Value	Presence of Value	Source	Comment
Content Date	0008,0023	DA		ALWAYS	AUTO	-
Content Time	0008,0033	TM		ALWAYS	AUTO	-
Instance Number	0020,0013	IS		ALWAYS	COPY	-

Performed Procedure Code Sequence	0040,A372	SQ		EMPTY	AUTO	-
Completion Flag	0040,A491	CS	PARTIAL	ALWAYS	AUTO	-
Verification Flag	0040,A493	CS	UNVERIFIED	ALWAYS	AUTO	-

Table 293: SR Document Content Module

Attribute Name	Tag	VR	Value	Presence of Value	Source	Comment
Value Type	0040,A040	CS	CONTAINER	ALWAYS	AUTO	-
Concept Name Code Sequence	0040,A043	SQ		ALWAYS	AUTO	-
>Code Value	0008,0100	SH		ALWAYS	AUTO	-
>Coding Scheme Designator	0008,0102	SH		ALWAYS	AUTO	-
>Code Meaning	0008,0104	LO		ALWAYS	AUTO	-
Concept Code Sequence	0040,A168	SQ		ALWAYS	AUTO	-
>Code Value	0008,0100	SH		ALWAYS	AUTO	-
>Coding Scheme Designator	0008,0102	SH		ALWAYS	AUTO	-
>Code Meaning	0008,0104	LO		ALWAYS	AUTO	-
Continuity Of Content	0040,A050	CS		ALWAYS	AUTO	-
Content Template Sequence	0040,A504	SQ		ANAP	AUTO	-
>Mapping Resource	0008,0105	CS		ALWAYS	AUTO	
>Template Identifier	0040,DB00	CS		ALWAYS	AUTO	-
Content Sequence	0040,A730	SQ		ANAP	AUTO	-
>Relationship Type	0040,A010	CS	CONTAINS	ALWAYS	AUTO	-
>Value Type	0040,A040	CS		ALWAYS	AUTO	-
>Concept Name Code Sequence	0040,A043	SQ		ALWAYS	AUTO	-
>Continuity Of Content	0040,A050	CS	SEPARATE	ALWAYS	AUTO	-

Table 294: SOP Common Module

Attribute Name	Tag	VR	Value	Presence of Value	Source	Comment
Specific Character Set	0008,0005	CS		ANAP	AUTO	Required if expanded/replacement character set used
SOP Class UID	0008,0016	UI	1.2.840.10008.5.1.4.1.1.8 8.33	ALWAYS	AUTO	-
SOP Instance UID	0008,0018	UI		ALWAYS	AUTO	-

11.1.1.3. Ultrasound Image Storage SOP Class

Table 295: IOD of Created Ultrasound Image Storage SOP Class Instances

Information Entity	Module	Presence Of Module
Patient	Patient Module	ALWAYS
Study	General Study Module	ALWAYS
Series	General Series Module	ALWAYS
Equipment	General Equipment Module	ALWAYS
Image	General Image Module	ALWAYS
Image	Image Pixel Module	ALWAYS
Image	US Image Module	ALWAYS

Image	SOP Common Module	ALWAYS
	Extended Dicom and Private attributes	ALWAYS

Table 296: Patient Module

Attribute Name	Tag	VR	Value	Presence of Value	Source	Comment
Patient's Name	0010,0010	PN		VNAP	COPY	-
Patient ID	0010,0020	LO		VNAP	COPY	-
Patient's Birth Date	0010,0030	DA		VNAP	COPY	-
Patient's Sex	0010,0040	CS	F, M, O	VNAP	COPY	-
Other Patient IDs	0010,1000	LO		ANAP	COPY	-
Patient Comments	0010,4000	LT		ANAP	COPY	-

Table 297: General Study Module

Attribute Name	Tag	VR	Value	Presence of Value	Source	Comment
Study Date	0008,0020	DA		ALWAYS	COPY	-
Study Time	0008,0030	TM		ALWAYS	COPY	-
Accession Number	0008,0050	SH		VNAP	COPY	-
Referring Physician's Name	0008,0090	PN		VNAP	COPY	-
Study Description	0008,1030	LO		ANAP	COPY	-
Study Instance UID	0020,000D	UI		ALWAYS	COPY	-
Study ID	0020,0010	SH		VNAP	AUTO	-

Table 298: General Series Module

Attribute Name	Tag	VR	Value	Presence of Value	Source	Comment
Series Date	0008,0021	DA		ANAP	AUTO	-
Series Time	0008,0031	TM		ANAP	AUTO	-
Modality	0008,0060	CS	US	ALWAYS	COPY	-
Series Description	0008,103E	LO		ANAP	AUTO	-
Series Instance UID	0020,000E	UI		ALWAYS	AUTO	-
Series Number	0020,0011	IS		VNAP	AUTO	-
Performed Procedure Step Start Date	0040,0244	DA		ANAP	AUTO	-
Performed Procedure Step Start Time	0040,0245	TM		ANAP	AUTO	-
Performed Procedure Step ID	0040,0253	SH		ANAP	AUTO	-
Performed Procedure Step Description	0040,0254	LO		ANAP	AUTO	-

Table 299: General Equipment Module

Attribute Name	Tag	VR	Value	Presence of Value	Source	Comment
Manufacturer	0008,0070	LO	Philips Medical Systems	ALWAYS	AUTO	-
Manufacturer's Model Name	0008,1090	LO	QLAB	ALWAYS	AUTO	-

Table 300: General Image Module

Attribute Name	Tag	VR	Value	Presence of Value	Source	Comment
Image Type	0008,0008	CS		ANAP	AUTO	-
Content Date	0008,0023	DA		VNAP	AUTO	-
Content Time	0008,0033	TM		VNAP	AUTO	-
Derivation Description	0008,2111	ST		ANAP	AUTO	-
Instance Number	0020,0013	IS		VNAP	AUTO	-

Table 301: Image Pixel Module

Attribute Name	Tag	VR	Value	Presence of Value	Source	Comment
Samples per Pixel	0028,0002	US		ALWAYS	AUTO	-
Photometric Interpretation	0028,0004	CS		ALWAYS	AUTO	-
Planar Configuration	0028,0006	US		ALWAYS	AUTO	-
Rows	0028,0010	US		ALWAYS	AUTO	-
Columns	0028,0011	US		ALWAYS	AUTO	-
Bits Allocated	0028,0100	US		ALWAYS	AUTO	-
Bits Stored	0028,0101	US		ALWAYS	AUTO	-
High Bit	0028,0102	US		ALWAYS	AUTO	-
Pixel Representation	0028,0103	US		ALWAYS	AUTO	-
Pixel Data	7FE0,0010	OW/OB		ALWAYS	AUTO	-

Table 302: US Image Module

Attribute Name	Tag	VR	Value	Presence of Value	Source	Comment
Image Type	0008,0008	CS	Value 1: DERIVED, Value 2: SECONDARY	ALWAYS	AUTO	-
Stage Name	0008,2120	SH		ANAP	AUTO	-
Stage Number	0008,2122	IS		ANAP	AUTO	-
Samples per Pixel	0028,0002	US	3	ALWAYS	AUTO	-
Photometric Interpretation	0028,0004	CS	YBR_FULL_422	ALWAYS	AUTO	-
Planar Configuration	0028,0006	US	0x0000	ALWAYS	AUTO	-
Bits Allocated	0028,0100	US	8	ALWAYS	AUTO	-
Bits Stored	0028,0101	US	8	ALWAYS	AUTO	-
High Bit	0028,0102	US	7	ALWAYS	AUTO	-
Pixel Representation	0028,0103	US	0	ALWAYS	AUTO	-
Lossy Image Compression	0028,2110	CS	01	ANAP	AUTO	Required if Lossy Compression has been performed on the image.

Table 303: SOP Common Module

Attribute Name	Tag	VR	Value	Presence of Value	Source	Comment
SOP Class UID	0008,0016	UI	1.2.840.10008.5.1.4.1.1.6 .1	ALWAYS	AUTO	-

SOP Instance UID	0008,0018	UI		ALWAYS	AUTO	-
Instance Number	0020,0013	IS		ANAP	AUTO	-

11.1.1.4. Ultrasound Multi-frame Image Storage SOP Class

Table 304: IOD of Created Ultrasound Multi-frame Image Storage SOP Class Instances

Information Entity	Module	Presence Of Module
Patient	Patient Module	ALWAYS
Study	General Study Module	ALWAYS
	Patient Study Module	USER OPTION
Series	General Series Module	ALWAYS
Equipment	General Equipment Module	ALWAYS
Image	General Image Module	ALWAYS
Image	Image Pixel Module	ALWAYS
Image	Cine Module	ALWAYS
Image	Multi-Frame Module	ALWAYS
Image	US Region Calibration Module	ALWAYS
Image	US Image Module	ALWAYS
Image	SOP Common Module	ALWAYS
	Extended Dicom and Private attributes	CONDITIONAL

Table 305: Patient Module

Attribute Name	Tag	VR	Value	Presence of Value	Source	Comment
Patient's Name	0010,0010	PN		VNAP	AUTO	-
Patient ID	0010,0020	LO		VNAP	AUTO	-
Patient's Birth Date	0010,0030	DA		VNAP	AUTO	-
Patient's Sex	0010,0040	CS	F, M, O	VNAP	AUTO	-
Other Patient IDs	0010,1000	LO		ANAP	AUTO	-
Patient Comments	0010,4000	LT		ANAP	AUTO	-

Table 306: General Study Module

Attribute Name	Tag	VR	Value	Presence of Value	Source	Comment
Study Date	0008,0020	DA		VNAP	AUTO	-
Study Time	0008,0030	TM		VNAP	AUTO	-
Accession Number	0008,0050	SH		VNAP	AUTO	-
Referring Physician's Name	0008,0090	PN		VNAP	AUTO	-
Study Description	0008,1030	LO		ANAP	AUTO	-
Study Instance UID	0020,000D	UI		ALWAYS	AUTO	-
Study ID	0020,0010	SH		VNAP	AUTO	-

Table 307: General Series Module

Attribute Name	Tag	VR	Value	Presence of Value	Source	Comment
Series Date	0008,0021	DA		ANAP	AUTO	-
Series Time	0008,0031	TM		ANAP	AUTO	-
Modality	0008,0060	CS	US	ALWAYS	AUTO	-
Operator's Name	0008,1070	PN		ANAP	AUTO	-
Referenced Performed Procedure Step Sequence	0008,1111	SQ		ANAP	AUTO	-
>Referenced SOP Class UID	0008,1150	UI		ALWAYS	AUTO	-
>Referenced SOP Instance UID	0008,1155	UI		ALWAYS	AUTO	-
Protocol Name	0018,1030	LO		ANAP	AUTO	-
Series Instance UID	0020,000E	UI		ALWAYS	AUTO	-
Series Number	0020,0011	IS		ALWAYS	AUTO	-
Performed Procedure Step Start Date	0040,0244	DA		ANAP	AUTO	-
Performed Procedure Step Start Time	0040,0245	TM		ANAP	AUTO	-
Performed Procedure Step ID	0040,0253	SH		ANAP	AUTO	-
Performed Procedure Step Description	0040,0254	LO		ANAP	AUTO	-
Comments on the Performed Procedure Step	0040,0280	ST		ANAP	AUTO	-

Table 308: General Equipment Module

Attribute Name	Tag	VR	Value	Presence of Value	Source	Comment
Manufacturer	0008,0070	LO	Philips Medical Systems	ALWAYS	AUTO	-
Institution Name	0008,0080	LO		ANAP	AUTO	-
Station Name	0008,1010	SH		ANAP	AUTO	-
Manufacturer's Model Name	0008,1090	LO	QLAB	ANAP	AUTO	-
Device Serial Number	0018,1000	LO		ANAP	AUTO	-
Software Version(s)	0018,1020	LO		ANAP	AUTO	-

Table 309: General Image Module

Attribute Name	Tag	VR	Value	Presence of Value	Source	Comment
Image Type	0008,0008	CS		ANAP	AUTO	-
Content Date	0008,0023	DA		VNAP	AUTO	-
Acquisition DateTime	0008,002A	DT		ANAP	AUTO	-
Content Time	0008,0033	TM		VNAP	AUTO	-
Derivation Description	0008,2111	ST	QLAB Clip	ANAP	AUTO	-
Instance Number	0020,0013	IS		VNAP	AUTO	-
Burned In Annotation	0028,0301	CS	NO	ALWAYS	AUTO	-

Lossy Image Compression	0028,2110	CS		ANAP	AUTO	-
Lossy Image Compression Ratio	0028,2112	DS		ANAP	AUTO	-
Lossy Image Compression Method	0028,2114	CS		ANAP	AUTO	-
Presentation LUT Shape	2050,0020	CS		ANAP	AUTO	-

Table 310: Image Pixel Module

Attribute Name	Tag	VR	Value	Presence of Value	Source	Comment
Samples per Pixel	0028,0002	US		ALWAYS	AUTO	-
Photometric Interpretation	0028,0004	CS		ALWAYS	AUTO	-
Planar Configuration	0028,0006	US		ALWAYS	AUTO	-
Rows	0028,0010	US		ALWAYS	AUTO	-
Columns	0028,0011	US		ALWAYS	AUTO	-
Bits Allocated	0028,0100	US	8	ALWAYS	AUTO	-
Bits Stored	0028,0101	US	8	ALWAYS	AUTO	-
High Bit	0028,0102	US	7	ALWAYS	AUTO	-
Pixel Representation	0028,0103	US		ALWAYS	AUTO	-
Pixel Data	7FE0,0010	O W/ OB		ALWAYS	AUTO	-

Table 311: Cine Module

Attribute Name	Tag	VR	Value	Presence of Value	Source	Comment
Frame Time	0018,1063	DS		ALWAYS	AUTO	-

Table 312: Multi-Frame Module

Attribute Name	Tag	VR	Value	Presence of Value	Source	Comment
Number of Frames	0028,0008	IS		ALWAYS	AUTO	-
Frame Increment Pointer	0028,0009	AT	Value 1: 00181065	ALWAYS	AUTO	-

Table 313: US Region Calibration Module

Attribute Name	Tag	VR	Value	Presence of Value	Source	Comment
Sequence of Ultrasound Regions	0018,6011	SQ		ALWAYS	AUTO	-
> Region Spatial Format	0018,6012	US		ALWAYS	AUTO	-
> Region Data Type	0018,6014	US		ALWAYS	AUTO	-
>Region Flags	0018,6016	UL		ALWAYS	AUTO	-
> Region Location Min x0	0018,6018	UL		ALWAYS	AUTO	-
> Region Location Min y0	0018,601A	UL		ALWAYS	AUTO	-
> Region Location Max x1	0018,601C	UL		ALWAYS	AUTO	-
> Region Location Max y1	0018,601E	UL		ALWAYS	AUTO	-
> Physical Units X Direction	0018,6024	UL		ALWAYS	AUTO	-
>Physical Units Y Direction	0018,6026	UL		ALWAYS	AUTO	-
>Physical Delta X	0018,602C	UL		ALWAYS	AUTO	-
>Physical Delta Y	0018,602E	UL		ALWAYS	AUTO	-

Table 314: US Image Module

Attribute Name	Tag	VR	Value	Presence of Value	Source	Comment
Image Type	0008,0008	CS	Value 1: DERIVED, Value 2: SECONDARY	VNAP	AUTO	-
Acquisition DateTime	0008,002A	DT		ALWAYS	AUTO	-
Stage Name	0008,2120	SH		ANAP	AUTO	-
Stage Number	0008,2122	IS		ANAP	AUTO	-
Number of Stages	0008,2124	IS		VNAP	AUTO	-
View Name	0008,2127	SH		ANAP	AUTO	-
View Number	0008,2128	IS		ANAP	AUTO	-
Number of Event Timers	0008,2129	IS		ANAP	AUTO	-
Number of Views in Stage	0008,212A	IS		VNAP	AUTO	-
Event Elapsed Time(s)	0008,2130	DS		ANAP	AUTO	-
Event Timer Name(s)	0008,2132	LO		ANAP	AUTO	-
Heart Rate	0018,1088	IS		ANAP	AUTO	-
Transducer Data	0018,5010	LO		ANAP	AUTO	-
Processing Function	0018,5020	LO		ANAP	AUTO	-
Samples Per Pixel	0028,0002	US		ALWAYS	AUTO	-
Photometric Interpretation	0028,0004	CS		ALWAYS	AUTO	-
Planar Configuration	0028,0006	US		ALWAYS	AUTO	-
Frame Increment Pointer	0028,0009	AT	0x00181065	ALWAYS	AUTO	-
Ultrasound Color Data Present	0028,0014	US		ANAP	AUTO	-
Bits Allocated	0028,0100	US	8	ALWAYS	AUTO	-
Bits Stored	0028,0101	US	8	ALWAYS	AUTO	-
High Bit	0028,0102	US	7	ALWAYS	AUTO	-
Pixel Representation	0028,0103	US	0x0000	ALWAYS	AUTO	-
Lossy Image Compression	0028,2110	CS	01	ALWAYS	AUTO	-
Stage Code Sequence	0040,000A	SQ		ANAP	AUTO	-
>Code Value	0008,0100	SH		ALWAYS	AUTO	-
>Coding Scheme Designator	0008,0102	SH		ALWAYS	AUTO	-
>Code Meaning	0008,0104	LO		ALWAYS	AUTO	-
View Code Sequence	0054,0220	SQ		ANAP	AUTO	-
>Code Value	0008,0100	SH		ALWAYS	AUTO	-
>Coding Scheme Designator	0008,0102	SH		ALWAYS	AUTO	-
>Code Meaning	0008,0104	LO		ALWAYS	AUTO	-

Table 315: SOP Common Module

Attribute Name	Tag	VR	Value	Presence of Value	Source	Comment
Instance Creation Date	0008,0012	DA		ANAP	AUTO	
Instance Creation Time	0008,0013	TM		ANAP	AUTO	-
Instance Number	0020,0013	IS		ANAP	AUTO	
SOP Class UID	0008,0016	UI	1.2.840.10008.5.1.4.1.1.3.1	ALWAYS	AUTO	-

SOP Instance UID	0008,0018	UI		ALWAYS	AUTO	-
------------------	-----------	----	--	--------	------	---

11.1.2. Usage of Attributes from Received IOD

The following table lists the functionality supported by this application.

Table 316: Functionalities

Functionality	Type1	Optional	Private
QLab	X		

11.1.2.1. Usage of the Functionality QLab

The following table lists the supported SOP Classes which can be used by this application.

Table 317: Supported SOP Classes for functionality QLab

SOP Class name	SOP Class UID
Ultrasound Image Storage SOP Class	1.2.840.10008.5.1.4.1.1.6.1
Ultrasound Multi-frame Image Storage SOP Class	1.2.840.10008.5.1.4.1.1.3.1
Philips Private iE33 3D NEO Presentation State Subpage Storage	1.3.46.670589.2.5.1.1
Ultrasound Image Storage (Retired)	1.2.840.10008.5.1.4.1.1.6
Ultrasound Multi-frame Image Storage (Retired)	1.2.840.10008.5.1.4.1.1.3
Philips Private SONOS 7500 Live 3D Frustrum Storage	1.2.840.113543.6.6.1.3.1001
Philips Private SONOS 7500 Live 3D Cartesian Storage	1.2.840.113543.6.6.1.3.1002

11.1.3. Attribute Mapping

Not applicable.

11.1.4. Coerced/Modified fields

Not applicable.

11.2. Data Dictionary of Private Attributes

Not applicable.

11.3. Coded Terminology and Templates

Adult Echocardiography Structured Report is based on the Template ID 5200.

11.3.1. Context Groups

Not applicable.

11.3.2. Template Specifications

Not applicable.

11.3.3. Private code definitions

Not applicable.

11.4. Grayscale Image consistency

Not applicable.

11.5. Standard Extended/Specialized/Private SOPs

Not applicable.

Table 318: List of created SOP Classes

SOP Class Name	SOP Class UID
Comprehensive SR SOP Class	1.2.840.10008.5.1.4.1.1.88.33
Ultrasound Image Storage SOP Class	1.2.840.10008.5.1.4.1.1.6.1
Ultrasound Multi-frame Image Storage SOP Class	1.2.840.10008.5.1.4.1.1.3.1
Philips Private SONOS 7500 Live 3D Cartesian Storage	1.2.840.113543.6.6.1.3.1002

11.5.1. Standard Extended/Specialized/Private SOP Instance

11.5.1.1. Comprehensive SR SOP Class

Table 319: Extended DICOM and private attributes for Comprehensive SR SOP Class Instances

Attribute Name	Tag	VR	Value	Presence of Value	Source	Comment
Series Date	0008,0021	DA		ALWAYS	AUTO	-
Series Time	0008,0031	TM		ALWAYS	AUTO	-
Study Description	0008,1030	LO		ANAP	AUTO	-
Series Description	0008,103E	LO		EMPTY	AUTO	-
Protocol Name	0018,1030	LO		EMPTY	AUTO	-

11.5.1.2. Ultrasound Image Storage SOP Class

Table 320: Extended DICOM and private attributes for Ultrasound Image Storage SOP Class Instances

Attribute Name	Tag	VR	Value	Presence of Value	Source	Comment
Conversion Type	0008,0064	CS	WSD	ANAP	AUTO	-
Performed Station AE Title	0040,0241	AE		ANAP	AUTO	-
Performed Procedure Step End Date	0040,0250	DA		ANAP	AUTO	-
Performed Procedure Step End Time	0040,0251	TM		ANAP	AUTO	-

11.5.1.3. Ultrasound Multi-frame Image Storage SOP Class

Table 321: Extended DICOM and private attributes for Ultrasound Multi-frame Image Storage SOP Class Instances

Attribute Name	Tag	VR	Value	Presence of Value	Source	Comment
Presentation Intent Type	0008,0068	CS	"FOR PRESENTATION"	ANAP	AUTO	-

11.6. Private Transfer Syntaxes

Not applicable.

12. Annexes of application "Ultrasound Viewer"

12.1. IOD Contents

12.1.1. Created SOP Instance

Not Applicable. Ultrasound Viewer does not create SOP Instances.

12.1.2. Usage of Attributes from Received IOD

The following table lists the functionality supported by this application.

Table 322: Functionalities

Functionality	Type1	Optional	Private
Ultrasound Viewer	X	X	

12.1.2.1. Usage of the Functionality Ultrasound Viewer

The following table lists the supported SOP Classes which can be used by this application.

Table 323: Supported SOP Classes for functionality Ultrasound Viewer

SOP Class name	SOP Class UID
Comprehensive SR SOP Class	1.2.840.10008.5.1.4.1.1.88.33
Enhanced SR SOP Class	1.2.840.10008.5.1.4.1.1.88.22
Secondary Capture Image Storage SOP Class*	1.2.840.10008.5.1.4.1.1.7
Ultrasound Image Storage SOP Class	1.2.840.10008.5.1.4.1.1.6.1
Ultrasound Multi-frame Image Storage SOP Class	1.2.840.10008.5.1.4.1.1.3.1
Ultrasound Multi-frame Image Storage (Retired) SOP Class	1.2.840.10008.5.1.4.1.1.3
Ultrasound Image Storage (Retired) SOP Class	1.2.840.10008.5.1.4.1.1.6
Multi-frame True Color Secondary Capture Image Storage SOP Class	1.2.840.10008.5.1.4.1.1.7.4

Note:

- Secondary Capture Image Storage SOP Class (1.2.840.10008.5.1.4.1.1.7) will only be accepted if the attribute "Modality" (0008,0060) contains one of the following values; "US", "IVUS", "SR", "SC", "OT" or "PR".

12.1.3. Attribute Mapping

Not applicable.

12.1.4. Coerced/Modified fields

Not applicable.

12.2. Data Dictionary of Private Attributes

Not applicable.

12.3. Coded Terminology and Templates

Not applicable.

12.3.1. Context Groups

Not applicable.

12.3.2. Template Specifications

Not applicable.

12.3.3. Private code definitions

Not applicable.

12.4. Grayscale Image consistency

Not applicable.

12.5. Standard Extended/Specialized/Private SOPs

Not applicable.

12.6. Private Transfer Syntaxes

Not applicable.

13. Annexes of application "ViewForum"

13.1. IOD Contents

13.1.1. Created SOP Instance

The created DICOM SOP classes will be described in the next sections.

This section specifies each IOD created (including private IOD's). It should specify the attribute name, tag, VR, and value. The value should specify the range and source (e.g. user input, Modality Worklist, automatically generated, etc.). For content items in templates, the range and source of the concept name and concept values should be specified. Whether the value is always present or not shall be specified.

Abbreviations used in the IOD tables for the column "Presence of Module" are:

ALWAYS The module is always present
CONDITIONAL The module is used under specified condition

Abbreviations used in the Module table for the column "Presence of Value" are:

ALWAYS The attribute is always present with a value
EMPTY The attribute is always present without any value (attribute sent zero length)
VNAP The attribute is always present and its Value is Not Always Present
 (attribute sent zero length if no value is present)
ANAP The attribute is present under specified condition – if present then it will always have a value

The abbreviations used in the Module table for the column "Source" are:

AUTO The attribute value is generated automatically
CONFIG The attribute value source is a configurable parameter
COPY The attribute value source is another SOP instance
FIXED The attribute value is hard-coded in the application
IMPLICIT The attribute value source is a user-implicit setting
MPPS The attribute value is the same as that use for Modality Performed Procedure Step
MWL The attribute value source is a Modality Worklist
USER The attribute value source is explicit user input

13.1.1.1. List of created SOP Classes

Table 324: List of created SOP Classes

SOP Class Name	SOP Class UID
Computed Radiography Image Storage SOP Class	1.2.840.10008.5.1.4.1.1.1
CT Image Storage SOP Class	1.2.840.10008.5.1.4.1.1.2
Grayscale Softcopy Presentation State Storage SOP Class	1.2.840.10008.5.1.4.1.1.11.1
Secondary Capture Image Storage SOP Class	1.2.840.10008.5.1.4.1.1.7
X-Ray Angiographic Image Storage SOP Class	1.2.840.10008.5.1.4.1.1.12.1
X-Ray Radiofluoroscopic Image Storage SOP Class	1.2.840.10008.5.1.4.1.1.12.2
MR Image Storage SOP Class	1.2.840.10008.5.1.4.1.1.4
Philips Private ViewForum 3D Volume Object New Storage	1.3.46.670589.5.0.2.1
Philips Private ViewForum 3D Volume New Storage	1.3.46.670589.5.0.1.1

13.1.1.2. Computed Radiography Image Storage SOP Class**Table 325: IOD of Created Computed Radiography Image Storage SOP Class Instances**

Information Entity	Module	Presence Of Module
Patient	Patient Module	ALWAYS
Study	General Study Module	ALWAYS
Study	Patient Study Module	ALWAYS
Series	General Series Module	ALWAYS
Series	CR Series Module	ALWAYS
Equipment	General Equipment Module	ALWAYS
Image	General Image Module	ALWAYS
Image	Image Pixel Module	ALWAYS
Image	CR Image Module	ALWAYS
Image	SOP Common Module	ALWAYS
	Extended Dicom and Private attributes	ALWAYS

Table 326: Patient Module

Attribute Name	Tag	VR	Value	Presence of Value	Source	Comment
Patient's Name	0010,0010	PN		VNAP	COPY	-
Patient ID	0010,0020	LO		VNAP	COPY	-
Issuer of Patient ID	0010,0021	LO		ANAP	COPY	-
Patient's Birth Date	0010,0030	DA		VNAP	COPY	-
Patient's Sex	0010,0040	CS		VNAP	COPY	-

Table 327: General Study Module

Attribute Name	Tag	VR	Value	Presence of Value	Source	Comment
Study Date	0008,0020	DA		ALWAYS	COPY	-
Study Time	0008,0030	TM		ALWAYS	COPY	-
Accession Number	0008,0050	SH		ALWAYS	COPY	-
Referring Physician's Name	0008,0090	PN		VNAP	COPY	-
Study Description	0008,1030	LO		ANAP	COPY	-
Study Instance UID	0020,000D	UI		ALWAYS	COPY	-
Study ID	0020,0010	SH		VNAP	COPY	-

Table 328: Patient Study Module

Attribute Name	Tag	VR	Value	Presence of Value	Source	Comment
Admitting Diagnoses Description	0008,1080	LO		ANAP	COPY	-

Table 329: General Series Module

Attribute Name	Tag	VR	Value	Presence of Value	Source	Comment
Series Date	0008,0021	DA		ALWAYS	AUTO	-
Series Time	0008,0031	TM		ALWAYS	AUTO	-
Modality	0008,0060	CS		ALWAYS	COPY	-
Body Part Examined	0008,0060	CS		ANAP	COPY	-
Series Instance UID	0020,000E	UI		ALWAYS	AUTO	-

Series Number	0020,0011	IS		VNAP	AUTO	-
Laterality	0020,0060	CS		VNAP	AUTO	-

Table 330: CR Series Module

Attribute Name	Tag	VR	Value	Presence of Value	Source	Comment
Body Part Examined	0018,0015	CS		VNAP	MPPS, USER	
Filter Type	0018,1160	SH		ANAP	AUTO	
Collimator/grid Name	0018,1180	SH		ANAP	AUTO	
Focal Spot	0018,1190	DS		ANAP	AUTO	
Plate Type	0018,1260	SH		ANAP	AUTO	
View Position	0018,5101	CS		VNAP	AUTO	

Table 331: General Equipment Module

Attribute Name	Tag	VR	Value	Presence of Value	Source	Comment
Manufacturer	0008,0070	LO	Philips Medical Systems	ANAP	COPY	-
Institution Name	0008,0080	LO		ALWAYS	AUTO	-
Station Name	0008,1010	SH		ANAP	AUTO	-
Institutional Department Name	0008,1040	LO		ANAP	AUTO	-
Manufacturer's Model Name	0008,1090	LO	ViewForum	ALWAYS	AUTO	-
Device Serial Number	0018,1000	LO				
Software Version(s)	0018,1020	LO	Value 1: ViewForum 6.1", "PMS5.2 MIMIT EVIIMDictionary	ALWAYS	AUTO	-
Date of Last Calibration	0018,1200	DA		ANAP	AUTO	-
Time of Last Calibration	0018,1201	TM		ANAP	AUTO	-

Table 332: General Image Module

Attribute Name	Tag	VR	Value	Presence of Value	Source	Comment
Image Type	0008,0008	CS	Value 1: ORIGINAL, Value 2: SECONDARY	ALWAYS	AUTO	-
Content Date	0008,0023	DA		ALWAYS	COPY	-
Content Time	0008,0033	TM		ALWAYS	COPY	-
Acquisition Number	0020,0012	IS		ANAP	COPY	-
Instance Number	0020,0013	IS		ALWAYS	AUTO	-
Patient Orientation	0020,0020	CS		ALWAYS	AUTO, CONFIG	
Image Comments	0020,4000	LT		ANAP	AUTO	-

Table 333: Image Pixel Module

Attribute Name	Tag	VR	Value	Presence of Value	Source	Comment
Samples per Pixel	0028,0002	US	1	ALWAYS	AUTO	-
Photometric Interpretation	0028,0004	CS		ALWAYS	AUTO	-
Rows	0028,0010	US		ALWAYS	COPY	-
Columns	0028,0011	US		ALWAYS	COPY	-

Bits Allocated	0028,0100	US	16	ALWAYS	COPY	-
Bits Stored	0028,0101	US	15	ALWAYS	COPY	-
High Bit	0028,0102	US	14	ALWAYS	COPY	-
Pixel Representation	0028,0103	US		ALWAYS	COPY	-
Pixel Data	7FE0,0010	O W/ OB		ALWAYS	AUTO	-

Table 334: CR Image Module

Attribute Name	Tag	VR	Value	Presence of Value	Source	Comment
KVP	0018,0060	DS		ANAP	COPY	-
Distance Source to Detector	0018,1110	DS		ANAP	COPY	-
Exposure Time	0018,1150	IS		ANAP	COPY	-
Exposure	0018,1152	IS		ANAP	COPY	-
Imager Pixel Spacing	0018,1164	DS		ANAP	COPY	-
Generator Power	0018,1170	IS		ANAP	COPY	-
Acquisition Device Processing Description	0018,1400	LO		ANAP	COPY	-
Sensitivity	0018,6000	DS		ANAP	COPY	-
Photometric Interpretation	0028,0004	CS	MONOCHROME1, MONOCHROME2	ALWAYS	COPY	-
Pixel Spacing	0028,0030	DS		ALWAYS	COPY	-

Table 335: VOI LUT Module

Attribute Name	Tag	VR	Value	Presence of Value	Source	Comment
Window Center	0028,1050	DS		ALWAYS	AUTO	
Window Width	0028,1051	DS		ALWAYS	AUTO	-

Table 336: SOP Common Module

Attribute Name	Tag	VR	Value	Presence of Value	Source	Comment
Specific Character Set	0008,0005	CS		ANAP	AUTO	Required if expanded/replacement character set used
SOP Class UID	0008,0016	UI	1.2.840.10008.5.1.4.1.1.1	ALWAYS	AUTO	-
SOP Instance UID	0008,0018	UI		ALWAYS	AUTO	-

13.1.1.3. CT Image Storage SOP Class

Table 337: IOD of Created CT Image Storage SOP Class Instances

Information Entity	Module	Presence Of Module
Patient	Patient Module	ALWAYS
Study	General Study Module	ALWAYS
Study	Patient Study Module	ALWAYS
Series	General Series Module	ALWAYS

Frame of Reference	Frame of Reference Module	ALWAYS
Equipment	General Equipment Module	ALWAYS
Image	General Image Module	ALWAYS
Image	Image Plane Module	ALWAYS
Image	Image Pixel Module	ALWAYS
Image	CT Image Module	ALWAYS
Image	SOP Common Module	ALWAYS
	Extended Dicom and Private attributes	ALWAYS

Table 338: Patient Module

Attribute Name	Tag	VR	Value	Presence of Value	Source	Comment
Patient's Name	0010,0010	PN		VNAP	COPY	-
Patient ID	0010,0020	LO		VNAP	COPY	-
Issuer of Patient ID	0010,0021	LO		ANAP	COPY	-
Patient's Birth Date	0010,0030	DA		VNAP	COPY	-
Patient's Birth Time	0010,0032	TM		ALWAYS	AUTO	-
Patient's Sex	0010,0040	CS		VNAP	COPY	-

Table 339: General Study Module

Attribute Name	Tag	VR	Value	Presence of Value	Source	Comment
Study Date	0008,0020	DA		VNAP	COPY	-
Study Time	0008,0030	TM		VNAP	COPY	-
Accession Number	0008,0050	SH		VNAP	COPY	-
Referring Physician's Name	0008,0090	PN		VNAP	COPY	-
Study Description	0008,1030	LO		ANAP	COPY	-
Procedure Code Sequence	0008,1032	SQ		ANAP	COPY	-
> Code Value	0008,0100	SH		ALWAYS	COPY	-
> Coding Scheme Designator	0008,0102	SH		ALWAYS	COPY	-
> Code Meaning	0008,0104	LO		ALWAYS	COPY	-
Name of Physician(s) Reading Study	0008,1060	PN		ANAP	COPY	-
Referenced Study Sequence	0008,1110	SQ		ANAP	COPY	-
>Referenced SOP Class UID	0008,1150	UI		ALWAYS	COPY	-
>Referenced SOP Instance UID	0008,1155	UI		ALWAYS	COPY	-
Study Instance UID	0020,000D	UI		ALWAYS	COPY	-
Study ID	0020,0010	SH		VNAP	COPY	-

Table 340: Patient Study Module

Attribute Name	Tag	VR	Value	Presence of Value	Source	Comment
Patient's Weight	0010,1030	DS		ANAP	COPY	-
Patient's Age	0010,1010			ANAP	COPY	-
Admitting Diagnoses Description	0008,1080	LO		ANAP	COPY	-

Table 341: General Series Module

Attribute Name	Tag	VR	Value	Presence of Value	Source	Comment
Series Date	0008,0021	DA		ANAP	AUTO	-
Series Time	0008,0031	TM		ANAP	AUTO	-
Modality	0008,0060	CS		ALWAYS	COPY	-
Series Description	0008,103E	LO	original	ANAP	COPY	-
Performing Physicians' Name	0008,1050	PN		ANAP	COPY	-
Protocol Name	0018,1030	LO		ANAP	COPY	-
Patient Position	0018,5100	CS		VNAP	COPY	-
Series Instance UID	0020,000E	UI		ALWAYS	AUTO	-
Series Number	0020,0011	IS		VNAP	AUTO	-
Performed Procedure Step Start Date	0040,0244	DA		ANAP	AUTO	-
Performed Procedure Step Start Time	0040,0245	TM		ANAP	AUTO	-
Performed Procedure Step ID	0040,0253	SH		ANAP	AUTO	-
Performed Procedure Step Description	0040,0254	LO		ANAP	COPY	-

Table 342: Frame of Reference Module

Attribute Name	Tag	VR	Value	Presence of Value	Source	Comment
Frame of Reference UID	0020,0052	UI		ALWAYS	AUTO	-
Position Reference Indicator	0020,1040	LO		VNAP	AUTO	-

Table 343: General Equipment Module

Attribute Name	Tag	VR	Value	Presence of Value	Source	Comment
Manufacturer	0008,0070	LO	Philips Medical Systems	VNAP	AUTO	-
Institution Name	0008,0080	LO		ANAP	AUTO	-
Manufacturer's Model Name	0008,1090	LO	ViewForum	ANAP	AUTO	-
Software Version(s)	0018,1020	LO	Value 1: "ViewForum 6.1\PM55.2 MIMIT EVIIMDictionary"	ANAP	AUTO	-

Table 344: General Image Module

Attribute Name	Tag	VR	Value	Presence of Value	Source	Comment
Image Type	0008,0008	CS		ANAP	COPY	-
Acquisition Date	0008,0022	DA		ALWAYS	COPY	-
Content Date	0008,0023	DA		ALWAYS	COPY	-
Acquisition Time	0008,0032	TM		ALWAYS	COPY	-
Content Time	0008,0033	TM		ALWAYS	COPY	-
Instance Number	0020,0013	IS		ALWAYS	AUTO	-

Table 345: Image Plane Module

Attribute Name	Tag	VR	Value	Presence of Value	Source	Comment
Slice Thickness	0018,0050	DS		VNAP	AUTO	-
Image Position (Patient)	0020,0032	DS		ALWAYS	AUTO	-
Image Orientation (Patient)	0020,0037	DS		ALWAYS	AUTO	-
Pixel Spacing	0028,0030	DS		ALWAYS	AUTO	-

Table 346: Image Pixel Module

Attribute Name	Tag	VR	Value	Presence of Value	Source	Comment
Samples per Pixel	0028,0002	US		ALWAYS	AUTO	-
Photometric Interpretation	0028,0004	CS		ALWAYS	AUTO	-
Rows	0028,0010	US		ALWAYS	AUTO	-
Columns	0028,0011	US		ALWAYS	AUTO	-
Bits Allocated	0028,0100	US	16	ALWAYS	AUTO	-
Bits Stored	0028,0101	US	12	ALWAYS	AUTO	-
High Bit	0028,0102	US	11	ALWAYS	AUTO	-
Pixel Representation	0028,0103	US	0x0000	ALWAYS	AUTO	-
Pixel Data	7FE0,0010	O W/ OB		ALWAYS	AUTO	-

Table 347: CT Image Module

Attribute Name	Tag	VR	Value	Presence of Value	Source	Comment
Image Type	0008,0008	CS	Value 1: ORIGINAL, Value 2: PRIMARY, Value 3: LOCALIZER	ALWAYS	AUTO	-
KVP	0018,0060	DS		VNAP	AUTO	-
Acquisition Number	0020,0012	IS		VNAP	AUTO	-
Samples per Pixel	0028,0002	US	1	ALWAYS	AUTO	-
Photometric Interpretation	0028,0004	CS	MONOCHROME1, MONOCHROME2	ALWAYS	AUTO	-
Bits Allocated	0028,0100	US	16	ALWAYS	AUTO	-
Bits Stored	0028,0101	US	12	ALWAYS	AUTO	-
High Bit	0028,0102	US	11	ALWAYS	AUTO	-
Rescale Intercept	0028,1052	DS		ALWAYS		-
Rescale Slope	0028,1053	DS		ALWAYS		-

Table 348: SOP Common Module

Attribute Name	Tag	VR	Value	Presence of Value	Source	Comment
Specific Character Set	0008,0005	CS		ANAP	AUTO	Required if expanded/replacement character set used

SOP Class UID	0008,0016	UI	1.2.840.10008.5.1.4.1.1.2 , 1.2.840.10008.5.1.4.1.1.2	ALWAYS	AUTO	-
SOP Instance UID	0008,0018	UI		ALWAYS	AUTO	-
Instance Number	0020,0013			ANAP	AUTO	-

13.1.1.4. Grayscale Softcopy Presentation State Storage SOP Class

Table 349: IOD of Created Grayscale Softcopy Presentation State Storage SOP Class Instances

Information Entity	Module	Presence Of Module
Patient	Patient Module	ALWAYS
Study	General Study Module	ALWAYS
Study	Patient Study Module	ALWAYS
Series	General Series Module	ALWAYS
Series	Presentation Series Module	ALWAYS
Equipment	General Equipment Module	ALWAYS
Presentation State	Presentation State Identification Module	ALWAYS
Presentation State	Presentation State Relationship Module	ALWAYS
Presentation State	Presentation State Shutter Module	CONDITIONAL
Presentation State	Displayed Area Module	CONDITIONAL
Presentation State	Graphic Annotation Module	CONDITIONAL
Presentation State	Graphic Layer Module	CONDITIONAL
Presentation State	Modality LUT Module	ALWAYS
Presentation State	Softcopy VOI LUT Module	ALWAYS
Presentation State	Softcopy Presentation LUT Module	ALWAYS
Presentation State	SOP Common Module	ALWAYS
	Extended Dicom and Private attributes	ALWAYS

Table 350: Patient Module

Attribute Name	Tag	VR	Value	Presence of Value	Source	Comment
Patient's Name	0010,0010	PN		VNAP	COPY	-
Patient ID	0010,0020	LO		VNAP	COPY	-
Patient's Birth Date	0010,0030	DA		VNAP	COPY	-
Patient's Birth Time	0010,0032	TM		ALWAYS	AUTO	-
Patient's Sex	0010,0040	CS	F, M, O	VNAP	COPY	-

Table 351: General Study Module

Attribute Name	Tag	VR	Value	Presence of Value	Source	Comment
Study Date	0008,0020	DA		ALWAYS	COPY	-
Study Time	0008,0030	TM		ALWAYS	COPY	-
Accession Number	0008,0050	SH		VNAP	COPY	-
Referring Physician's Name	0008,0090	PN		VNAP	COPY	-
Study Description	0008,1030	LO		VNAP	COPY	-
Procedure Code Sequence	0008,1032	SQ		ANAP	AUTO	-

Name of Physician(s) Reading Study	0008,1060	PN		VNAP	COPY	-
Study Instance UID	0020,000D	UI		ALWAYS	COPY	-
Study ID	0020,0010	SH		VNAP	COPY	-

Table 352: Patient Study Module

Attribute Name	Tag	VR	Value	Presence of Value	Source	Comment
Patient's Age	0010,1010	AS		ANAP	COPY	-
Patient's Weight	0010,1030	DS		VNAP	COPY	-
Admitting Diagnoses Description	0008,1080	LO		ANAP	COPY	-

Table 353: General Series Module

Attribute Name	Tag	VR	Value	Presence of Value	Source	Comment
Series Date	0008,0021	DA		ALWAYS	AUTO	-
Series Time	0008,0031	TM		ALWAYS	AUTO	-
Modality	0008,0060	CS	PR	ALWAYS	AUTO	-
Referenced Performed Procedure Step Sequence	0008,1111	SQ		ANAP	AUTO	-
>Referenced SOP Class UID	0008,1150	UI		ALWAYS	AUTO	-
>Referenced SOP Instance UID	0008,1155	UI		ALWAYS	AUTO	-
>Instance Creation Date	0008,0012	DA		ANAP	AUTO	-
>Instance Creation Time	0008,0013	TM		ANAP	AUTO	-
>Instance Creator UID	0008,0014	UI		ANAP	AUTO	-
Series Instance UID	0020,000E	UI		ALWAYS	AUTO	-
Series Number	0020,0011	IS		ALWAYS	AUTO	-
Request Attributes Sequence	0040,0275	SQ		ANAP	AUTO	-
Performed Procedure Step Start Date	0040,0244	DA		ALWAYS	COPY	-
Performed Procedure Step Start Time	0040,0245	TM		ALWAYS	COPY	-
Performed Procedure Step ID	0040,0253	SH		ALWAYS	COPY	-
Performed Procedure Step Description	0040,0254	LO		VNAP	COPY	-
Comments on the Performed Procedure Step	0040,0280	ST		ANAP	AUTO	-
Body Part Examined	0018,0015	CS		ANAP	AUTO	-
Protocol Name	0018,1030	LO		ANAP	ALWAYS	-

Table 354: Presentation Series Module

Attribute Name	Tag	VR	Value	Presence of Value	Source	Comment
Modality	0008,0060	CS	PR	ALWAYS	AUTO	-

Table 355: General Equipment Module

Attribute Name	Tag	VR	Value	Presence of Value	Source	Comment
Manufacturer	0008,0070	LO	Philips Medical Systems	ALWAYS	AUTO	-

Institution Name	0008,0080	LO		ALWAYS	AUTO	-
Manufacturer's Model Name	0008,1090	LO	ViewForum	ALWAYS	AUTO	-
Software Version(s)	0018,1020	LO	Value 1: ViewForum 6.1", "PMS5.2 MIMIT EVIIMDictionary	ALWAYS	AUTO	-

Table 356: Presentation State Identification Module

Attribute Name	Tag	VR	Value	Presence of Value	Source	Comment
Presentation Creation Date	0070,0082	DA		ALWAYS	AUTO	-
Presentation Creation Time	0070,0083	TM		ALWAYS	AUTO	-
Instance Number	0020,0013	IS		ALWAYS	AUTO	-
Content Label	0070,0080	CS	NONE	ALWAYS	AUTO	-
Content Description	0070,0081	LO		VNAP	AUTO	-
Content Creator's Name	0070,0084	PN		VNAP	AUTO	-

Table 357: Presentation State Relationship Module

Attribute Name	Tag	VR	Value	Presence of Value	Source	Comment
Referenced Series Sequence	0008,1115	SQ		ALWAYS	AUTO	-
>Referenced Image Sequence	0008,1140	SQ		ALWAYS	AUTO	-
>>Referenced SOP Class UID	0008,1150	UI		ALWAYS	AUTO	-
>>Referenced SOP Instance UID	0008,1155	UI		ALWAYS	AUTO	-
>Series Instance UID	0020,000E	UI		ALWAYS	AUTO	-

Table 358: Presentation State Shutter Module

Attribute Name	Tag	VR	Value	Presence of Value	Source	Comment
Shutter Presentation Value	0018,1622	US	0	ANAP	AUTO	Required if display shutter module or bitmap display shutter module is present.

Table 359: Displayed Area Module

Attribute Name	Tag	VR	Value	Presence of Value	Source	Comment
Displayed Area Selection Sequence	0070,005A	SQ		ALWAYS	AUTO	-
>Displayed Area Top Left Hand Corner	0070,0052	SL		ALWAYS	AUTO	-
>Displayed Area Bottom Right Hand Corner	0070,0053	SL		ALWAYS	AUTO	-
>Presentation Size Mode	0070,0100	CS	SCALE TO FIT	ALWAYS	AUTO	-

>Presentation Pixel Spacing	0070,0101	DS		ANAP	AUTO	Required if Presentation Size Mode (0070,0100) is TRUE SIZE, in which case the values will correspond to the physical distance between the center of each pixel on the display device. May be present if Presentation Size Mode (0070,0100) is SCALE TO FIT or MAGNIFY, in which case the values are used to compute the aspect ratio of the image pixels.
>Presentation Pixel Aspect Ratio	0070,0102	IS		ANAP	AUTO	Required if Presentation Pixel Spacing (0070,0101) is not present.

Table 360: Graphic Annotation Module

Attribute Name	Tag	VR	Value	Presence of Value	Source	Comment
Graphic Annotation Sequence	0070,0001	SQ		ANAP	AUTO	-
>Referenced Image Sequence	0008,1140	SQ		ANAP	AUTO	-
>>Referenced SOP Class UID	0008,1150	UI		ALWAYS	AUTO	-
>>Referenced SOP Instance UID	0008,1155	UI		ALWAYS	AUTO	-
>Graphic Layer	0070,0002	CS		ALWAYS	AUTO	-
>Text Object Sequence	0070,0008	SQ		ANAP	AUTO	-
>>Anchor Point Annotation Units	0070,0004	CS		ANAP	AUTO	-
>>Unformatted Text Value	0070,0006	ST		ALWAYS	AUTO	-
>>Anchor Point Visibility	0070,0015	CS		ANAP	AUTO	-
>Graphic Object Sequence	0070,0009	SQ		ANAP	AUTO	-
>>Graphic Data	0070,0022	FL		ALWAYS	AUTO	-

Table 361: Graphic Layer Module

Attribute Name	Tag	VR	Value	Presence of Value	Source	Comment
Graphic Layer Sequence	0070,0060	SQ		ANAP	AUTO	-
>Graphic Layer	0070,0002	CS		ALWAYS	AUTO	-
>Graphic Layer Order	0070,0062	IS		ALWAYS	AUTO	-
>Graphic Layer Description	0070,0068	LO		ANAP	AUTO	-

Table 362: Modality LUT Module

Attribute Name	Tag	VR	Value	Presence of Value	Source	Comment
Rescale Intercept	0028,1052	DS		ANAP	AUTO	-
Rescale Slope	0028,1053	DS		ANAP	AUTO	-
Rescale Type	0028,1054	LO		ANAP	AUTO	-

Table 363: Softcopy VOI LUT Module

Attribute Name	Tag	VR	Value	Presence of Value	Source	Comment
Softcopy VOI LUT Sequence	0028,3110	SQ		ALWAYS	AUTO	-

>Referenced Image Sequence	0008,1140	SQ		ANAP	AUTO	Required if the VOI LUT transformation in this Item does not apply to all the images and frames listed in the Presentation State Relationship Module.
>>Referenced Frame Number	0008,1160	IS		ALWAYS	AUTO	-
>>Referenced SOP Class UID	0008,1150	UI		ALWAYS	AUTO	-
>>Referenced SOP Instance UID	0008,1155	UI		ALWAYS	AUTO	-
>Window Center	0028,1050	DS		ANAP	AUTO	-
>Window Width	0028,1051	DS		ANAP	AUTO	-

Table 364: Softcopy Presentation LUT Module

Attribute Name	Tag	VR	Value	Presence of Value	Source	Comment
Presentation LUT Shape	2050,0020	CS	IDENTITY	ANAP	AUTO	-

Table 365: SOP Common Module

Attribute Name	Tag	VR	Value	Presence of Value	Source	Comment
Specific Character Set	0008,0005	CS		ANAP	AUTO	Required if expanded/replacement character set used
SOP Class UID	0008,0016	UI	1.2.840.10008.5.1.4.1.1.1 1.1	ALWAYS	AUTO	-
SOP Instance UID	0008,0018	UI		ALWAYS	AUTO	-

13.1.1.5. Secondary Capture Image Storage SOP Class

Table 366: IOD of Created Secondary Capture Image Storage SOP Class Instances

Information Entity	Module	Presence Of Module
Patient	Patient Module	ALWAYS
Study	General Study Module	ALWAYS
Study	Patient Study Module	ALWAYS
Series	General Series Module	ALWAYS
Equipment	General Equipment Module	ALWAYS
Equipment	SC Equipment Module	ALWAYS
Image	General Image Module	ALWAYS
Image	Image Pixel Module	ALWAYS
Image	SOP Common Module	ALWAYS
	Extended Dicom and Private attributes	ALWAYS

Table 367: Patient Module

Attribute Name	Tag	VR	Value	Presence of Value	Source	Comment
Patient's Name	0010,0010	PN		VNAP	COPY	-
Patient ID	0010,0020	LO		VNAP	COPY	-
Issuer of Patient ID	0010,0021	LO		ANAP	COPY	-
Patient's Birth Date	0010,0030	DA		VNAP	COPY	-
Patient's Birth Time	0010,0032	TM		ALWAYS	AUTO	-
Patient's Sex	0010,0040	CS	F, M, O	VNAP	COPY	-

Table 368: General Study Module

Attribute Name	Tag	VR	Value	Presence of Value	Source	Comment
Study Date	0008,0020	DA		VNAP	COPY	-
Study Time	0008,0030	TM		VNAP	COPY	-
Accession Number	0008,0050	SH		VNAP	COPY	-
Referring Physician's Name	0008,0090	PN		VNAP	COPY	-
Study Description	0008,1030	LO		VNAP	COPY	-
Procedure Code Sequence	0008,1032	SQ		ANAP	COPY	-
Name of Physician(s) Reading Study	0008,1060	PN		VNAP	COPY	-
Referenced Study Sequence	0008,1110	SQ		ANAP	COPY	-
> Referenced SOP Class UID	0008,1150	UI		ALWAYS	COPY	-
> Referenced SOP Instance UID	0008,1155	UI		ALWAYS	COPY	-
Study Instance UID	0020,000D	UI		ALWAYS	COPY	-
Study ID	0020,0010	SH		VNAP	COPY	-

Table 369: Patient Study Module

Attribute Name	Tag	VR	Value	Presence of Value	Source	Comment
Admitting Diagnoses Description	0008,1080	LO		ANAP	COPY	-

Table 370: General Series Module

Attribute Name	Tag	VR	Value	Presence of Value	Source	Comment
Series Date	0008,0021	DA		ANAP	AUTO	-
Series Time	0008,0031	TM		ANAP	AUTO	-
Modality	0008,0060	CS		ALWAYS	AUTO	-
Series Description	0008,103E	LO	original, photo	ANAP	AUTO	-
Referenced Performed Procedure Step Sequence	0008,1111	SQ		ANAP	AUTO	-
> Referenced SOP Class UID	0008,1150	UI		ALWAYS	AUTO	-
> Referenced SOP Instance UID	0008,1155	UI		ALWAYS	AUTO	-
> Instance Creation Date	0008,0012	DA		ANAP	AUTO	-
> Instance Creation Time	0008,0013	TM		ANAP	AUTO	-
> Instance Creator UID	0008,0014	UI		ANAP	AUTO	-
Protocol Name	0018,1030	LO		ANAP	COPY	-
Series Instance UID	0020,000E	UI		ALWAYS	AUTO	-
Series Number	0020,0011	IS		VNAP	AUTO	-
Performed Procedure Step Start Date	0040,0244	DA		ANAP	COPY	-
Performed Procedure Step Start Time	0040,0245	TM		ANAP	COPY	-
Performed Procedure Step ID	0040,0253	SH		ANAP	COPY	-
Performed Procedure Step Description	0040,0254	LO		ANAP	COPY	-

Table 371: General Equipment Module

Attribute Name	Tag	VR	Value	Presence of Value	Source	Comment
Manufacturer	0008,0070	LO	Philips Medical Systems	VNAP	AUTO	-
Institution Name	0008,0080	LO		ANAP	AUTO	-
Manufacturer's Model Name	0008,1090	LO	ViewForum	ANAP	AUTO	-
Software Version(s)	0018,1020	LO	Value 1: ViewForum 6.1", "PMS5.2 MIMIT EVIIMDictionary	ANAP	AUTO	-

Table 372: SC Equipment Module

Attribute Name	Tag	VR	Value	Presence of Value	Source	Comment
Modality	0008,0060	CS	OT	ANAP	COPY	-
Conversion Type	0008,0064	CS	WSD	ALWAYS	AUTO	-

Table 373: General Image Module

Attribute Name	Tag	VR	Value	Presence of Value	Source	Comment
Image Type	0008,0008	CS	Value 1: DERIVED, Value 2: SECONDARY	ANAP	AUTO	-
Acquisition Date	0008,0022	DA		ANAP	COPY	-
Content Date	0008,0023	DA		VNAP	COPY	-
Acquisition Time	0008,0032	TM		ANAP	AUTO	-
Content Time	0008,0033	TM		VNAP	COPY	-
Instance Number	0020,0013	IS		VNAP	AUTO	-
Patient Orientation	0020,0020	CS		VNAP	COPY	-

Table 374: Image Pixel Module

Attribute Name	Tag	VR	Value	Presence of Value	Source	Comment
Samples per Pixel	0028,0002	US	3	ALWAYS	AUTO	-
Photometric Interpretation	0028,0004	CS	RGB	ALWAYS	AUTO	-
Planar Configuration	0028,0006	US	0x0000	ALWAYS	AUTO	-
Rows	0028,0010	US		ALWAYS	AUTO	-
Columns	0028,0011	US		ALWAYS	AUTO	-
Bits Allocated	0028,0100	US	8	ALWAYS	AUTO	-
Bits Stored	0028,0101	US	8	ALWAYS	AUTO	-
High Bit	0028,0102	US	7	ALWAYS	AUTO	-
Pixel Representation	0028,0103	US	0x0000	ALWAYS	AUTO	-
Pixel Data	7FE0,0010	O W/ OB		ALWAYS	AUTO	-

Table 375: SOP Common Module

Attribute Name	Tag	VR	Value	Presence of Value	Source	Comment
Specific Character Set	0008,0005	CS		ANAP	COPY	Required if expanded/replacement character set used

SOP Class UID	0008,0016	UI		ALWAYS	AUTO	-
SOP Instance UID	0008,0018	UI		ALWAYS	AUTO	-
Instance Number	0020,0013	IS		ANAP	AUTO	-

13.1.1.6. X-Ray Angiographic Image Storage SOP Class

Table 376: IOD of Created X-Ray Angiographic Image Storage SOP Class Instances

Information Entity	Module	Presence Of Module
Patient	Patient Module	ALWAYS
Study	General Study Module	ALWAYS
Study	Patient Study Module	ALWAYS
Series	General Series Module	ALWAYS
Equipment	General Equipment Module	ALWAYS
Image	General Image Module	ALWAYS
Image	Image Pixel Module	ALWAYS
Image	X-Ray Image Module	ALWAYS
Image	X-Ray Acquisition Module	ALWAYS
Image	XA Positioner Module	ALWAYS
Image	SOP Common Module	ALWAYS
	Extended Dicom and Private attributes	ALWAYS

Table 377: Patient Module

Attribute Name	Tag	VR	Value	Presence of Value	Source	Comment
Patient's Name	0010,0010	PN		VNAP	COPY	-
Patient ID	0010,0020	LO		VNAP	COPY	-
Patient's Birth Date	0010,0030	DA		VNAP	COPY	-
Patient's Birth Time	0010,0032	TM		ALWAYS	AUTO	-
Patient's Sex	0010,0040	CS	F, M, O	VNAP	COPY	-

Table 378: General Study Module

Attribute Name	Tag	VR	Value	Presence of Value	Source	Comment
Study Date	0008,0020	DA		ALWAYS	COPY	-
Study Time	0008,0030	TM		VNAP	COPY	-
Accession Number	0008,0050	SH		VNAP	COPY	-
Referring Physician's Name	0008,0090	PN		VNAP	COPY	-
Study Description	0008,1030	LO		VNAP	COPY	-
Study Instance UID	0020,000D	UI		ALWAYS	COPY	-
Study ID	0020,0010	SH		ALWAYS	COPY	-

Table 379: Patient Study Module

Attribute Name	Tag	VR	Value	Presence of Value	Source	Comment
Patient's Weight	0010,1030	DS		VNAP	COPY	-

Table 380: General Series Module

Attribute Name	Tag	VR	Value	Presence of Value	Source	Comment
Series Date	0008,0021	DA		ALWAYS	AUTO	-
Series Time	0008,0031	TM		ALWAYS	AUTO	-
Modality	0008,0060	CS		ALWAYS	COPY	-
Series Description	0008,103E	LO	original	ALWAYS	AUTO	-
Protocol Name	0018,1030	LO		ALWAYS	AUTO	-
Series Instance UID	0020,000E	UI		ALWAYS	AUTO	-
Series Number	0020,0011	IS		ALWAYS	AUTO	-
Performed Procedure Step Start Date	0040,0244	DA		ALWAYS	AUTO	-
Performed Procedure Step Start Time	0040,0245	TM		ALWAYS	AUTO	-
Performed Procedure Step ID	0040,0253	SH		ALWAYS	AUTO	-
Performed Procedure Step Description	0040,0254	LO		VNAP	AUTO	-

Table 381: General Equipment Module

Attribute Name	Tag	VR	Value	Presence of Value	Source	Comment
Manufacturer	0008,0070	LO	Philips Medical Systems	ALWAYS	AUTO	-
Institution Name	0008,0080	LO		ALWAYS	AUTO	-
Manufacturer's Model Name	0008,1090	LO	ViewForum	ALWAYS	AUTO	-
Software Version(s)	0018,1020	LO	Value 1: ViewForum 6.1", "PMS5.2 MIMIT EVIIMDictionary	ALWAYS	AUTO	-

Table 382: General Image Module

Attribute Name	Tag	VR	Value	Presence of Value	Source	Comment
Acquisition Date	0008,0022	DA		ALWAYS	COPY	-
Content Date	0008,0023	DA		ALWAYS	COPY	-
Acquisition Time	0008,0032	TM		ALWAYS	AUTO	-
Content Time	0008,0033	TM		ALWAYS	COPY	-
Instance Number	0020,0013	IS		ALWAYS	AUTO	-
Patient Orientation	0020,0020	CS		ALWAYS	AUTO, CONFIG	

Table 383: Image Pixel Module

Attribute Name	Tag	VR	Value	Presence of Value	Source	Comment
Rows	0028,0010	US		ALWAYS	AUTO	-
Columns	0028,0011	US		ALWAYS	AUTO	-
Pixel Data	7FE0,0010	O W/ OB		ALWAYS	AUTO	-

Table 384: X-Ray Image Module

Attribute Name	Tag	VR	Value	Presence of Value	Source	Comment
Image Type	0008,0008	CS	Value 1: DERIVED, SINGLE A, STORE MONITOR, Value 2: SECONDARY, Value 3: SINGLE PLANE	ALWAYS	AUTO	-
Samples per Pixel	0028,0002	US		ALWAYS	AUTO	-
Photometric Interpretation	0028,0004	CS	MONOCHROME1, MONOCHROME2	ALWAYS	AUTO	-
Bits Allocated	0028,0100	US	8	ALWAYS	AUTO	-
Bits Stored	0028,0101	US	8	ALWAYS	AUTO	-
High Bit	0028,0102	US	7	ALWAYS	AUTO	-
Pixel Representation	0028,0103	US		ALWAYS	AUTO	-
Pixel Intensity Relationship	0028,1040	CS	DISP	ALWAYS	AUTO	-

Table 385: X-Ray Acquisition Module

Attribute Name	Tag	VR	Value	Presence of Value	Source	Comment
KVP	0018,0060	DS		VNAP	AUTO	-
Exposure Time	0018,1150	IS		ANAP	AUTO	-
X-ray Tube Current	0018,1151	IS		ANAP	AUTO	-
Exposure	0018,1152	IS		ANAP	AUTO	-
Radiation Setting	0018,1155	CS	GR	ALWAYS	AUTO	-

Table 386: XA Positioner Module

Attribute Name	Tag	VR	Value	Presence of Value	Source	Comment
Positioner Primary Angle	0018,1510	DS		EMPTY	AUTO	
Positioner Secondary Angle	0018,1511	DS		EMPTY	AUTO	

Table 387: SOP Common Module

Attribute Name	Tag	VR	Value	Presence of Value	Source	Comment
Specific Character Set	0008,0005	CS		ANAP	AUTO	Required if expanded/replacement character set used
SOP Class UID	0008,0016	UI	1.2.840.10008.5.1.4.1.1.1 2.1	ALWAYS	AUTO	-
SOP Instance UID	0008,0018	UI		ALWAYS	AUTO	-

13.1.1.7. X-Ray Radiofluoroscopic Image Storage SOP Class

Table 388: IOD of Created X-Ray Radiofluoroscopic Image Storage SOP Class Instances

Information Entity	Module	Presence Of Module
Patient	Patient Module	ALWAYS
Study	General Study Module	ALWAYS
Study	Patient Study Module	ALWAYS
Series	General Series Module	ALWAYS
Equipment	General Equipment Module	ALWAYS

Image	General Image Module	ALWAYS
Image	Image Pixel Module	ALWAYS
Image	X-Ray Image Module	ALWAYS
Image	X-Ray Acquisition Module	ALWAYS
Image	SOP Common Module	ALWAYS
	Extended Dicom and Private attributes	ALWAYS

Table 389: Patient Module

Attribute Name	Tag	VR	Value	Presence of Value	Source	Comment
Patient's Name	0010,0010	PN		VNAP	COPY	-
Patient ID	0010,0020	LO		VNAP	COPY	-
Patient's Birth Date	0010,0030	DA		VNAP	COPY	-
Patient's Birth Time	0010,0032	TM		ALWAYS	AUTO	-
Patient's Sex	0010,0040	CS	F, M, O	VNAP	COPY	-

Table 390: General Study Module

Attribute Name	Tag	VR	Value	Presence of Value	Source	Comment
Study Date	0008,0020	DA		ALWAYS	COPY	-
Study Time	0008,0030	TM		ALWAYS	COPY	-
Accession Number	0008,0050	SH		VNAP	COPY	-
Referring Physician's Name	0008,0090	PN		VNAP	COPY	-
Study Description	0008,1030	LO		VNAP	COPY	-
Name of Physician(s) Reading Study	0008,1060	PN		VNAP	COPY	-
Study Instance UID	0020,000D	UI		ALWAYS	COPY	-
Study ID	0020,0010	SH		VNAP	COPY	-

Table 391: Patient Study Module

Attribute Name	Tag	VR	Value	Presence of Value	Source	Comment
Patient's Weight	0010,1030	DS		VNAP	COPY	-

Table 392: General Series Module

Attribute Name	Tag	VR	Value	Presence of Value	Source	Comment
Series Date	0008,0021	DA		ALWAYS	AUTO	-
Series Time	0008,0031	TM		ALWAYS	AUTO	-
Modality	0008,0060	CS		ALWAYS	COPY	-
Series Description	0008,103E	LO	original	ALWAYS	AUTO	-
Protocol Name	0018,1030	LO		ALWAYS	AUTO	-
Series Instance UID	0020,000E	UI		ALWAYS	AUTO	-
Series Number	0020,0011	IS		VNAP	AUTO	-
Performed Procedure Step Start Date	0040,0244	DA		ANAP	AUTO	-
Performed Procedure Step Start Time	0040,0245	TM		ANAP	AUTO	-
Performed Procedure Step ID	0040,0253	SH		ANAP	COPY	-

Performed Procedure Step Description	0040,0254	LO		VNAP	AUTO	-
--------------------------------------	-----------	----	--	------	------	---

Table 393: General Equipment Module

Attribute Name	Tag	VR	Value	Presence of Value	Source	Comment
Manufacturer	0008,0070	LO	Philips Medical Systems	VNAP	AUTO	-
Institution Name	0008,0080	LO		ALWAYS	AUTO	-
Manufacturer's Model Name	0008,1090	LO	ViewForum	ALWAYS	AUTO	-
Software Version(s)	0018,1020	LO	Value 1: ViewForum 6.1", "PMS5.2 MIMIT EVIIMDictionary	ALWAYS	AUTO	-

Table 394: General Image Module

Attribute Name	Tag	VR	Value	Presence of Value	Source	Comment
Acquisition Date	0008,0022	DA		ALWAYS	COPY	-
Content Date	0008,0023	DA		ALWAYS	COPY	-
Acquisition Time	0008,0032	TM		ALWAYS	AUTO	-
Content Time	0008,0033	TM		ALWAYS	AUTO	-
Instance Number	0020,0013	IS		ALWAYS	AUTO	-
Patient Orientation	0020,0020	CS		ALWAYS	AUTO, CONFIG	

Table 395: Image Pixel Module

Attribute Name	Tag	VR	Value	Presence of Value	Source	Comment
Rows	0028,0010	US		ALWAYS	AUTO	-
Columns	0028,0011	US		ALWAYS	AUTO	-
Pixel Data	7FE0,0010	O W/ OB		ALWAYS	AUTO	-

Table 396: X-Ray Image Module

Attribute Name	Tag	VR	Value	Presence of Value	Source	Comment
Image Type	0008,0008	CS	Value 1: ORIGINAL, Value 2: PRIMARY, Value 3: SINGLE PLANE	ALWAYS	AUTO	-
Samples per Pixel	0028,0002	US	1	ALWAYS	AUTO	-
Photometric Interpretation	0028,0004	CS	MONOCHROME2	ALWAYS	AUTO	-
Bits Allocated	0028,0100	US	16	ALWAYS	AUTO	-
Bits Stored	0028,0101	US	12	ALWAYS	AUTO	-
High Bit	0028,0102	US	11	ALWAYS	AUTO	-
Pixel Representation	0028,0103	US	0	ALWAYS	AUTO	-
Pixel Intensity Relationship	0028,1040	CS	DISP	ALWAYS	AUTO	-

Table 397: X-Ray Acquisition Module

Attribute Name	Tag	VR	Value	Presence of Value	Source	Comment
KVP	0018,0060	DS		VNAP	AUTO	-
Exposure Time	0018,1150	IS		ANAP	AUTO	-
X-ray Tube Current	0018,1151	IS		ANAP	AUTO	-
Exposure	0018,1152	IS		ANAP	AUTO	-
Radiation Setting	0018,1155	CS	GR	ALWAYS	AUTO	-

Table 398: SOP Common Module

Attribute Name	Tag	VR	Value	Presence of Value	Source	Comment
Specific Character Set	0008,0005	CS		ANAP	AUTO	Required if expanded/replacement character set used
SOP Class UID	0008,0016	UI	1.2.840.10008.5.1.4.1.1.1.2.2	ALWAYS	AUTO	-
SOP Instance UID	0008,0018	UI		ALWAYS	AUTO	-

13.1.1.8. MR Image Storage SOP Class

Table 399: IOD of Created MR Image Storage SOP Class Instances

Information Entity	Module	Presence Of Module
Patient	Patient Module	ALWAYS
Study	General Study Module	ALWAYS
Study	Patient Study Module	ALWAYS
Series	General Series Module	ALWAYS
Frame of Reference	Frame of Reference Module	ALWAYS
Equipment	General Equipment Module	ALWAYS
Image	General Image Module	ALWAYS
Image	Image Plane Module	ALWAYS
Image	Image Pixel Module	ALWAYS
Image	MR Image Module	ALWAYS
Image	VOI LUT Module	ALWAYS
Image	SOP Common Module	ALWAYS
	Extended Dicom and Private attributes	ALWAYS

Table 400: Patient Module

Attribute Name	Tag	VR	Value	Presence of Value	Source	Comment
Patient's Name	0010,0010	PN		VNAP	COPY	-
Patient ID	0010,0020	LO		VNAP	COPY	-
Issuer of Patient ID	0010,0021	LO		ANAP	COPY	-
Patient's Birth Date	0010,0030	DA		VNAP	COPY	-
Patient's Birth Time	0010,0032	TM		ANAP	AUTO	-
Patient's Sex	0010,0040	CS	F, M, O	VNAP	COPY	-

Table 401: General Study Module

Attribute Name	Tag	VR	Value	Presence of Value	Source	Comment
Study Date	0008,0020	DA		VNAP	COPY	-
Study Time	0008,0030	TM		VNAP	COPY	-
Accession Number	0008,0050	SH		VNAP	COPY	-
Referring Physician's Name	0008,0090	PN		VNAP	COPY	-
Study Description	0008,1030	LO		ANAP	COPY	-
Name of Physician(s) Reading Study	0008,1060	PN		ANAP	COPY	-
Study Instance UID	0020,000D	UI		ALWAYS	AUTO	-
Study ID	0020,0010	SH		VNAP	AUTO	-

Table 402: Patient Study Module

Attribute Name	Tag	VR	Value	Presence of Value	Source	Comment
Admitting Diagnoses Description	0008,1080	LO		ANAP	COPY	-

Table 403: General Series Module

Attribute Name	Tag	VR	Value	Presence of Value	Source	Comment
Series Date	0008,0021	DA		ANAP	AUTO	-
Series Time	0008,0031	TM		ANAP	AUTO	-
Modality	0008,0060	CS		ALWAYS	COPY	-
Series Description	0008,103E	LO	original	ANAP	AUTO	-
Protocol Name	0018,1030	LO		ANAP	AUTO	-
Patient Position	0018,5100	CS		VNAP	COPY	-
Series Instance UID	0020,000E	UI		ALWAYS	COPY	-
Series Number	0020,0011	IS		VNAP	AUTO	-
Performed Procedure Step Start Date	0040,0244	DA		ANAP	COPY	-
Performed Procedure Step Start Time	0040,0245	TM		ANAP	COPY	-
Performed Procedure Step ID	0040,0253	SH		ANAP	COPY	-
Performed Procedure Step Description	0040,0254	LO		ANAP	COPY	-

Table 404: Frame of Reference Module

Attribute Name	Tag	VR	Value	Presence of Value	Source	Comment
Frame of Reference UID	0020,0052	UI		ALWAYS	AUTO	-
Position Reference Indicator	0020,1040	LO		VNAP	AUTO	-

Table 405: General Equipment Module

Attribute Name	Tag	VR	Value	Presence of Value	Source	Comment
Manufacturer	0008,0070	LO	Philips Medical Systems	VNAP	AUTO	-
Institution Name	0008,0080	LO		ANAP	AUTO	-
Manufacturer's Model Name	0008,1090	LO		ANAP	AUTO	-

Software Version(s)	0018,1020	LO	Value 1: ViewForum 6.1", "PMS5.2 MIMIT EVIIMDictionary	ANAP	AUTO	-
---------------------	-----------	----	--------------------------------------------------------------	------	------	---

Table 406: General Image Module

Attribute Name	Tag	VR	Value	Presence of Value	Source	Comment
Image Type	0008,0008	CS		ANAP	COPY	-
Content Date	0008,0023	DA		VNAP	COPY	-
Content Time	0008,0033	TM		VNAP	COPY	-
Instance Number	0020,0013	IS		VNAP	AUTO	-

Table 407: Image Plane Module

Attribute Name	Tag	VR	Value	Presence of Value	Source	Comment
Slice Thickness	0018,0050	DS		VNAP	AUTO	-
Image Position (Patient)	0020,0032	DS		ALWAYS	AUTO	-
Image Orientation (Patient)	0020,0037	DS		ALWAYS	AUTO	-
Pixel Spacing	0028,0030	DS		ALWAYS	AUTO	-

Table 408: Image Pixel Module

Attribute Name	Tag	VR	Value	Presence of Value	Source	Comment
Samples per Pixel	0028,0002	US		ALWAYS	AUTO	-
Rows	0028,0010	US		ALWAYS	AUTO	-
Columns	0028,0011	US		ALWAYS	AUTO	-
Bits Allocated	0028,0100	US	16	ALWAYS	AUTO	-
Bits Stored	0028,0101	US	8	ALWAYS	AUTO	-
High Bit	0028,0102	US	7	ALWAYS	AUTO	-
Pixel Representation	0028,0103	US	0x0000	ALWAYS	AUTO	-
Pixel Data	7FE0,0010	O W/ OB		ALWAYS	AUTO	-

Table 409: MR Image Module

Attribute Name	Tag	VR	Value	Presence of Value	Source	Comment
Image Type	0008,0008	CS	Value 1: ORIGINAL, Value 2: PRIMARY	ALWAYS	AUTO	-
Scanning Sequence	0018,0020	CS	GR	ALWAYS	AUTO	-
Sequence Variant	0018,0021	CS		ALWAYS	AUTO	-
Scan Options	0018,0022	CS		VNAP	AUTO	-
MR Acquisition Type	0018,0023	CS		VNAP	AUTO	-
Echo Time	0018,0081	DS		VNAP	AUTO	-
Echo Train Length	0018,0091	IS		VNAP	AUTO	-
Samples per Pixel	0028,0002	US		ALWAYS	AUTO	-
Photometric Interpretation	0028,0004	CS		ALWAYS	AUTO	-
Bits Allocated	0028,0100	US		ALWAYS	AUTO	-

Table 410: VOI LUT Module

Attribute Name	Tag	VR	Value	Presence of Value	Source	Comment
Window Center	0028,1050	DS		ANAP	AUTO	-
Window Width	0028,1051	DS		ANAP	AUTO	-

Table 411: SOP Common Module

Attribute Name	Tag	VR	Value	Presence of Value	Source	Comment
Specific Character Set	0008,0005	CS		ANAP	AUTO	Required if expanded/replacement character set used
SOP Class UID	0008,0016	UI	1.2.840.10008.5.1.4.1.1.4	ALWAYS	AUTO	-
SOP Instance UID	0008,0018	UI		ALWAYS	AUTO	-
Instance Number	0020,0013	IS		ANAP	AUTO	-

13.1.2. Usage of Attributes from Received IOD

The following table lists the functionality supported by this application.

Table 412: Functionalities

Functionality	Type1	Optional	Private
IVE	X	X	

13.1.2.1. Usage of the Functionality IVE

The following table lists the supported SOP Classes which can be used by this application.

Table 413: Supported SOP Classes for functionality IVE

SOP Class name	SOP Class UID
Philips Private ViewForum 3D Volume Object New Storage	1.3.46.670589.5.0.2.1
Philips Private ViewForum 3D Volume New Storage	1.3.46.670589.5.0.1.1
Philips Private ViewForum MR Cardio New Storage	1.3.46.670589.5.0.8.1
CT Image Storage SOP Class	1.2.840.10008.5.1.4.1.1.2
Philips Private ViewForum CT Synthetic Image Storage	1.3.46.670589.5.0.9
Philips Private ViewForum CX Synthetic Image Storage	1.3.46.670589.5.0.12
Digital Mammography X-Ray Image Storage - Pres. SOP	1.2.840.10008.5.1.4.1.1.1.2
Philips Private ViewForum MR Cardio Analysis New Storage	1.3.46.670589.5.0.11.1
Philips Private EasyVision MR Cardio Storage	1.3.46.670589.5.0.8
Philips Private ViewForum MR Synthetic Image Storage	1.3.46.670589.5.0.10
Philips Private ViewForum Perfusion Storage	1.3.46.670589.5.0.13
Philips Private ViewForum Perfusion Analysis Storage	1.3.46.670589.5.0.14
Secondary Capture Image Storage SOP Class	1.2.840.10008.5.1.4.1.1.7
Grayscale Softcopy Presentation State Storage SOP Class	1.2.840.10008.5.1.4.1.1.11.1
Philips Private ViewForum Surface New Storage	1.3.46.670589.5.0.3.1
X-Ray Radiofluoroscopic Image Storage SOP Class	1.2.840.10008.5.1.4.1.1.12.2

Philips Private Reconstructed X-ray Storage

1.3.46.670589.2.4.1.1

13.1.3. Attribute Mapping

Not applicable

13.1.4. Coerced/Modified fields

If not available at import then ViewForum will create the additional attributes as listed in the table below.

Table 414: Additional Attributes for Image Import.

Attribute	Tag	VR	General Value
Performed Procedure Step Start Date	0040,0244	DA	Copied from (0008, 0020) Study Date.
Performed Procedure Step Start Time	0040,0245	TM	Copied from (0008, 0030) Study Time.
Performed Procedure Step ID	0040,0253	SH	Copied from (0020, 0010) Study ID.
Performed Procedure Step Description	0040,0254	LO	Copied from (0008, 1030) Study Description.

13.2. Data Dictionary of Private Attributes

Not applicable.

13.3. Coded Terminology and Templates

Not applicable.

13.3.1. Context Groups

Not applicable.

13.3.2. Template Specifications

Not applicable.

13.3.3. Private code definitions

Not applicable.

13.4. Grayscale Image consistency

Not applicable.

13.5. Standard Extended/Specialized/Private SOPs

Not applicable.

Table 415: List of created SOP Classes

SOP Class Name	SOP Class UID
Computed Radiography Image Storage SOP Class	1.2.840.10008.5.1.4.1.1.1

CT Image Storage SOP Class	1.2.840.10008.5.1.4.1.1.2
Grayscale Softcopy Presentation State Storage SOP Class	1.2.840.10008.5.1.4.1.1.11.1
Secondary Capture Image Storage SOP Class	1.2.840.10008.5.1.4.1.1.7
X-Ray Angiographic Image Storage SOP Class	1.2.840.10008.5.1.4.1.1.12.1
X-Ray Radiofluoroscopic Image Storage SOP Class	1.2.840.10008.5.1.4.1.1.12.2
MR Image Storage SOP Class	1.2.840.10008.5.1.4.1.1.4
Philips Private ViewForum 3D Volume Object New Storage	1.3.46.670589.5.0.2.1
Philips Private ViewForum 3D Volume New Storage	1.3.46.670589.5.0.1.1

13.5.1. Standard Extended/Specialized/Private SOP Instance

13.5.1.1. Computed Radiography Image Storage SOP Class

Table 416: Extended DICOM and private attributes for Computed Radiography Image Storage SOP Class Instances

Attribute Name	Tag	VR	Value	Presence of Value	Source	Comment
Image And Fluoroscopy Area Dose Product	0018,115E	DS		ANAP	AUTO	-
Grid	0018,1166	DS		ANAP	COPY	-
Processing Function	0018,5020	IS		ANAP	AUTO	-
> Samples per Pixel	0028,0002	AT		ANAP	AUTO	-
> Photometric Interpretation	0028,0004	CS		ANAP	AUTO	-
> Rows	0028,0010	SH		ANAP	AUTO	-
>Columns	0028,0011	LO		ANAP	AUTO	-
> Bits Allocated	0028,0100	US		ANAP	AUTO	-
>Bits Stored	0028,0101	US		ANAP	AUTO	-
> High Bit	0028,0102	US		ANAP	AUTO	-
>Pixel Representation	0028,0103	US		ANAP	AUTO	-
>Pixel Data	7FE0,0010	US		ANAP	AUTO	-

13.5.1.2. CT Image Storage SOP Class

Table 417: Extended DICOM and private attributes for CT Image Storage SOP Class Instances

Attribute Name	Tag	VR	Value	Presence of Value	Source	Comment
Performed Station Name	0040,0242	SH		VNAP	COPY	-
Performed Procedure Type Description	0040,0255	LO		VNAP	COPY	-
Medical Alerts	0010,2000	LO		ANAP	COPY	-
Allergies	0010,2110	LO		ANAP	COPY	-
Pregnancy Status	0010,21C0	US		ANAP	COPY	-
Requesting Physician	0032,1032	PN		ANAP	COPY	-
Special Needs	0038,0050	LO		ANAP	COPY	-
Patient State	0038,0500	LO		ANAP	COPY	-

13.5.1.3. Grayscale Softcopy Presentation State Storage SOP Class

Table 418: Extended DICOM and private attributes for Grayscale Softcopy Presentation State Storage SOP Class Instances

Attribute Name	Tag	VR	Value	Presence of Value	Source	Comment
Distance Source to Detector	0018,1110	DS		ANAP	AUTO	-
Image and Fluoroscopy Area Dose Product	0018,115E	DS		ANAP	AUTO	-
Performed Station Name	0040,0242	SH		VNAP	COPY	-
Performed Procedure Type Description	0040,0255	LO		VNAP	COPY	-
Entrance Dose	0040,0302	US		ANAP	AUTO	-
Comments on Radiation Dose	0040,0310	ST		ANAP	AUTO	-

13.5.1.4. Secondary Capture Image Storage SOP Class

Table 419: Extended DICOM and private attributes for Secondary Capture Image Storage SOP Class Instances

Attribute Name	Tag	VR	Value	Presence of Value	Source	Comment
Pregnancy Status	0010,21C0	US		ANAP	AUTO	-
Performed Station AE Title	0040,0241	AE		ANAP	AUTO	-
Performed Station Name	0040,0242	SH		ANAP	COPY	-
Performed Procedure Step End Date	0040,0250	DA		ANAP	AUTO	-
Performed Procedure Step End Time	0040,0251	TM		ANAP	AUTO	-
Performed Procedure Type Description	0040,0255	LO		ANAP	COPY	-
Film Consumption Sequence	0040,0321	SQ		ANAP	COPY	-

13.5.1.5. X-Ray Angiographic Image Storage SOP Class

Table 420: Extended DICOM and private attributes for X-Ray Angiographic Image Storage SOP Class Instances

Attribute Name	Tag	VR	Value	Presence of Value	Source	Comment
Performed Station Name	0040,0242	SH		VNAP	AUTO	-
Performed Procedure Type Description	0040,0255	LO		VNAP	AUTO	-

13.5.1.6. X-Ray Radiofluoroscopic Image Storage SOP Class

Table 421: Extended DICOM and private attributes for X-Ray Radiofluoroscopic Image Storage SOP Class Instances

Attribute Name	Tag	VR	Value	Presence of Value	Source	Comment
Performed Station Name	0040,0242	SH		ALWAYS	AUTO	-
Performed Procedure Type Description	0040,0255	LO		ALWAYS	AUTO	-

13.5.1.7. MR Image Storage SOP Class**Table 422: Extended DICOM and private attributes for MR Image Storage SOP Class Instances**

Attribute Name	Tag	VR	Value	Presence of Value	Source	Comment
Rescale Intercept	0028,1052	DS		ANAP	AUTO	-
Rescale Slope	0028,1053	DS		ANAP	AUTO	-
Rescale Type	0028,1054	LO		ANAP	AUTO	-
Performed Station Name	0040,0242	SH		ANAP	COPY	-
Performed Procedure Type Description	0040,0255	LO		ANAP	COPY	-

13.6. Private Transfer Syntaxes

Not applicable.

14. Annexes of application "PDF_REPORT"

14.1. IOD Contents

14.1.1. Created SOP Instance

This section specifies each IOD created by this application.

This section specifies each IOD created (including private IOD's). It should specify the attribute name, tag, VR, and value. The value should specify the range and source (e.g. user input, Modality Worklist, automatically generated, etc.). For content items in templates, the range and source of the concept name and concept values should be specified. Whether the value is always present or not shall be specified.

Abbreviations used in the IOD tables for the column "Presence of Module" are:

ALWAYS The module is always present
CONDITIONAL The module is used under specified condition

Abbreviations used in the Module table for the column "Presence of Value" are:

ALWAYS The attribute is always present with a value
EMPTY The attribute is always present without any value (attribute sent zero length)
VNAP The attribute is always present and its Value is Not Always Present
 (attribute sent zero length if no value is present)
ANAP The attribute is present under specified condition – if present then it will always have a value

The abbreviations used in the Module table for the column "Source" are:

AUTO The attribute value is generated automatically
CONFIG The attribute value source is a configurable parameter
COPY The attribute value source is another SOP instance
FIXED The attribute value is hard-coded in the application
IMPLICIT The attribute value source is a user-implicit setting
MPPS The attribute value is the same as that use for Modality Performed Procedure Step
MWL The attribute value source is a Modality Worklist
USER The attribute value source is explicit user input

14.1.1.1. List of created SOP Classes

Table 423: List of created SOP Classes

SOP Class Name	SOP Class UID
Encapsulated PDF Storage SOP Class	1.2.840.10008.5.1.4.1.1.104.1

14.1.1.2. Encapsulated PDF Storage SOP Class

Table 424: IOD of Created Encapsulated PDF Storage SOP Class Instances

Information Entity	Module	Presence Of Module
Patient	Patient Module	ALWAYS
Study	General Study Module	ALWAYS
Study	Patient Study Module	CONDITIONAL
Series	Encapsulated Document Series Module	ALWAYS
Equipment	General Equipment Module	ALWAYS
Equipment	SC Equipment Module	ALWAYS
Image	Encapsulated Document Module	ALWAYS

Image	SOP Common Module	ALWAYS
-------	-------------------	--------

Table 425: Patient Module

Attribute Name	Tag	VR	Value	Presence of Value	Source	Comment
Patient's Name	0010,0010	PN		VNAP	COPY	-
Patient ID	0010,0020	LO		VNAP	COPY	-
Issuer of Patient ID	0010,0021	LO		ANAP	AUTO	-
Patient's Birth Date	0010,0030	DA		VNAP	COPY	-
Patient's Birth Time	0010,0032	TM		ANAP	COPY	-
Patient's Sex	0010,0040	CS	F, M, O	VNAP	COPY	-
Other Patient Names	0010,1001	PN		ANAP	COPY	-
Ethnic Group	0010,2160	SH		ANAP	COPY	-
Patient Comments	0010,4000	LT		ANAP		

Table 426: General Study Module

Attribute Name	Tag	VR	Value	Presence of Value	Source	Comment
Study Date	0008,0020	DA		VNAP	AUTO	-
Study Time	0008,0030	TM		VNAP	AUTO	-
Accession Number	0008,0050	SH		VNAP	AUTO	EMPTY
Referring Physician's Name	0008,0090	PN		VNAP	COPY	The report output from CAAS2000 for IntelliSpace Cardiovascular contains "Reported Physician" information which is taken from the value of this attribute.
Study Instance UID	0020,000D	UI		ALWAYS	COPY	-
Study ID	0020,0010	SH		VNAP	COPY	-

Table 427: Patient Study Module

	Tag	VR	Value	Presence of Value	Source	Comment
Admitting Diagnoses Description	0008,1080	LO		ANAP	COPY	-

Table 428: Encapsulated Document Series Module

	Tag	VR	Value	Presence of Value	Source	Comment
Modality	0008,0060	CS		ALWAYS	AUTO	-
Series Instance UID	0020,000E	UI		ALWAYS	AUTO	-
Series Number	0020,0011	IS		ALWAYS	AUTO	-

Table 429: General Equipment Module

Attribute Name	Tag	VR	Value	Presence of Value	Source	Comment
Manufacturer	0008,0070	LO	Philips	VNAP	AUTO	-

Table 430: SC Equipment Module

Attribute Name	Tag	VR	Value	Presence of Value	Source	Comment
Modality	0008,0060	CS		ANAP	AUTO	-
Conversion Type	0008,0064	CS	WSD	ALWAYS	AUTO	-

Table 431: Encapsulated Document Module

Attribute Name	Tag	VR	Value	Presence of Value	Source	Comment
Content Date	0008,0023	DA		VNAP	AUTO	-
Acquisition Datetime	0008,002A	DT		VNAP	AUTO	-
Content Time	0008,0033	TM		VNAP	AUTO	-
Instance Number	0020,0013	IS		ALWAYS	AUTO	-
Burned In Annotation	0028,0301	CS	NO	ALWAYS	AUTO	-
Concept Name Code Sequence	0040,A043	SQ		VNAP	AUTO	-
Document Title	0042,0010	ST		VNAP	AUTO	-
Encapsulated Document	0042,0011	OB		ALWAYS	AUTO	-
MIME Type of Encapsulated Document	0042,0012	LO	application/pdf	ALWAYS	AUTO	-

Table 432: SOP Common Module

Attribute Name	Tag	VR	Value	Presence of Value	Source	Comment
Specific Character Set	0008,0005	CS	ISO_IR 100	ANAP	COPY	
SOP Class UID	0008,0016	UI	1.2.840.10008.5.1.4.1.1.1.04.1	ALWAYS	AUTO	-
SOP Instance UID	0008,0018	UI		ALWAYS	AUTO	-
Instance Number	0020,0013	IS		ANAP	AUTO	

14.1.2. Usage of Attributes from Received IOD

Not applicable.

14.1.3. Attribute Mapping

Not applicable.

14.1.4. Coerced/Modified fields

Not applicable.

14.2. Data Dictionary of Private Attributes

Not applicable.

14.3. Coded Terminology and Templates

Not applicable.

14.3.1. Context Groups

Not applicable.

14.3.2. Template Specifications

Not applicable.

14.3.3. Private code definitions

Not applicable.

14.4. Grayscale Image consistency

Not applicable.

14.5. Standard Extended/Specialized/Private SOPs

14.5.1.1. Encapsulated PDF Storage SOP Class

Table 433: Extended DICOM and private attributes for Encapsulated PDF Storage SOP Class Instances

Attribute Name	Tag	VR	Value	Presence of Value	Source	Comment
Performing Physician Name	0008,1050	PN		ANAP	AUTO	-
Referenced SOP Class UID	0008,1150	UI		ANAP	AUTO	-
Referenced SOP Instance UID	0008,1155	UI		ANAP	AUTO	-
Protocol Name	0018,1030	LO		ANAP	AUTO	-

14.6. Private Transfer Syntaxes

Not applicable.