


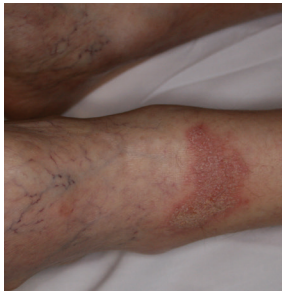




CEAP classification for venous disease

Clinical, Etiology, Anatomy and Pathophysiology classification: clinical categories

C1	C2	C3	C4	C5	C6
 <p>Telangiectases or reticular veins</p>	 <p>Varicose veins</p>	 <p>Edema due to venous etiology</p>	 <p>C4a. Pigmentation and/or eczema c4b. Lipodermato- sclerosis and/or atrophy blanche</p>	 <p>Healed venous ulcer</p>	 <p>Active venous ulcer</p>

Rutherford classification system for peripheral artery disease

Stage 0	Stage 1	Stage 2	Stage 3	Stage 4	Stage 5	Stage 6
Asymptomatic	Mild claudication	Moderate claudication	Severe claudication	Ischemic rest pain	Minor tissue loss	Major tissue loss
Claudication				Critical limb ischemia (CLI)		