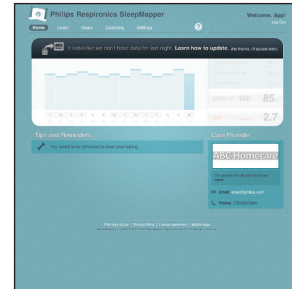
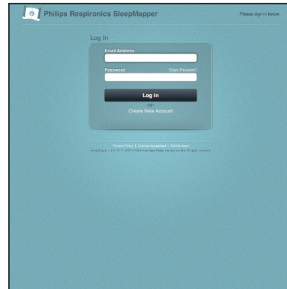




Getting started is easy

SleepMapper self-management solution

SleepMapper is a free mobile and web-based solution that provides the personalized feedback you need to take an active role in your sleep therapy*. Refer to these steps to get started.

To begin, create your account



1. Download the free mobile app or go to SleepMapper.com and click the login button.
 
2. Next, click on the “Create new account” link and enter all of the required information. Your device serial # starts with P and is 13 characters long; do not enter a space within the serial #; use a zero (instead of the letter O).
3. During your first login, you’ll see a First Night guide that has helpful information about obstructive sleep apnea, your Philips Respironics mask, and your System One therapy device. Make sure to select your mask if it is listed.

Select a data transmission method

In the “settings” section, click “data connection” and select one of the options below:



1. SD card

Data will be downloaded from the SD card included with your therapy device into your personal computer.



2. Bluetooth

Data will be transmitted through the SleepMapper app when you pair the (optional*) Bluetooth accessory module with your mobile device.

*May be purchased from your homecare provider.



3. Modem

Data will appear after it has been transmitted from the modem to your homecare provider.

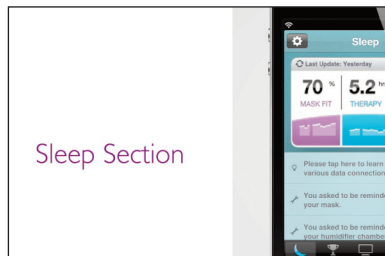
*To see which System One therapy devices are compatible with SleepMapper, visit www.sleepmapper.com/compatible.

Five easy ways to stay informed about your sleep therapy

1. Sleep

View feedback on your previous night's usage and see helpful tips and reminders. Information may vary depending upon the Philips Respironics therapy device you have.

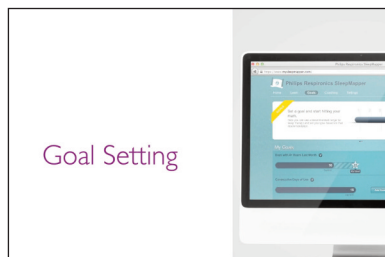
Sleep Section



2. Goals

Create, track and share your therapy goals based on your therapy usage.

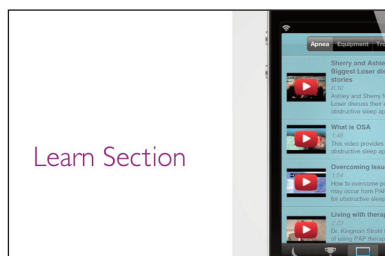
Goal Setting



3. Learn

Watch videos and guides on obstructive sleep apnea, your Philips Respironics equipment, and issues that may come up during your therapy.

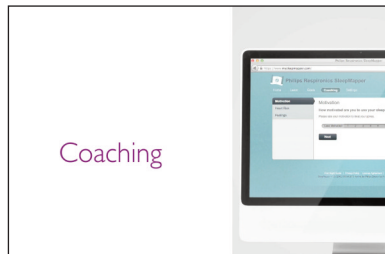
Learn Section



4. Coaching

Get helpful coaching and guidance information designed to help you maintain your therapy (this screen may or may not appear depending on your usage patterns).

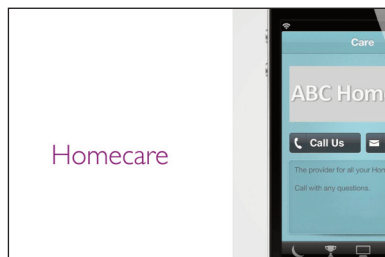
Coaching



5. Contact

If your SleepMapper account is linked to your homecare provider, their contact information will appear (available on the home screen of the SleepMapper website).

Homecare



Please visit www.sleepmapper.com



© 2013 Koninklijke Philips N.V.
All rights are reserved.

Respironics and SleepMapper are trademarks of Koninklijke Philips N.V. and its affiliates. All rights reserved.

SB 07/31/13

Philips Respironics
1010 Murry Ridge Lane
Murrysville, PA 15668

SleepMapper Product Support
1-855-699-6276

For SleepMapper
Product Support: email us at
sleepmapper.support@philips.com

Philips Healthcare is part
of Royal Philips